



2011-2012

CALGARY FLAMES MEDIA GUIDE

EVERY
GAME
MATTERS





#33 Anton Babchuk

#34 Miikka Kiprusoff



FANATTIC STORE LOCATIONS



Calgary Airport
2000 Airport Rd. N.E.
Calgary, AB
403-571-9755

Scotiabank Saddledome
555 Saddledome Rise S.E.
Calgary, AB
403-571-9770

North Hill Centre
1632 - 14th Ave. N.W.
Calgary, AB
403-338-2080

www.flamesport.com or call: 1-877-477-2177



"In life, as in hockey, there's the goal you aim for, and—if you're hopeful and hard-working, accomplished and just plain lucky—there's the one you achieve.

There's another goal, of course...the desire to create your own universe of family and friends, filled with mutual respect and unselfish caring for one another."

— HARLEY HOTCHKISS

Harley Hotchkiss

JULY 10, 1927 – JUNE 22, 2011

FOREVER IN OUR HEARTS



In Memory of Wade Belak 1976-2011



YEARS WITH THE FLAMES ORGANIZATION
1998-2001: Flames player

In Memory of Brad McCrimmon 1959-2011



YEARS WITH THE FLAMES ORGANIZATION
1987-1990: Flames player
1989-1990: Flames Team Captain
1989 Stanley Cup Champion
2000-2002: Assistant Coach



In Memory of Team Lokomotiv
September 7, 2011

CALGARY FLAMES 31st SEASON

MEMBER OF THE NHL FOR 39 SEASONS

Flames Directory	2
Media Guidelines Summary	3
History of the Franchise	4-5
Owners Biographies	6-8
Ken King	9
Jay Feaster and Michael Holditch	10
Hockey Club Personnel	11-20
Hockey Club Office Staff	21
Hockey Hall of Fame	22-25
Flames All-Star Selections	26
Flames All Time Trophy Winners	27
Flames Foundation/Community Relations	28-31
Calgary Flames Player Programs	32-33
McCaig Award & Scurfield Award	34
2011-12 Player Profiles	35-111
In the System	112-133
2011 Training Camp Roster	134
2011 NHL Entry Draft	135-138
GM/Coaches	139
Captains/1,000th Game	140
Flames Year-by-Year Results	141-172
Years in Atlanta	173
Game-by-Game Results	174-186
2010-11 Results	187
NHL Stats 2010-11	188-189
Flames Highs & Lows	190-193
Flames 2010-11 Team Scoring	194
Flames 2010-11 Individual Goals	195
Scoring Breakdown	196-197
Flames 2010-11 Overall Results	198-199
Flames Home Results/Road Results	200-201
2011 Stanley Cup Results/Divisional Alignment	202
Flames vs. NHL Teams 2010-11	203-232
Flames All-Time Team Records	233
Flames All-Time Team Records - Overall	234

Flames All-Time Records - Home and Road	235
Flames Overtime Results	236-237
Flames Month by Month All-Time Records	238
Home Attendance/Opening Game	239
Flames - Yearly Leaders	240
Flames - Penalty Shots	240-241
Flames All-Time Leaders	242-243
Flames All-Time Top Seasons	244-245
Flames Career Scoring	246-250
Flames Career Goaltenders	251
Flames Lifetime Shutouts	252-254
Flames Home & Road vs. NHL	255-256
Flames All-Time Team Records	257-258
Flames All-Time Individual Records	259-260
Playoff Records	261
All-Time Flames vs. Other Teams	262
Flames All-Time Playoff Results	263-264
Flames Playoff All-Time Leaders	265-266
Flames Playoff Team Records	267-272
Flames Playoff Individual Records	272-275
Flames All-Time Playoff Series Record	276
Flames All-Time Roster	277-285
Flames All-Time Sweater Roster	286-291
2011-12 NHL On-Ice Officials	292
Abbotsford Heat	293
American Hockey League Final Standings	294
Abbotsford Heat 2010-11 Scoring	295
Abbotsford Heat 2011-12 Regular Season Schedule	296
Calgary Hitmen	297
Calgary Hitmen 2011-12 Regular Season Schedule	298
Calgary Roughnecks	299
2011-12 Critical Dates Calendar	300
Scotiabank Saddledome Seating Bowl	301
2011-12 Calgary Flames Schedule	302



CALGARY FLAMES HOCKEY CLUB

Scotiabank Saddledome
P.O. Box 1540, Station 'M'
Calgary, AB, Canada T2P 3B9
Phone: 403-777-2177 Fax: 403-777-2199
Website: www.calgaryflames.com

Editors:

Peter Hanlon
Sean Kelso
Janette Ahrens
Greg Buer

Statistics Contributors:

Bill Evans
Elias Sports Bureau

Photos:

Gerry Thomas &
Getty Images

Design and Layout:

Colleen Little, Chris Huey

The Flames Media Guide & Record Book is published by the
Calgary Flames Hockey Club, P.O. Box 1540, Station M,
Calgary, Alberta T2P 3B9.

Copyright© 2011 Calgary Flames Hockey Club.
All rights reserved.

The information and photos contained in this Media Guide & Record
Book cannot be used for commercial purposes without the prior written
permission of the Calgary Flames.

2011-12 CALGARY FLAMES CLUB DIRECTORY



Scotiabank Saddledome
PO Box 1540, Station M, Calgary, Alberta T2P 3B9
Phone: 403-777-2177 PR Fax: 403-777-2195
MEDIA HOTLINE: 403-777-3666
www.calgaryflames.com

OWNERS

N. Murray Edwards (Chairman), Alvin G. Libin,
Allan P. Markin, Jeff McCaig, Clayton H. Riddell,
Byron J. Seaman (member of original Ownership Group)

EXECUTIVE

President & Chief Executive Officer Ken King
General Manager Jay Feaster
Sr. VP/Asst. GM of Hockey Operations... Michael Holditch
Sr. VP, Finance and Administration..... John Bean
VP, Building Operations Libby Raines
VP, Advertising, Sponsor. & Mktg..... Jim Bagshaw
VP, Sales & Customer Service Rollie Cyr
VP, Communications..... Peter Hanlon
VP, Business Development..... Jim Peplinski
VP, Food and Beverage Mark Vaillant

HOCKEY CLUB PERSONNEL

General Manager Jay Feaster
Senior Vice-President/Asst. GM of
Hockey Operations Michael Holditch
Asst. GM of Player Personnel..... John Weisbrod
Special Assistant to the General Manager Craig Conroy
Director, Hockey Administration..... Mike Burke
Director, Player Development..... Ron Sutter
Director, Video and Statistical Analysis..... Chris Snow
Director, Amateur Scouting..... Tod Button
Head Coach Brent Sutter
Associate Coach Craig Hartsburg
Assistant Coach Dave Lowry
Goalie Coach..... Clint Malarchuk
Senior Video Analyst Jamie Pringle
Mental Development Coaches..... Dr. Dave Paskevich
and Max Offenberger
Manager, Team Services..... Sean O'Brien
Executive Asst. to GM and Hockey Ops..... Brenda Koyich
Executive Assistant to Sr. VP of Hockey Ops./AGM.....
Anita Cranston
Pro Scouts Michel Goulet, Steve Leach, Steve Pleau,
David Volek (Europe)
Amateur Scouts..... Frank Anzalone (NCAA),
Jim Cummins (USHL), Ari Haanpaa (Europe),
Bob MacMillan (QMJHL), Fred Parker (OHL/QMJHL),
Blair Reid (WHL/East), Anders Steen (Europe),
Rob Sumner (WHL/West), Tom Webster (OHL) PT: Mike
Adesso (New England) and Richie Thibeau (Maritimes)

MEDICAL/TRAINING STAFF

Strength & Conditioning Coach Rich Hesketh
Athletic Therapist Morris Boyer
Assistant Athletic Therapist..... Schad Richea
Equipment Manager..... Mark DePasquale
Assistant Equipment Manager Corey Osmak
Massage Therapist Bryan Lentz
Head Physician..... Dr. Kelly Brett
Team Physician/Sports Medicine..... Dr. Jim Thorne
Team Orthopedic Surgeons..... Dr. Nicholas Mohtadi and
Dr. Richard Boorman

Team Dentists..... Dr. Bill Blair and Dr. Kristin Yont
Team Optometrist..... Dr. Derek Gaume
Dressing Room Attendant Jules Carriere

COMMUNICATIONS

VP, Communications..... Peter Hanlon
Manager, Media Relations Sean Kelso
Administrative Asst., Communications... Bernie Hargrave
Manager, Community Relations Candice Goudie

ABBOTSFORD HEAT

President Ryan Walter
Head Coach Troy Ward
Assistant Coaches Cail Maclean, Luke Strand
Goalie Coach Jordan Sigaleit

CALGARY ROUGHNECKS

Governor..... John Bean
General Manager Mike Board
Head Coach..... Dave Pym
Associate Coach/Assistant GM..... Curt Malawsky
Assistant Coach Bob McMahon

ADMINISTRATION

Executive Asst. to President/CEO Judy O'Brien
Director, Finance Deniece Kennedy
Director, Human Resources Betty Mah

MARKETING/TICKETING

VP, Advertising, Sponsorship & Marketing... Jim Bagshaw
VP, Sales & Customer Service Rollie Cyr
VP, Business Development Jim Peplinski
Senior Director, Advertising Pat Halls
Director, Corporate Sponsorship..... Kevin Gross
Director, Marketing Scott Matheson
Director, Sales Mike Franco
Director, Executive Suites..... Mike Mungliello
Director, Broadcast & Production..... Carlo Petrini
Director, Game Entertainment..... Gordie Macleod
Director, Retail/FanAttic..... Brent Gibbs
Manager, Key Corporate Accounts Mark Stiles
Manager, Customer Service Manager Marc Leost
Manager, Publications Laurie Wheeler
Executive Assistant, Marketing Suzanna Chapman
Executive Assistant to V.P. of Sales Vicki Rinke

SCOTIABANK SADDLEDOME

VP, Building Operations Libby Raines
VP, Food and Beverage Mark Vaillant
Director, Food Services..... Art Hernandez
Director, Building Operations..... Rob Blanchard
Senior Manager, Food Services..... Sheila Parisien
Manager, Security/Parking/Loss Prevention... Bob Godun

MISCELLANEOUS DATA

Radio Affiliate Sportsnet 960 The FAN (960 AM)
TV Affiliate Rogers Sportsnet, CBC-TV, TSN
Minor League Affiliates..... Abbotsford Heat (AHL) and
Utah Grizzlies (ECHL)

2011-12 CALGARY FLAMES MEDIA GUIDELINES SUMMARY



Peter Hanlon
Vice-President,
Communications



Sean Kelso
Manager,
Media Relations



Bernie Hargrave
Administrative
Assistant,
Communications



Candice Goudie
Manager, Community
Relations

PLAYER MEDIA AVAILABILITY DURING TRAINING CAMP

- Training camp will take place at the Scotiabank Saddledome. There will be one group of players during Prospects Camp consisting of 30 players and three groups for Main Camp. The groups will be available to the media at the completion of their training day, which consists of on-ice followed by off-ice sessions.
- For fitness testing times please contact the Flames Communications Department. All prospects and veteran medicals and fitness testing will take place in the Flames locker room and training facility. Testing and medicals are closed to the media, so media availability will occur in another designated area.
- Cameras and photographers are permitted on the visitors' bench only for practice sessions. At no time will media be permitted on either bench during scrimmage.
- Please check the Flames media information line for daily updates pertaining to the training schedule and Head Coach Brent Sutter's media availability times. The media information line is 403-777-3666.

REGULAR SEASON PRACTICE ACCESS

- Standard practice time will be 11:30 a.m. and game day skates at 10:30 a.m. Please note practice times may vary. We will make every effort to inform you in the event of a schedule change.
- The dressing room will remain closed before and during practice. When the dressing room door is closed, access is not permitted.
- Access to the dressing room will be granted following practice per NHL regulations: five minutes following first group of players (who participated in the practice) leaving the ice for no less than 30 minutes. In the event of a meeting, the dressing room will be open until the meeting begins and again following the meeting for at least 30 minutes.
- Media access is permitted in the main locker room and foyer.
- Media access to the home players' bench is not permitted during practice.
- Brent Sutter will be available within 20 minutes following practice in a media conference format in a designated area near the dressing room. Individual interview (one-on-one) requests will only be granted in special circumstances and on advance notice.

GAME DAY AND POST-GAME

- On request, players will be available to the media for interviews for a 30 minute period up to 90 minutes prior to game time. Preferably, media interviews should be conducted following the morning practice.
- Requests for players/coaches for broadcast pre-game interviews must be made to the communications department before 11:00 a.m. on game day. In the case of "quick hits", please provide with at least two minutes remaining in the period with a back-up option.
- Dressing room will open to media five minutes after the game with same areas as stated above available for interviews.
- Brent Sutter will be available (in a media conference format) within 20 minutes of the conclusion of the game. The post game media conference will take place in the media lounge. The dressing room will remain open during the coach's press conference.
- Please request credentials 24 hours in advance of the game in which you have been assigned to cover. In the case of full-time credential media, please inform us, when possible, if you are not attending a particular game.

PHOTOGRAPHY/TELEVISION CAMERAS

- Please follow credential guidelines outlined above. Freelance photographers will only be granted credentials when on assignment from a media outlet.
- Photographers/Cameras are permitted to shoot Flames practice from the visiting team bench or stands only.
- Television rightsholders may place one handheld camera on the bench during warm-up once the players have taken the ice (local - home bench only).
- Photographers will be guaranteed one location for the first period. Other period shooting locations will be coordinated during the game. Please respect sight lines of spectators at all times.
- Any live news shots utilizing the playing surface as a backdrop must conclude 30 minutes before television broadcast begins.
- As per NHL policy, non-rightsholders are not permitted to record highlights during games. Highlights will be available through Telus Operations Center, (800) 332-1083.

WEB/INTERNET

- Those media outlets that have been granted credentials and also have web media coverage will be provided with more detailed guidelines before the start of the 2011-12 season.

FLAMES MEDIA INFORMATION LINE

- For information and times for Flames practices, news conferences and other events call the Flames Media Information Line at 403-777-3666 for a prerecorded message.
- * This is a summary of the comprehensive NHL media/broadcast access policies.

HISTORY OF THE FRANCHISE



The Calgary Flames mark their 31st NHL season and 32nd year in Calgary with the 2011-12 campaign.

Since their arrival in 1980, the team has captivated hockey fans with their on-ice success, including a Stanley Cup victory in 1989, while establishing a solid off-ice reputation for community involvement through millions of dollars in contributions to charitable organizations throughout southern Alberta.

On May 21, 1980, Nelson Skalbania and a group of Calgary entrepreneurs consisting of Doc and B.J. Seaman, Harley Hotchkiss, Norm Green, Ralph Scurfield and Norman Kwong announced the acquisition of the Atlanta Flames franchise and declared their intention to relocate the team to Alberta.

In August 1981, Skalbania sold his interest to the Calgary contingent, and the remaining six local businessmen continued to hold exclusive ownership until June 15, 1990, when Norm Green left to become owner of the Minnesota North Stars (now Dallas Stars). On August 8, 1994, further revisions to the ownership structure saw the addition of six new investors and the departure of two of the team's original owners (Norman Kwong and Sonia Scurfield).

Subsequent changes in 2001 resulted in a group of eight owners: N. Murray Edwards, the late Harley N. Hotchkiss, Alvin G. Libin, Allan P. Markin, the late J.R. "Bud" McCaig (replaced by his son, Jeffrey J. McCaig), Clayton H. Riddell, Byron J. Seaman and the late Daryl K. "Doc" Seaman. The five current owners jointly control operations for the Calgary Flames, the Scotiabank Saddledome, the WHL Calgary Hitmen Hockey Club and the NLL Calgary Roughnecks Lacrosse Team.

On October 9, 1980, in their inaugural game at the Stampede Corral, the Flames battled the Quebec Nordiques to a 5-5 tie. The team played a total of 146 league, playoff and exhibition games at the Corral, losing only 28 regular season and four playoff games in three seasons, before moving across the street to the Saddledome in October 1983. The Flames formally assumed management of the Saddledome on August 1, 1994, and after extensive renovations, the venue was reopened on October 25, 1995.

During the past 31 years, the Flames have become a premier NHL franchise. The team's first appearance in the Cup finals was in 1986 and their most recent in 2004, when they electrified the city with their inspirational playoff run. The pinnacle of the Flames' success was being crowned Stanley Cup champions for the 1988-89 season. In addition, they have captured two Presidents' Trophies (1987-88, 1988-89), three Clarence Campbell Conference titles (1985-86,

1988-89, 2003-04), two Smythe Division championships (1985-86, 1988-89), two Pacific Division titles (1993-94, 1994-95) and a Northwest Division title (2005-06), in addition to numerous NHL individual and team honours.

HISTORY OF THE FRANCHISE



In 2003-04, the Flames launched an exciting new red jersey as their home sweater, and it would become the top-selling jersey launch in NHL history. With the league-wide introduction of the Reebok EDGE Uniform System™ at the start of the 2007-08 season, the Flames jersey was modified to include minor striping changes and the addition of shoulder patches featuring the Canada and Alberta flags. For 2010-11, a vintage jersey based on that worn by the 1989 Stanley Cup winning team was officially adopted as the team's third jersey.

One of last season's highlights was the 2011 NHL Heritage Classic at McMahon Stadium on February 20, 2011. For their outdoor matchup against the Montreal Canadiens, the Flames wore uniforms inspired by the Calgary Tigers, the city's first major professional hockey team. A crowd of 41,022 spectators watched the Flames shut out the Habs 4-0.

On November 8, 2010, the Flames family celebrated the posthumous induction of Doc Seaman to the Hockey Hall of Fame in the Builder Category. Doc became the second member of the Flames ownership group to be elected to the Hall, joining Harley Hotchkiss, who received the same honour in 2006.



CALGARY FLAMES OWNERS



**N. Murray
EDWARDS**

N. Murray Edwards is owner and President of Edco Financial Holdings Ltd., a merchant banker since 1988. He is a leading investor in, and managing director and chairman or vice chairman of, numerous publicly traded companies including Canadian Natural Resources Limited, and Ensign Energy Services Inc. Today, these companies employ over 15,000 individuals. He is also a chairman, director and co-owner of the Calgary Flames Hockey Club.

Mr. Edwards graduated with a Bachelor of Commerce from the University of Saskatchewan with Great Distinction and a Bachelor of Laws with Honours from the University of Toronto. After moving to Calgary in 1983, he became a lawyer, and later a Partner, with Burnet, Duckworth & Palmer, a Calgary-based law firm.

At the community level, Mr. Edwards is a member of The Council of Champions of the Calgary Children's Initiatives and the Canadian Council of Chief Executives. He is on the Board of Directors of the C.D. Howe Institute.



**Alvin G.
LIBIN**

Alvin G. Libin is a native Calgarian with business interests in real estate, oil and gas and financial services. Mr. Libin is the President and Chief Executive Officer of Balmon Investments Ltd., a private management services and investment company. He has a strong commitment to the City of Calgary and to the Province of Alberta and has provided leadership in various volunteer positions.

In 2003, Mr. Libin and his wife Mona, through The Alvin and Mona Libin Foundation, established The Libin Cardiovascular Institute of Alberta in partnership with the University of Calgary and Alberta Health Services. Its mission is to provide world-class cardiovascular health care, education and research for southern Alberta.

Mr. Libin is past Chairman of the Alberta Ingenuity Fund, a Foundation created by the Government of Alberta to stimulate and support science and engineering research for the benefit of Albertans. He also serves as a director of several corporate and community boards.

Alvin G. Libin is an Officer of the Order of Canada and holds an Honorary Doctors of Laws degree from the University of Calgary. He was inducted into the Alberta Order of Excellence in 2004.



**Clayton H.
RIDDELL**

Clayton H. Riddell was introduced as a new member of the Calgary Flames ownership group on August 29, 2003. His participation, combined with the ongoing commitment of the existing owners of the team, provides strength, continuity and stability to the organization.

Mr. Riddell graduated from the University of Manitoba with a Bachelor of Science, Honors degree in Geology. In May 2004, he received an Honorary Doctor of Science degree from the University of Manitoba.

He has been the Chairman of the Board and Chief Executive Officer of Paramount Resources Ltd., a publicly traded oil and gas company since 1978. He is Chief Executive Officer of MGM Energy Corp. and is Chairman of the Board of Perpetual Energy Inc. and Trilogy Energy Corp.

Mr. Riddell is past President of the Canadian Society of Petroleum Geologists and past Chair of the Canadian Association of Petroleum Producers. He is associated with several other profit and non-profit organizations. He has been a resident of Calgary for many years.

CALGARY FLAMES OWNERS



Allan P. Markin, a native of Calgary, is the Chairman of Canadian Natural Resources Limited, a natural gas crude oil exploration, development and production company. Canadian Natural's mission statement is "to develop people to work together to create value for the company's shareholders, by doing it right, with fun and integrity". Mr. Markin has strongly supported Canadian Natural's corporate commitment to a wellness system for employees. This progressive system demonstrates Canadian Natural's commitment to wellness and health and is in keeping with "doing it right". He is a 1968 graduate of the University of Alberta with a Bachelor of Science Degree in Chemical Engineering.

Mr. Markin has received honorary degrees from the Universities of Calgary, Alberta, Lethbridge and the St. Francis Xavier University. Mr. Markin has endowed a Chair in Health Promotion at the University of Calgary and the Distinguished Writers in Residence Program at the University of Calgary. In addition, Mr. Markin is a Founder of St. Mary's

University and was bestowed an honorary fellowship from St. Mary's University in 2004. In accepting The Fraser Institute's T. Patrick Boyle Founder Award in 2010, he spoke of individual value and personal responsibility.

Allan P. Markin became owner of the Flames in 1994. The Mayor of the City of Calgary bestowed him with the Citizen of the Year award for 2004 and he received the Alberta Centennial Medal in 2005. In July 2008, Mr. Markin was appointed as an Officer of the Order of Canada by the Governor General. He received The Alberta Order of Excellence in October 2008. In the fall of 2009, he was inducted into the Calgary Business Hall of Fame.

Although diversified, Mr. Markin's main philanthropic objective is to enhance education tied to health and wellness.



Jeffrey J. McCaig is Chairman and Chief Executive Officer of the Trimac Transportation group of companies. Trimac is the largest provider of bulk trucking services in North America and also provides complementary logistics services, including transload facility operations, distribution management, and freight brokerage.

In addition to being a director and chairing the Boards of the Trimac group of companies, Mr. McCaig is a director of Potash Corporation of Saskatchewan and Standard Life Assurance Company of Canada. He is also a director and Chairman of Bantrel Company and a director and co-owner of the Calgary Flames Hockey Club and Chairman of the Flames Foundation.

Mr. McCaig is a member of several Canadian and American industry associations related to the trucking industry and is past Chairman of the National Tank Truck Carriers Association in Washington, DC.

He obtained his undergraduate degree in Economics from Harvard College in Cambridge, Massachusetts; his law degree from Osgoode Hall Law School in Toronto; and his Master of Science in Management degree from Stanford University.

CALGARY FLAMES OWNERS

Member of original Flames Ownership Group



**Byron J.
SEAMAN**

Byron J. Seaman was born in Rouleau, Saskatchewan. He received his Bachelor of Science degree in Mechanical Engineering from the University of Saskatchewan in 1945 and spent one year as an instructor in Mechanical Engineering at that University. In October 1992 he received an Honorary Doctor of Science degree from the University of Saskatchewan. Mr. Seaman has over 50 years of experience in various positions in the oil, gas and resource industries on a world-wide basis. He served as Chairman of the Board and Chief Executive Officer of Bow Valley Resource Services Ltd. of Calgary (subsequently Bovar Inc.) from 1976 to 1987, then as Chairman until 1990. He has served as a Director on numerous boards and was a Director Emeritus of Provident Energy Trust.

Mr. Seaman has served as a liaison for the Canadian Federal and Provincial Governments in providing management assistance to developing countries and was a member of the Premier's Advisory Council on Science and Technology in Alberta from 1990 to 92. Involved with numerous political, charitable and community organizations, Mr. Seaman received a special award in 1987 from the Association of Professional Engineers, Geologists and Geophysicists of Alberta in recognition of his outstanding contribution to society. In 1991, he was inducted into the Saskatchewan Oil & Gas Industry Hall of Fame and was a recipient of the Governor General's Medal in 1993. On June 1, 2007, he was inducted into the Alberta Sports Hall of Fame together with his brother D.K. Seaman and Harley Hotchkiss, as builders who brought the NHL Atlanta Flames to Calgary.



PRESIDENT AND CHIEF EXECUTIVE OFFICER

Ken King will tell you professional hockey has the best fans of any sport. And he grins every time the C of Red spontaneously rocks the Saddledome to prove it.

President and Chief Executive Officer of the NHL franchise Calgary Flames since summer 2001, King appreciates the value and community pride created through one of only 30 NHL teams in the world. "Making people happy is a dream job," says King who recognizes the tremendous obligation the Flames owe their fans.

Like you, King has an overwhelming fondness for the sport. And his aspiration every season is to raise the bar another notch to reward devoted fans with the best possible entertainment package in the NHL. He appreciates the enduring fan loyalty and the excitement surrounding the regular season. He's also proud to have watched fans enjoy heart-wrenching, but electrifying, playoff runs for the Stanley Cup.


King is a strong believer in contributing to the community and he knows incredible achievements can be accomplished when aspiration and determination mix with a visionary approach, meaningful intentions, responsible actions and, above all, consideration for others. His current community involvement spans numerous organizations, including chairman, TELUS Community Board, past co-chair of REACH (a \$300 million medical fundraising initiative), the Calgary Committee to End Homelessness, the Calgary Sport Tourism Authority, the Calgary Exhibition & Stampede, Borden Ladner Gervais CIAU Athlete of the Year Awards Committee and the Rotary Club of Calgary. Previous support and commitment involved the Calgary Prostate Cancer Centre, Calgary Philharmonic Society, No Ka Oi Ranch Foundation and past chairman of the Calgary Chamber of Commerce.

In 2005, King received an Alberta Centennial Medal for outstanding contributions to the province of Alberta. Other awards include the Queen's Golden Jubilee Medal for community service and the commemorative medal for the 125th Anniversary of the Confederation of Canada. In 1991, he was honoured as B'Nai Brith Man of the Year.

Born and raised in Hanley, Saskatchewan, King launched a 30-year career in the newspaper business that included senior executive positions in Canada's leading newspapers including President and Publisher of the Calgary Sun and Calgary Herald. During his newspaper career in Calgary, King was acknowledged for his innovative marketing, establishment of healthy corporate relationships, spirited community leadership and appreciable growth for the newspapers.

King is an avid but mediocre golfer and like many other Albertans, shares a passion for horses. Most often he stays in the saddle. But not always. He and his wife, Marilyn, have two daughters and they are proud grandparents to Amanda's twin boys and Jocelin's baby boy.

King also serves as an Alternate Governor of the NHL and President & Chief Executive Officer of the Western Hockey League's Calgary Hitmen and President of the National Lacrosse League's Calgary Roughnecks.



**Ken
KING**



HOCKEY CLUB PERSONNEL

GENERAL MANAGER



**Jay
FEASTER**

Jay Feaster is in his first full season as the Flames General Manager after being named the Acting General Manager on December 27, 2010. Feaster joined the Flames organization at the start of the 2010-11 season as an assistant General Manager looking to expand on his impressive resume, which includes a Stanley Cup Championship as General Manager of the Tampa Bay Lightning in 2004 and a Calder Cup Championship as the President of the Hershey Bears (American Hockey League) in 1997.

The native of Williamstown, PA was originally named General Manager of the Lightning on February 10, 2002. In addition to a Stanley Cup championship, the Lightning won back-to-back Southeast Division titles in 2002-03 and 2003-04. Feaster was named the 2004 Sporting News NHL Executive of the Year based on a vote of other NHL GM's and hockey executives. Prior to being named General Manager, he spent three seasons with the club in the Assistant General Manager's position. In that capacity, Feaster was

responsible for all contractual, collective bargaining and NHL legal issues, as well as the organization's scouting department and its developmental league affiliates.

To join the Lightning, Feaster resigned his post as President of the Hershey Bears and Vice President of Hershey Entertainment. In that capacity, Feaster oversaw the operations of the Bears, the Hershey Wildcats professional soccer team and Hersheypark Arena/Stadium, including the Star Pavilion.

Feaster, who spent nine years with the Bears, led the team to a division title (1993-94) and a Calder Cup Championship (1997), while establishing three consecutive single season attendance records (1991-92 to 1993-94) and entering into a five-year affiliation agreement with the NHL's Colorado Avalanche. For his work, he was named the AHL's Executive of the Year in 1997. He originally joined Hershey Entertainment as Assistant to the President in 1989 and was named General Manager of the Bears and Hersheypark Arena/Stadium in 1990. Prior to joining Hershey Entertainment, Feaster practiced law with the firm of McNees, Wallace & Nurick in Harrisburg, PA. Feaster is a Summa Cum Laude graduate of Susquehanna University and a Cum Laude graduate of the Georgetown Law Center in Washington, DC.

Jay Feaster and his wife, Anne, have five children; Theresa, Bobby, Libby, Ryan and Kevin.

SENIOR VICE-PRESIDENT AND ASSISTANT GENERAL MANAGER OF HOCKEY OPERATIONS



**Michael
HOLDITCH**

The 2011-12 season marks Michael Holditch's eighteenth season with the Calgary Flames. This is his second year in the role of Senior Vice-President and Assistant General Manager-Hockey Operations. Holditch works closely with General Manager Jay Feaster on the direction of all hockey operations including CBA interpretation, team development, administration and tracking of the player budget, player negotiations, arbitration, scheduling and contract review and documentation.

Holditch joined the Flames organization in 1994. Prior to moving to the hockey operations group, Holditch was the Vice President of Finance and Chief Financial Officer for the organization. Holditch was also an Alternate Governor of the Western Hockey League's Calgary Hitmen for five years through the 2002-2003 season and sat on the Western Hockey League's Executive Committee for two years. Holditch is a past Treasurer of the Flames Foundation, the charity that is responsible for many of the organization's


charitable initiatives. Holditch remains on the Board of Directors of this Foundation.

Michael Holditch is a native Calgarian who attended the University of Calgary, graduating with a Bachelor of Commerce degree in 1988. Upon completion of his undergraduate degree he qualified for and practiced as a Chartered Accountant in Calgary.

Michael Holditch and his wife Cara have two daughters; Brynn and Cade.

HOCKEY CLUB PERSONNEL

ASSISTANT GENERAL MANAGER OF PLAYER PERSONNEL



**John
WEISBROD**

John Weisbrod, a native of Syosset, NY, joins the Flames after winning the Stanley Cup as the Director of Pro and Collegiate Scouting for the Boston Bruins where he has been since joining the organization in September of 2006. Prior to that, John spent the 2005-06 season as a pro scout for the Dallas Stars out of the New England region.

The Harvard graduate became the General Manager/Director of Operations for the Albany River Rats (affiliate of the New Jersey Devils) in 1993 and won the Calder Cup as AHL Champions in 1995. Additionally, Weisbrod served as the General Manager of the Orlando Solar Bears winning the Turner Cup as IHL Champions in 2001.


When the IHL disbanded, the Solar Bears owner promoted him into the Magic organization in an administrative position. However, Weisbrod was soon promoted to General Manager and Chief Operating Officer of the NBA's Orlando Magic for 2004-2005 season before returning to hockey in May of 2005.

Weisbrod attended and played hockey for Harvard from 1987 to 1991 capturing an NCAA National Championship in 1989, while earning a Bachelor of Arts degree in English.

Weisbrod was drafted by the Minnesota North Stars 4th round, 73rd overall, in the 1987 NHL Entry Draft. Because of injury, Weisbrod took the year off hockey in 1991-1992, only to play 16 games with the Kansas City Blades of the IHL before being forced to retire due to injury.

John Weisbrod and his wife Susanne have three children; Cullen, Kirsten and Colton.

SPECIAL ASSISTANT TO THE GENERAL MANAGER



**Craig
CONROY**

As Special Assistant to the General Manager, Conroy serves as a liaison between the Flames professional players and both the Head Coach and the General Manager. In performing this role, Conroy prepares performance reports on players and make recommendations for their continued improvement and professional development while also scouting specific players being considered by the club for acquisition. Scouting assignments will include gathering of necessary information on players being considered for acquisition whether via trade or pending free agency. Conroy will make monthly trips to Abbotsford to interact with prospects in the AHL and both watch games and report on their progress and development.

Conroy started his illustrious career at Clarkson University in his hometown of Potsdam, NY, before being drafted by the Montreal Canadiens in the 6th round, 123rd overall, of the 1990 NHL Entry Draft.

At the start of the 1996 season, Conroy was traded to the St. Louis Blues where he spent the next five years of his career before being traded to the Calgary Flames in March of 2001. After signing with Los Angeles during the summer of 2004, he returned to the Flames on January 30, 2007.

During his career, Conroy amassed a total of 1009 games with 507 of those games being played in a Flames uniform. On October 28 last season, he celebrated his 1000th career game in front of the hometown fans at the Scotiabank Saddledome before retiring from the NHL on February of 2011 after 17 seasons spent with Montreal, St. Louis, Los Angeles and Calgary. Overall he recorded 542 points including 182 goals while notching another 30 points in 81 playoff games.

Craig Conroy and his wife Jessie have three daughters; Taylor, Sophia and Sydney.

HOCKEY CLUB PERSONNEL

DIRECTOR, HOCKEY ADMINISTRATION



The 2011-12 NHL season represents Mike Burke's twenty-ninth year with the Calgary Flames. Since the start of the 1994-95 campaign, when Burke moved to the hockey department and was promoted to his current position, he has been responsible for the administration of the hockey club. He works closely with General Manager Jay Feaster and Senior Vice-President and Assistant General Manager Michael Holditch in managing many facets of the Flames hockey operations.

Burke's vast experience in hockey-related issues has made him a valuable part of the hockey staff. His main responsibilities include contract research, analysis and negotiation, player assignments, preparation of salary arbitrations, liaison between the NHL and the Flames regarding all aspects of hockey administration, monitoring collective bargaining issues and helping coordinate the day-to-day operations of the Club.

Prior to his current appointment, Burke was responsible for the Club's media relations and communications. A graduate of the Public Relations program at Mount Royal College, Burke began his sports administration career with the Saskatoon Blades (WHL) in 1980 before serving two seasons as General Manager of a minor-pro team in the Montreal Expos' organization. He has often worked with the NHL in both NHL All-Star Games and NHL Stanley Cup Final events. In 1996, Burke was added as a member of Team Canada's hockey operation staff for the World Cup of Hockey tournament.

A native of Plato, Saskatchewan. Mike Burke and his wife Sandra have two children; Keaton and Reid.

DIRECTOR, VIDEO & STATISTICAL ANALYSIS



Chris Snow joins the Flames in a new role as Director of Video and Statistical Analysis. He is responsible for the complete and comprehensive planning, implementation and oversight of the club's video and statistical data mining programs including designing, developing and implementing a proprietary data base of hockey information for use by the club. In addition, he will integrate the data-based video system PUCKS into the team's coaching, player preparation, scouting and planning processes.

Snow spent the previous four seasons as Director of Hockey Operations for the Minnesota Wild. His responsibilities included analyzing team rosters and cap commitments for the purpose of strategic roster planning, preparing for contract negotiations and arbitration, assisting in day-to-day hockey administration and CBA interpretation, developing and managing hockey databases, professional scouting and coordinating the team's sports psychology program.


Prior to entering the hockey business, Snow was a staff writer for the Boston Globe, where he worked as the Boston Red Sox beat writer. A graduate of Syracuse University, he has also worked for the Minneapolis Star Tribune as Minnesota Wild beat writer.

A native of Melrose, Massachusetts, Chris resides in Calgary with his wife, Kelsie, and son, Cohen.



HOCKEY CLUB PERSONNEL

HEAD COACH



**Brent
SUTTER**

Brent Sutter completed his second season with the Calgary Flames compiling a 41-29-12 record for 94 points and second place in the Northwest Division. Sutter now has an 81-61-22 record after two seasons with the Flames for a .561% win percentage.

Sutter's NHL coaching career started as the bench boss of the New Jersey Devils compiling a 97-56-11 (.625%) record during the regular season, and an Atlantic Division title in 2008-09. Prior to that, Sutter spent eight seasons as owner, president, general manager, and head coach of the Red Deer Rebels (WHL). During that time, he led the Rebels to a 314-194-68 (.604) as the team's head coach. Sutter guided the Rebels to a WHL and Memorial Cup Championships in 2001, and three consecutive WHL Eastern Conference Championships from 2001-03. In 2001, Sutter was named as the WHL's top coach taking home the Dunc McCallum Memorial Trophy. He has represented Canada twice as the head coach guiding the National Junior team to

consecutive 6-0-0 marks and gold medals at the 2005 and 2006 IIHF World Junior Championships.

As a player, the Viking, Alberta native helped his country win the 1984, 1987, and 1991 Canada Cup Championships. Sutter was also a member of Canada's 1986 Bronze medal-winning World Championship team.

Sutter amassed an 18 year NHL playing career with the New York Islanders and Chicago Blackhawks. He recorded 363 goals and 466 assists for 829 points and 1,054 penalty minutes in 1,111 career regular-season games. Sutter scored an additional 30 goals and 44 assists for 74 points and 164 penalty minutes in 144 career playoff games.

Along with brother Duane, Brent Sutter was a member of New York Islanders 1982 and 1983 Stanley Cup Championship teams, and served as captain from 1987 through 1991.

Sutter was traded to Chicago on October 25, 1991 and played seven more seasons, including three years under his brother Darryl. Sutter retired on April 18, 1998. He was originally the New York Islanders first choice, 17th overall, in the 1980 NHL Entry Draft.

Brent Sutter is the third youngest of seven Sutter brothers, six of whom played in the NHL. He and his wife, Connie, have two sons, Merrick and Brandon, and one daughter, Brooke. Brandon currently plays for the Carolina Hurricanes, and was their first choice, 11th overall, in the 2007 NHL Entry Draft.

BRENT SUTTER'S CAREER COACHING RECORD

Season	Team	Lge	GP	W	L	T	OTL	Pct	Result
1999-00	Red Deer Rebels	WHL	72	32	31	9	0	0.507	Lost in round 1
2000-01	Red Deer Rebels	WHL	72	54	12	3	3	0.792	Won WHL/CHL Championship
2002-03	Red Deer Rebels	WHL	72	50	17	3	2	0.729	Lost in WHL Final
2003-04	Red Deer Rebels	WHL	72	35	22	10	5	0.590	Lost in round 3
2004-05	Red Deer Rebels	WHL	72	36	26	6	4	0.569	Lost in round 1
2005-06	Red Deer Rebels	WHL	72	26	40	0	6	0.403	Out of Playoffs
2006-07	Red Deer Rebels	WHL	72	35	28	0	9	0.549	Lost in round 1
2007-08	New Jersey Devils	NHL	82	46	29	0	7	0.604	Lost in round 1
2008-09	New Jersey Devils	NHL	82	51	27	0	4	0.646	Lost in round 1
2009-10	Calgary Flames	NHL	82	40	32	0	10	0.549	Out of Playoffs
2010-11	Calgary Flames	NHL	82	41	29	0	12	0.573	Out of Playoffs
TOTALS			NHL	328	178	117	0	33	0.593



HOCKEY CLUB PERSONNEL


BRENT SUTTER'S PLAYING RECORD

Season	Team	Lea.	Regular Season					Playoffs				
			GP	G	A	PTS	PIM	GP	G	A	PTS	PIM
1977-78	Red Deer	AJHL	60	12	18	30	33					
1978-79	Red Deer	AJHL	Statistics Unavailable									
1979-80	Lethbridge	WHL	5	1	0	1	2	-	-	-	-	-
1980-81	Lethbridge	WHL	68	54	54	108	116	9	6	4	10	51
	New York	NHL	3	2	2	4	0	-	-	-	-	-
1981-82	Lethbridge	WHL	34	46	34	80	162	-	-	-	-	-
	NY Islanders	NHL	43	21	22	43	114	19	2	6	8	36
1982-83	NY Islanders	NHL	80	21	19	40	128	20	10	11	21	26
1983-84	NY Islanders	NHL	69	34	15	49	69	20	4	10	14	18
1984-85	NY Islanders	NHL	72	42	60	102	51	10	3	3	6	14
1985-86	NY Islanders	NHL	61	24	31	55	74	3	0	1	1	2
1986-87	NY Islanders	NHL	69	27	36	63	73	5	1	0	1	4
1987-88	NY Islanders	NHL	70	29	31	60	55	6	2	1	3	18
1988-89	NY Islanders	NHL	77	29	34	63	77	-	-	-	-	-
1989-90	NY Islanders	NHL	67	33	35	68	65	5	2	3	5	2
1990-91	NY Islanders	NHL	75	21	32	53	49	-	-	-	-	-
1991-92	NY Islanders	NHL	8	4	6	10	6	-	-	-	-	-
	Chicago	NHL	61	18	32	50	30	18	3	5	8	22
1992-93	Chicago	NHL	65	20	34	54	67	4	1	1	2	4
1993-94	Chicago	NHL	73	9	29	38	43	6	0	0	0	2
1994-95	Chicago	NHL	47	7	8	15	51	16	1	2	3	4
1995-96	Chicago	NHL	80	13	27	40	56	10	1	1	2	6
1996-97	Chicago	NHL	39	7	7	14	18	2	0	0	0	6
1997-98	Chicago	NHL	52	2	6	8	28	-	-	-	-	-
NHL Totals			1111	363	466	829	1054	144	30	44	74	164



HOCKEY CLUB PERSONNEL

ASSOCIATE COACH



Hartsburg joins the Flames after leading the Everett Silvertips (WHL) as the Head Coach for the last two seasons compiling a 75-54-16 (.569) record. Hartsburg has 14 years of NHL coaching experience having served as the head coach for the Chicago Blackhawks (1995-98), the Anaheim Ducks (1998-2001) and the Ottawa Senators (2008-09). He was an assistant coach with the Minnesota North Stars (1989-90) and the Philadelphia Flyers (1990-94, 2002-04).

A native of Stratford, Ontario, Hartsburg played 10 seasons on the blue-line for the Minnesota North Stars from 1979-89 accumulating 570 games while netting 98 goals and adding 315 assists for 413 points and 818 penalty minutes. His playing career was highlighted by a trip to the Stanley Cup Finals with Minnesota in 1981 and playing in the 1980, 1982, and 1983 NHL All-Star games. Hartsburg was originally drafted by Minnesota in the 1st round (6th overall) in the 1979 NHL Draft after a stellar

career with the Sault Ste. Marie Greyhounds (OHA).

Internationally, he represented Canada at the 1978 World Junior Championship, the 1981 and 1987 Canada Cups and was named the tournament's top defenseman at the 1987 IIHF World Championships.

As head coach, Hartsburg has guided Canada's National Junior Team to two consecutive gold medals in both the 2007 and 2008 IIHF World Junior Championships and won gold as an assistant coach in 2006 while on staff with head coach Brent Sutter.

Craig and his wife Peggy have two children; Chris and Katie, and one grandson Colin.

ASSISTANT COACH



Dave Lowry is entering his third season as an assistant coach with the Calgary Flames. Lowry rejoined Calgary after finishing his playing career with the Flames in 2004.

During the 2008-09 season, Lowry was the head coach of the Calgary Hitmen (WHL), and guided the Hitmen to the best record in the WHL (59-9-3-1) and a berth in the 2009 WHL Championship as the Eastern Conference champions.

Lowry was an associate coach with the Hitmen in 2007-08 and an assistant coach from 2005-07, making it to the Eastern Conference final in both 2007 and 2008.

Born in Sudbury, Ontario Lowry went on to star in the OHL with the London Knights. He played three seasons from 1982-83 to 1984-85 collecting 223 points (100 goals, 123 assists) in 169 games. His 120 point season in 1984-

85 made him an OHL First Team All Star.

Lowry was Vancouver's 6th choice, 114th overall, in the 1983 NHL entry draft which helped launch a National Hockey League career that would span 19 seasons. Dave played 1084 career games (164 goals, 187 assists for 351 points) with five teams; Vancouver, St. Louis, Florida, San Jose and Calgary. Lowry also played in 111 playoff games (16 goals, 20 assists, 36 points) with his best post season run in the spring of 1996. Dave helped the Florida Panthers to the Stanley Cup final, picking up a team leading 17 points in 22 games.

NHL Recap: Traded to St. Louis by Vancouver for Ernie Vargas, September 29, 1988. Claimed by Florida from St. Louis in Expansion Draft, June 24, 1993. Traded to San Jose by Florida with Florida's 1st round choice (later traded to Tampa Bay-Tampa Bay selected Vincent Lecavalier) for Viktor Kozlov and Florida's 5th round choice (previously acquired, Florida selected Jaroslav Spacek) in 1998 Entry Draft, November 13, 1997. Signed as a free agent by Calgary, July 26, 2000. During his time with the Flames, Lowry earned the instant respect of teammates and was named captain from 2000 to 2002.

Dave and his wife Elaine have four children; Sarah, Joel, Adam, and Tessa.

HOCKEY CLUB PERSONNEL

GOALTENDING COACH



Clint Malarchuk joins the Flames following one season with the Atlanta Thrashers as the team's goaltending consultant. Malarchuk will work with all goaltenders throughout the Flames system at the NHL and developmental league levels, as well as a mentoring role with amateur prospects. He holds 20 years of professional experience as a player, 10 of which were in the NHL with the Quebec Nordiques (1981-84, 85-87), Washington Capitals (1987- 98) and Buffalo Sabres (1988-92).

The Edmonton, Alberta, native was also the head coach of the Idaho Steelheads of the West Coast Hockey League from 1998-2000, the goaltending coach for the Florida Panthers from 2002-05 season, goaltending coach with the Columbus Blue Jackets from 2007-09, and most recently the goaltending coach with the Atlanta Thrashers during the 2010-11 season.

Following the 1982-83 season as a member of the AHL's Fredericton Express, Malarchuk was the recipient of the Harry (Hap) Holmes Memorial Award and he also won the James Norris Memorial Trophy in 1992-93 as a member of the IHL's San Diego Gulls. Both trophies awarded to the goaltender posting the best goals against average.

Clint has three kids; Kelli, Jed and Dallyn and is married to his wife Joanie.

SENIOR VIDEO ANALYST




Jamie Pringle, a native of Picton, Ontario joins the Flames coaching staff after three seasons as the video coach with the Florida Panthers. Prior to that, Pringle spent the 2006-07 and 2007-08 season as the video coach for Hockey Canada. He was part of the staff for all international events including the 2006 Winter Olympics, winning gold at the 2007 IIHF World Championship and winning gold at the 2007 and 2008 IIHF World Junior Championships.

Pringle worked with Brent Sutter during the 2008 World Junior team Super Series against Russia. Pringle spent the 2004-05 and 2005-06 seasons as the assistant coach with the Kingston Frontenacs (OHL) after four seasons as the assistant coach with the Belleville Bulls (1999-2004) where he helped earn the OHL title in 1999. He was also on staff with the Ottawa Senators during the 1995-96 season.

Jamie and his wife Karen have two children, Brendan and Brooke.

STRENGTH AND CONDITIONING COACH



Rich Hesketh has been working with the Flames as a Strength and Conditioning Coach since the 1995-96 season. He has a BPE from McMaster University (1987) and has represented Canada on 11 national track and field teams in the decathlon. He has competed internationally at the Commonwealth Games on two occasions, represented Canada at the Pan American Games and is a five-time Canadian Champion in Combined Events.


As the Strength and Conditioning Coach, Hesketh creates individualized training programs for each player of the Calgary Flames for both the hockey season and off-season. He also designs programs and trains all Flames prospects at the developmental level. He works closely with the medical staff and athletic therapist to condition players while they are injured or rehabilitating.

Hesketh also coaches speed/power athletes for the University of Calgary and Calgary Spartans Track and Field clubs. In July of 2005, Rich joined Nike as a consultant trainer and helped develop their hockey training program.

Rich and his wife Linda reside in Calgary with their three children; Asia, Jade and Adrian.

HOCKEY CLUB PERSONNEL

ATHLETIC THERAPIST



Morris Boyer is entering his fifteenth season as the Athletic Therapist with the Flames after joining the organization at the start of the 1997-98 season. In July of 2001, he was appointed head Athletic Trainer for the Flames with his primary responsibilities including injury prevention, care and rehabilitation. In April of 2010, he was named Athletic Therapist for the Canadian National Men's Hockey Team for the second time having captured a gold medal at the IIHF Men's World Championships in 2003.

Boyer is a graduate of the University of Alberta with a Bachelor of Physical Education. In 1991 he achieved his Certified Athletic Therapist diploma from the Canadian Athletic Therapists Association. Upon graduation, Boyer worked with the Canadian Men's Volleyball team, the Canadian Professional Rodeo Sport Medicine Team, Edmonton Brick Men Soccer Club, Red Deer College and the Sports Medicine Clinic in Oshawa, Ontario. In addition, he was a member of the athletic therapy staff for the 1993

World University Games and 1995 PAN-AM Games in Argentina.

Boyer's experience is not limited to his post-graduation years. He has also worked as a student therapist at the Glen Sather Sports Medicine Clinic in Edmonton and was a therapist for both the U of Alberta Golden Bears Hockey Team and the Sherwood Park Crusaders Jr. 'A' Hockey Team.

Morris Boyer and his wife Huguette have two sons; Dakota and Chet.

ASSISTANT ATHLETIC THERAPIST



Schad Richea is starting his third season as Assistant Athletic Therapist for the Calgary Flames after his post as Head Athletic Therapist for the University of Calgary Dinos.

Richea recently completed his Masters of Education at the University of Washington. He also has a Bachelor of Science in Kinesiology from the University of Waterloo and a post degree diploma in Sport's Injuries Management from Sheridan College.

Richea is certified by both the CATA and NATA. Previous Athletic Therapy experience includes the Western Hockey League, minor league baseball, and National Wrestling Team.

Richea grew up playing hockey in Dysart, Saskatchewan and has resided in Calgary since 2003.

MENTAL PERFORMANCE COACH



This will be Dr. Dave Paskevich's second season with the Calgary Flames in addition to being an Associate Professor in Kinesiology at the University of Calgary. Dr. Paskevich holds a Doctorate in Kinesiology (Sport Psychology) from the University of Waterloo.

He has been at the University of Calgary since 1997, and has worked with a variety of National Team athletes (Alpine, Bobsleigh and Skeleton, Snowboard, Speed Skating), including the Canadian Freestyle Ski Team (which won two medals in Vancouver) and Men's Gymnastics.


He has worked with Canadian athletes at a number of Olympic Games (Salt Lake 2002; Torino, 2006; Beijing, 2008; Vancouver 2010), and served on the Canadian Olympic Committee Health & Science Team as a Mental Performance Consultant for the 2010 Games in Vancouver. Dr. Paskevich also works with professional and other high performance athletes in a

variety of sports including football, soccer, lacrosse, golf, rodeo, and volleyball. Dr. Paskevich has been involved in a number of sports as an athlete and coach.

He and his wife Cindee have two kids, Hayley and Matthew.

HOCKEY CLUB PERSONNEL

ATHLETIC THERAPIST/HEAD EQUIPMENT MANAGER




Equipment Manager Mark DePasquale enters his fifth season with the Calgary Flames, his second as the Head Equipment Manager and his twenty-first NHL season. He was a member of the Chicago Blackhawks organization from 1989-1996/2001-2006 serving as the Assistant Equipment Manager.

DePasquale moved to Arizona in 1996 to spearhead the Jeremy Roenick Foundation that raised money for multiple charities in the greater Phoenix area. He also served as an Assistant Equipment Manager for the Chicago Wolves (IHL) for the 2000-2001 season. Depasquale has worked the 1991 and 2008 NHL All-Star games as well as the 2001 IHL All-Star Game. He represented Easton Hockey and worked with the gold medal winning Men's Canadian Olympic Hockey team at the 2010 Winter Olympic Games in Vancouver, B.C. on March 26, 2011. Depasquale hit the 1,000 game milestone for NHL games worked.

Depasquale is a graduate of the University of Illinois-Chicago with a Bachelor of Science in Kinesiology. Mark Depasquale and his wife Kelly have twins Maddox and Mia.

ASSISTANT EQUIPMENT MANAGER



Corey Osmak starts his second season with the Calgary Flames after spending four years as the Assistant Equipment Manager with the Los Angeles Kings. Prior to that, he spent five years as the Head Equipment Manager of the Manitoba Moose in the American Hockey League and farm team of the Vancouver Canucks. Osmak got started in the business with the Regina Pats of the Western Hockey League for two seasons before moving to Winnipeg. Corey Osmak and his wife Tami were married this past summer.



HOCKEY CLUB PERSONNEL



Ken King
President & CEO



Jay Feaster
General Manager



Michael Halditch
Senior Vice-President
/Assistant GM of
Hockey Operations



John Weisbrod
Assistant General
Manager of Player
Personnel



Craig Conroy
Special Assistant to
the General Manager



Mike Burke
Director, Hockey
Administration



Ron Sutter
Director, Player
Development



Chris Snow
Director, Video &
Statistical Analysis



Judy O'Brien
Executive Assistant to
Ken King



Brenda Koyich
Exec. Asst., GM &
Hockey Operations



Anita Cranston
Exec. Asst., GM &
Hockey Operations



Sean O'Brien
Manager, Team
Services



Brent Sutter
Head Coach



Craig Hartsburg
Associate Coach



Dave Lowry
Assistant Coach



Clint Malarchuk
Goaltending Coach



Jamie Pringle
Senior Video Analyst



Rich Hesketh
Strength &
Conditioning Coach



**Mark
DePasquale**
Equipment Manager



Corey Osmak
Assistant Equipment
Manager



Morris Boyer
Athletic Therapist



Schad Richea
Assistant Athletic
Therapist



Bryan Lentz
Massage Therapist



Jules Carriere
Dressing Room
Attendant



Dr. Kelly Brett
Head Physician

HOCKEY CLUB PERSONNEL



Dr. Jim Thorne
Team Physician/Sports
Medicine



Dr. Bill Blair
Team Dentist



Tod Button
Director, Amateur
Scouting



Michel Goulet
Scout



Steve Leach
Scout



Steve Pleau
Scout



David Volek
Scout



Blair Reid
Scout



Rob Sumner
Scout



Tom Webster
Scout



Fred Parker
Scout



Bob MacMillan
Scout



Jim Cummins
Scout



Frank Anzalone
Scout



Anders Steen
Scout



Ari Haanpaa
Scout



Richie Thibeau
Scout



Mike Addesa
Scout




Troy Ward
Head Coach
Abbotsford Heat




Coil MacLean
Assistant Coach
Abbotsford Heat



Luke Strand
Assistant Coach
Abbotsford Heat



Jordan Sigalet
Goaltending Coach
Abbotsford Heat



Chris Linder
Athletic Therapist
Abbotsford Heat



Peter Bureaux
Equipment Manager
Abbotsford Heat



Scott Starrak
Assistant Equip. Mgr.
Abbotsford Heat

HOCKEY CLUB OFFICE STAFF



John Bean
Senior VP, Finance
& Administration
& CFO



Jim Bagshaw
VP, Advertising,
Sponsorship &
Marketing



Rollie Cyr
VP, Sales, Ticketing
& Customer Service



Peter Hanlon
VP, Communications



Jim Peplinski
VP, Business
Development



Libby Raines
VP, Building
Operations



Mark Vaillant
VP, Food & Beverage



Pat Halls
Senior Director,
Sponsorship & Sales



**Rob
Blanchard**
Director, Building
Operations



Mike Franco
Director, Sales



Brent Gibbs
Director, Retail



Kevin Gross
Director, Corporate
Sponsorship



Art Hernandez
Director, Food Services



Deniece Kennedy
Director, Finance



Betty Mah
Director, Human
Resources



Geordie Macleod
Director, Game
Entertainment



Scott Matheson
Director, Marketing
& Promotions



Mike Mungello
Director, Executive
Suites



Carlo Petrini
Director, Broadcast
& Production



Mark Stiles
Director,
Sponsorship Sales



Bob Godun
Manager, Security/
Parking/Loss
Prevention



Marc Leost
Manager,
Customer Service



Mike Moore
Director, Business
Operations, Calgary
Hitmen & Calgary
Roughnecks



Kelly Kisio
General Manager,
Calgary Hitmen



Mike Board
General Manager,
Calgary Roughnecks



HOCKEY HALL OF FAME

BCE Place, 30 Yonge Street, Toronto, Ontario
M5E 1X8 Phone: 416-360-7765 Website: www.hhof.com

DOUG GILMOUR - Player, 1988 to 1992, Inducted 2011



On June 28, 2011 it was announced that Douglas Robert Gilmour will be honoured with induction into the Hockey Hall of Fame. He was born June 25, 1963 in Kingston, Ontario, and had a twenty year NHL career.

In 1980-81, his first year with the Cornwall Royals (OHL), Gilmour was 5'9" and 150 pounds. After an early injury curtailed his effectiveness in Cornwall's 1981 Memorial Cup championship, he returned to score 46 goals and 119 points in 1981-82.

Cornwall repeated as Memorial Cup champions and Gilmour, who had been passed over in his first year of draft eligibility, was selected by the St. Louis Blues in the seventh round, 134th overall. He was returned to junior hockey by the Blues for the 1982-83 season and set the OHL on fire with 70 goals and 177 points, capturing the Eddie Powers Trophy as the OHL's leading scorer. He set a record with a 55 consecutive games scoring streak and was named the league's most valuable player.

St. Louis signed him and he joined the team two weeks before the 1983-84 season. The Blues' captain at the time, Brian Sutter, nicknamed Gilmour 'Killer' for his intensity.

After three full seasons hovering around 50 points, Gilmour began to play a more open game and during the 1986 playoffs, he had 21 points in 19 games when the Blues came within a game of advancing to the Stanley Cup Final. The next season, 1986-87, he finished the regular schedule with a career-high 42 goals and 105 points and was selected to represent Team Canada at the 1987 Canada Cup. He scored two important goals in the series against the Soviet Union and was instrumental in Canada's victory at the tournament.

After another solid season in St. Louis, Gilmour was traded to the Calgary Flames at the beginning of the 1988-89 campaign. In Calgary, Gilmour continued his strong play in the playoffs, adding 22 points in 22 games as the Flames won the Stanley Cup in 1989. Gilmour scored the series-winning goal in Game Six of the Final against Montreal. Halfway through the 1991-92 season he was traded to the Toronto Maple Leafs in a blockbuster deal involving 10 players; the largest trade in league history.

Gilmour set a Leafs franchise record with 127 points in his first full season with Toronto in 1992-93. He became only the second Leaf after Darryl Sittler to register over a hundred points in a season and also led the team to within a game of the Stanley Cup Final, placing second in playoff scoring and leading the league with 25 assists. Gilmour placed second to Mario Lemieux in the race for the Hart Trophy as the league's most valuable player but won the Selke Trophy as the top defensive forward, a remarkable achievement for a player with such offensive numbers.

Gilmour had 111 points the next season, earning his second consecutive spot in the All-Star Game. He once again led the Leafs to the semi-finals in the playoffs. Gilmour was named the team captain in 1994-95 before the lockout-shortened season and remained a popular player in Toronto even as the team began to struggle. When the Leafs went into rebuilding mode midway through the 1996-97 season, Gilmour was sent to the New Jersey Devils. He spent one full season with the defence-oriented Devils and was signed as a free agent by the Chicago Blackhawks in the summer of 1998.

In the spring of 2000, he was traded to the Buffalo Sabres, then signed on as a free agent with the Montreal Canadiens in October 2001 and went on to play parts of two seasons with the Habs before he was dealt back to Toronto at the trading deadline in 2003.

He officially announced his retirement on September 8, 2003. Gilmour registered 1414 points on the strength of 450 goals and 964 assists in 1,474 regular season games. He added 188 points (60 goals and 128 assists) in 182 playoff games.

On January 31, 2009, Gilmour became the seventeenth player to be honoured by the Toronto Maple Leafs when his number 93 was raised to the rafters of the Air Canada Centre.

JOE NIEUWENDYK - Player, 1986 to 1995, Inducted 2011

On June 28, 2011 it was announced that Joe Nieuwendyk will be honoured with induction into the Hockey Hall of Fame. Born in Oshawa, Ontario on September 10, 1966, and then raised in neighbouring Whitby, Joe Nieuwendyk played college hockey at Cornell University in New York State. Nieuwendyk spent three years on the Ivy League school's team and was twice named to the ECAC's First All-Star Team (1986 and 1987). He was also selected as an All-American in both years.

In 1985, after Nieuwendyk's freshman year at Cornell, the Calgary Flames were sufficiently impressed to draft him in the second round, 27th overall. In his first full season as a Flame (1987-88), the young centre scored 51 goals and 92 points, becoming only the second NHL player after Mike Bossy to score 50 goals in his rookie season. Nieuwendyk's totals also included an eye-popping 31 powerplay goals and 8 game-winners, and he was rewarded with the Calder Trophy as the league's top rookie.





HOCKEY HALL OF FAME

BCE Place, 30 Yonge Street, Toronto, Ontario
M5E 1X8 Phone: 416-360-7765 Website: www.hhof.com

In Nieuwendyk's second season with the Flames he won the Stanley Cup, again scoring 51 goals. In 1991, he was named captain of the Flames. When knee problems prevented Nieuwendyk from playing early in the 1995-96 season, the Flames found few takers on the trade market. Finally, in December 1995, the Flames traded Nieuwendyk to the Dallas Stars for Jarome Iginla and Corey Millen.

Nieuwendyk missed most of the 1998 playoff due to a knee injury. However, in 1999, his health and luck returned as Nieuwendyk scored 6 game-winning goals in the playoffs to lead the Stars to victory over the Buffalo Sabres in the Stanley Cup finals. That spring, He was recipient of the Conn Smythe Trophy as the playoff MVP.

Joe went on to play parts of two more seasons with the Stars before he was traded to the New Jersey Devils. Following his arrival in New Jersey, Nieuwendyk has reached numerous milestones, reaching the 500 goal-plateau, 500 assists and 1,000 points.

In 2003, Nieuwendyk earned his third career Stanley Cup ring despite missing the Devils' Final due to injury. Later that summer, he signed as a free agent with the Toronto Maple Leafs where he suited up for one season before opting to move on to the Florida Panthers in the summer of 2005.

Nieuwendyk's first season with the Florida Panthers saw the centre tally 56 points in 65 games, however, the club failed to qualify for the playoffs that spring. Due to chronic back problems, Nieuwendyk retired three months into his second season with the Panthers.

Joe Nieuwendyk left the NHL as one of the most respected players of his time, collecting 564 goals and 562 assists for 1,126 points through 1,257 regular season games. In playoff action, he added 66 goals and 50 assists for 116 points in 158 games.

Besides three Stanley Cup championships, Nieuwendyk won the Calder Trophy in 1988, the King Clancy Trophy (for dedication to his community) in 1995 and the Conn Smythe Trophy in 1999.

On the international stage, Nieuwendyk represented Canada at the 1986 World Junior Championships, at the 1990 World Championships, and is a two-time member of Canada's Winter Olympic team (1998 and 2002).

DARYL K. "Doc" SEAMAN - Owner, 1980 to 2009, Inducted 2010

On June 22, 2010, it was announced that Darryl K. "Doc" Seaman, a founding owner of the Calgary Flames, would be inducted into the Builder Category the Hockey Hall of Fame.

Doc Seaman was born in Rouleau, Saskatchewan. He became one of Alberta's most successful oilmen and industrialists through his company, Bow Valley Industries, along with many other ventures. He and his brothers, B.J. and Don Seaman, were among the first wave of adventurous oilmen who pioneered the industry after the Second World War. Doc Seaman's war record was itself remarkable; he flew 82 successful combat missions out of North Africa as a sub-hunting pilot, earning a Government of France citation for bravery.

An original Calgary Flames owner, Doc Seaman followed the team passionately. Besides bringing the Flames to Calgary, he was a key player in building the Saddledome and bringing the 1988 Olympic Winter Games to Calgary.

A true hockey fan, Doc Seaman joined a small group of visionaries to save Canadian hockey from mediocrity at a time when the European game was becoming dominant. Canada's five straight junior hockey gold medal wins have their roots in Project 75, now called the Seaman-Hotchkiss Foundation. He was a strong supporter of Hockey Canada's grass root development programs.

Among his numerous awards and achievements, Doc Seaman was the Founding Governor of the Hockey Canada Foundation in 1979; named an Officer, Order of Canada in 1993; elected to the Alberta Sports Hall of Fame in 2007; and received the Alberta Order of Excellence in 2008.

Doc Seaman becomes the second member of the Flames ownership group to be elected to the Hockey Hall of Fame. Harley N. Hotchkiss received the honour as a member of the Class of 2006. Darryl K. "Doc" Seaman passed away on Sunday, January 11, 2009, at age 86.

HARLEY HOTCHKISS - Owner, 1980 to 2011, Inducted 2006

On June 28, 2006, Flames co-owner Harley Hotchkiss received the prestigious honour of election to the Hockey Hall of Fame. Hotchkiss is the youngest of six children raised on a farm near Tillsonburg, Ontario. He spent his winters on the pond playing hockey, emulating his beloved Toronto Maple Leafs. His idol was Syl Apps. In addition to dreaming of playing in the NHL, the young Hotchkiss also planned a second career in the business world, just in case. The game of hockey was the beneficiary of Harley's practical side as he has used his business success to ensure the growth and development of hockey in Canada.

An original member of the Flames ownership group, Harley Hotchkiss was among this group of local businessmen who introduced the National Hockey League to the City of Calgary in the spring of 1980. The pinnacle of their storied



HOCKEY HALL OF FAME

BCE Place, 30 Yonge Street, Toronto, Ontario,
M5E 1X8 Phone: 416-360-7765 Website: www.hhof.com

history occurred in 1989 when the Flames captured the Stanley Cup. Of his numerous contributions to the game, his most recent efforts and role on behalf of the NHL were to find a resolution to the NHL labour dispute that forced the cancellation of the 2004-05 season. Hotchkiss served six two-year terms as Chairman of the NHL Board of Governors.

Harley Hotchkiss has been an avid supporter of Hockey Canada. The Flames make annual financial contributions to Hockey Canada for the continued development and growth of the game. With the investment in bringing the NHL to Calgary, the purchase of the Flames funded the creation of the Centre of Excellence that offered coaching clinics, research in hockey development and sports injuries as well as athletic scholarships to Canadian universities. The introduction of Project 75 contributed over \$8 million that is distributed by Hockey Canada to benefit the game throughout the country.

His involvement in hockey reaches from the grassroots to the top branch. As a young college athlete at Michigan State University, Harley was a member of the 1950 Spartans varsity hockey club. His generosity for other like-minded hockey people is continuously demonstrated as he has made contributions for the construction of hockey arenas throughout Canada including Fox Valley, SK, and Aylmer, ON.

AL MACINNIS - Player, 1981 to 1994, Inducted 2007

On November 12, 2007, Al MacInnis became the 10th member in the history of the Calgary Flames organization to be honoured with induction into the Hockey Hall of Fame.

Born Allan MacInnis on July 11, 1963, in Port Hood, Nova Scotia, he played junior for the Kitchener Rangers beginning in 1980-81. During the summer of 1981, MacInnis was drafted in the first round, 15th overall, by the Flames. Although he played a handful of games for the Flames in both 1981-82 and 1982-83, MacInnis continued his junior career, which included a Memorial Cup championship in 1982.

After spending the early part of the 1983-84 season with the CHL's Colorado Flames, MacInnis became a full-time member of the Calgary Flames blue-line later that season, playing 51 games and scoring 11 goals and 34 assists for 45 points.

MacInnis spent 13 seasons with Calgary before moving to St. Louis, but left Alberta having evolved into one of the most effective defencemen in the NHL. While with the Flames, he played in eight All-Star Games, but more importantly, was a key component of a Stanley Cup championship for Calgary in 1989, the first in franchise history. For his contributions in the playoffs that spring, including 7 goals and 24 assists in 22 games, MacInnis was awarded the Conn Smythe Trophy. In a franchise high 803 games played, MacInnis recorded 822 points as a member of the Flames. He also holds the career franchise record for assists (609).

PETER MAHER - Play-by-Play, Inducted 2006

Calgary Flames play-by-play man Peter Maher was honoured by the Hockey Hall of Fame as the winner of the 2006 Foster Hewett Memorial Award. Maher has been the voice of the Flames since the 1981-1982 season. A native of Campbellton, New Brunswick, Maher's success as a hockey play-by-play voice led to his induction into the New Brunswick Sports Hall of Fame in 1996. Maher has also called World Championship games, six NHL All-Star games, and the Stanley Cup Finals in 1980, 1986, 1989 and 2004.

The award, named in honour of the late Foster Hewitt is presented in recognition of members of the radio and television industry who have made outstanding contributions to their profession and to the game of hockey.

CLIFF FLETCHER - General Manager 1972 to 1991, Inducted 2004

After an outstanding 48-year career that continues in the NHL, Cliff Fletcher was elected to the Hockey Hall of Fame as a Builder in 2004. Fletcher began his hockey career in 1956 with the Montreal Canadiens organization, starting as a scout under Sam Pollock. He joined the St. Louis Blues, eventually earning the role of Assistant General Manager, and helped manoeuvre the Blues into the Stanley Cup Final during the first three years of the franchise's existence. Fletcher was hired as the inaugural General Manager of the Atlanta Flames. He helped orchestrate the franchise's subsequent move from Atlanta to Calgary in time for the 1980-81 season. During Fletcher's regime with the Flames, his teams made the playoffs 16 straight seasons and finished first in their division in 1987-88, 1988-89 and 1989-90. In 1988-89, the Calgary Flames won the Stanley Cup. Lured to Toronto in 1991, Fletcher spent six seasons as Chief Operating Officer, President and General Manager of the Maple Leafs. He was named the 1993 Executive of the Year by The Hockey News. As a team, Toronto improved by an incredible 32 points from 67 points in 1991-92 to a franchise-high 99 points in 1992-93. Following two seasons with the Tampa Bay Lightning as Senior Advisor to the General Manager, Fletcher was hired by the Phoenix Coyotes as Executive Vice-President and General Manager. He is currently the Senior Executive Vice-President of Hockey Operations of the Coyotes.



HOCKEY HALL OF FAME

BCE Place, 30 Yonge Street, Toronto, Ontario
M5E 1X8 Phone: 416-360-7765 Website: www.hhof.com

GRANT FUHR - Player, 1999 to 2000, Goaltending Consultant, 2000 to 2002, Inducted 2003

Following a career that saw him attain over 400 NHL wins and amass five Stanley Cup championships, fittingly, Grant Fuhr was elected to the Hockey Hall of Fame in his first year of eligibility. Although all five Cups (1984, 1985, 1987, 1988, 1990) were collected while backstopping the Edmonton Oilers, Fuhr completed his career as a member of the Calgary Flames. On October 22, 1999, the Flames defeated the Florida Panthers and Fuhr attained his 400th career win and became only the sixth goaltender in NHL history to reach that milestone. Fuhr's accomplishments include six All-Star Game appearances, Vezina Trophy (1987), Jennings Trophy (1994) and two Canada Cup titles (1984 and 1987).

JOE MULLEN - Player, 1985-1986 to 1989-90, Inducted 2000

In 345 career games with Calgary (1985-86 to 1989-90), Mullen recorded 388 points (190G, 198A). In 17 NHL seasons (1979-80 to 1996-97) with St. Louis, Calgary, Pittsburgh and Boston, the three-time Stanley Cup winner recorded 1,063 points (502G, 561PTS) in 1,062 games. Played in NHL All-Star Game (1989, 1990 and 1994). Won the Lady Byng Trophy (1987, 1989), NHL First All-Star Team (1989), NHL +/- Leader (1989), won the Lester Patrick Trophy (1995).

MICHEL GOULET - Scout, 2010 to present, Inducted 1998

Michel Goulet, a native of Peribonka, Quebec, played 1,089 regular season NHL games scoring 548 goals, 604 assists for 1,152 points and 825 penalty minutes. He started his pro career with the Birmingham Bulls in the World Hockey Association in 1978-79. Following the NHL/WHA merger, Goulet was declared eligible for the 1979 Entry Draft and was selected by the Quebec Nordiques. He spent 11 seasons with the Nordiques before being traded to the Chicago Blackhawks during the 1989-90 season. Goulet was inducted into the Hockey Hall of Fame in 1998. He was inducted alongside former teammate Peter Stastny.

Goulet's number 16 was retired by the Nordiques before a large crowd at le Colisée de Québec where he enjoyed his most productive years. Goulet won two Stanley Cups with the Colorado Avalanche in 1996 and 2001 as Director of Player Personnel.

GUY LAPOINTE - Assistant Coach and Scout, 1990-91 to 1998-99, Inducted 1993

Lapointe played 16 seasons in the NHL with the Montreal Canadiens, St. Louis Blues and Boston Bruins. One of the great players in the history of the game, Lapointe captured six Stanley Cup championships with the Canadiens ('71, '73 '76, '77, '78 and '79). Lapointe, along with teammates Serge Savard and Larry Robinson, formed one of the top defence corps in the NHL. In 884 career games, Lapointe recorded 622 points (171 G, 451 A).

LANNY MCDONALD - Player, 1981-82 to 1988-89 - Management, '89 to '00, '01 - '03, Inducted 1992

On September 21, 1992, Lanny McDonald became the first Calgary Flames player to be inducted into the Hockey Hall of Fame. McDonald finished his NHL career with 500 goals, 506 assists and 1,006 points in 1,111 games - all milestone achievements. He played 492 career games with the Flames recording 406 points (215 G, 191 A). McDonald won the Bill Masterton Trophy (1982-83), the King Clancy Memorial Trophy (1987-88) and was named NHL Man-of-the-Year in 1988-89. He still holds the Flames record for most goals in a season (66, 1982-83) and scored the go-ahead goal in Calgary's Stanley Cup clinching win at Montreal in 1989.

BOB JOHNSON - Head Coach, 1982-83 to 1986-87, Inducted 1992

"Badger" Bob Johnson was one of hockey's greatest boosters both in Calgary and throughout North America. He led Calgary to the franchises first 40-win season in 1984-85 and posted a Flames coaching record of 193-155-52 in 400 games. Johnson posted a career coaching record of 234-188-58 with Calgary (1982-83 to 1986-87) and Pittsburgh (1990-91). He led the Penguins to a Stanley Cup championship in 1991. "It's a great day for hockey" is a remark hockey fans will always remember.

GLENN HALL - Goaltending Consultant, 1988 to 2000, Inducted 1975

During his 18 seasons in the NHL, Glenn "Mr. Goalie" Hall posted a 2.51 GAA and was consistently recognized as a top goaltender, being selected to the All-Star team 11 times. Hall led the NHL in shutouts for six seasons, including his rookie campaign when he won the Calder Trophy and had 84 regular season career shutouts. Hall still holds the record for most consecutive games by a goaltender, with 502, and appeared in 906 league games. Captured three Vezina Trophies, the Conn Smythe Trophy, one Stanley Cup and 13 All-Star Game appearances. In 1988 the Chicago Blackhawks retired Hall's jersey.

FLAMES NHL ALL-STAR SELECTIONS

NHL ALL-STARS

(PLAYERS VOTED TO END OF SEASON 1ST OR 2ND ALL-STAR TEAM)

JAROME IGINLA
2008-09 (Calgary) 1st
2007-08 (Calgary) 1st
2003-04 (Calgary) 2nd
2001-02 (Calgary) 1st

DION PHANEUF
2007-08 (Calgary) 1st

MIKKKA KIPRUSOFF
2005-06 (Calgary) 1st

JOE MULLEN
1988-89 (Calgary) 1st

HAKAN LOOB
1987-88 (Calgary) 1st

AL MACINNIS
1993-94 (Calgary) 2nd
1990-91 (Calgary) 1st
1989-90 (Calgary) 1st
1988-89 (Calgary) 2nd
1986-87 (Calgary) 2nd

THEOREN FLEURY
1994-95 (Calgary) 2nd

GARY SUTER
1987-88 (Calgary) 2nd

LANNY MCDONALD
1982-83 (Calgary) 2nd

BRAD MCCRIMMON
1987-88 (Calgary) 2nd

MICHAEL VERNON
1988-89 (Calgary) 2nd



YOUNG STARS GAME

2003-04 Matthew Lombardi
2002-03 Jordan Leopold
2001-02 Robyn Regehr

NHL ALL-ROOKIE TEAMS

2005-06 Dion Phaneuf
1997-98 Derek Morris
1996-97 Jarome Iginla
1989-90 Sergei Makarov
1987-88 Joe Nieuwendyk
1985-86 Gary Suter
1983-84 Hakan Loob
1983-84 Jamie Macoun

ALL-STAR GAME APPEARANCES

2008-09	Jarome Iginla	1988-89	Joe Mullen, Gary Suter,
2007-08	Jarome Iginla (Named Team Captain for Western Conference), Dion Phaneuf	1987-88	Joe Nieuwendyk, Mike Vernon
2006-07	Mikha Kiprusoff, Dion Phaneuf		Al MacInnis, Brad McCrimmon, Gary Suter, Joe Nieuwendyk, Mike Vernon
2003-04	Jarome Iginla	1986-87	Rendezvous '87
2002-03	Jarome Iginla	1985-86	Gary Suter
2001-02	Jarome Iginla	1984-85	Al MacInnis, Paul Reinhart
1999-00	Valeri Bure, Phil Housley	1983-84	Lanny McDonald
1998-99	Theoren Fleury	1982-83	Lanny McDonald
1997-98	Theoren Fleury	1981-82	Pekka Rautakallio
1996-97	Theoren Fleury	1980-81	Kent Nilsson
1995-96	Theoren Fleury	1979-80	Kent Nilsson (Atlanta)
1994-95	No All-Star Game	1978-79	Challenge Cup
1993-94	Al MacInnis, Joe Nieuwendyk	1977-78	Bill Clement (Atlanta)
1992-93	Gary Roberts, Mike Vernon	1976-77	Tom Lysiak, Eric Vail (Atlanta)
1991-92	Gary Roberts, Al MacInnis, Theoren Fleury	1975-76	Curt Bennett, Tom Lysiak (Atlanta)
		1974-75	Curt Bennett, Tom Lysiak (Atlanta)
1990-91	Al MacInnis, Theoren Fleury, Gary Suter, Mike Vernon	1973-74	Al McDonough (Atlanta)
1989-90	Al MacInnis, Joe Mullen, Joe Nieuwendyk, Mike Vernon	1972-73	Randy Manery (Atlanta)

FLAMES ALL-TIME TROPHY WINNERS

**MARK MESSIER
LEADERSHIP AWARD**




BEST LEADER
2008-09 Jarome Iginla

VEZINA TROPHY



TOP GOALTENDER
2005-06 Miikka Kiprusoff

**WILLIAM M. JENNINGS
TROPHY**



FEWEST GOALS AGAINST
2005-06 Miikka Kiprusoff

**MAURICE "ROCKET"
RICHARD TROPHY**




MOST GOALS
2003-04 Jarome Iginla
2001-02 Jarome Iginla

**LESTER B. PEARSON
AWARD**



MVP VOTED BY PLAYERS
2001-02 Jarome Iginla

**ART ROSS
TROPHY**



MOST POINTS
2001-02 Jarome Iginla

**BILL MASTERTON
TROPHY**



DEDICATION
1995-96 Gary Roberts
1982-83 Lanny McDonald

**CALDER MEMORIAL
TROPHY**



TOP ROOKIE
1989-90 Sergei Makarov
1987-88 Joe Nieuwendyk
1985-86 Gary Suter
1976-77 Willi Plett
1974-75 Eric Vail

**CONN SMYTHE
TROPHY**



PLAYOFF MVP
1988-89 Al MacInnis

**KING CLANCY
AWARD**




**HUMANITARIAN
CONTRIBUTION**
2003-04 Jarome Iginla
1994-95 Joe Nieuwendyk
1987-88 Lanny McDonald

**ALKA-SELTZER
TROPHY**

PLUS/MINUS AWARD
1990-91 Theoren Fleury (Tied)
1988-89 Joe Mullen
1987-88 Brad McCrimmon

**LADY BYNG
TROPHY**



GENTLEMANLY CONDUCT
1988-89 Joe Mullen
1986-87 Joe Mullen
1978-79 Bob MacMillan



FLAMES FOUNDATION FOR LIFE

Through various initiatives, the Calgary Flames Hockey Club and their charitable arm, the Flames Foundation for Life, continue to touch the lives of thousands of people through our commitment to education, medical research, health, and amateur sports and recreation.

The Flames Foundation for Life's mission is to support initiatives that bring positive change to the lives of Southern Albertans.

Rotary Flames House

The House, an 11-bedroom facility, is Alberta's first free-standing pediatric hospice for terminally ill children. It opened in early 2010 and provides a home-like environment steps away from the Alberta Children's Hospital.



Rotary Flames Park

The Ronald McDonald House and Rotary Flames Park are a compassionate place for out-of-town families whose children are in treatment at a Calgary hospital. Each year, over 350 families use the two-acre park complete with quiet gardens and play areas.



REACH!



This joint partnership between the University of Calgary, the Calgary Health Trust and philanthropic leaders such as the Flames reached a milestone \$300 million raised in support of state-of-the-art medical facilities across Calgary.

Amateur and Grassroots Sports

Every year, we support local hockey through donations of \$20,000 to each of the local post-secondary men's and women's hockey teams. This is in addition to our support of the Calgary Canucks and Royals, local Junior 'A' teams.



Flames EvenStrength Program

Since its inception in 1998, the EvenStrength program has distributed almost \$1 million to more than 2,500 kids in Calgary. The program is designed to alleviate the cost of playing hockey for underprivileged children.



Harley Hotchkiss Scholarship

Named for Calgary Flames owner, the late Harley Hotchkiss, three \$1,000 scholarships have been awarded to the University of Calgary, the Southern Alberta Institute of Technology and Mount Royal University each year and will continue to be awarded for the next 10 years.



George Pelawa/Calgary Flames Foundation Educational Fund

In honour of Calgary Flames draft pick George Pelawa, who tragically passed away in 1986, the Foundation donated \$15,000 to the scholarship. The scholarship will help young Minnesota athletes pursue their education.

continued on next page



FLAMES FOUNDATION FOR LIFE

Flames Community Arenas

With a \$1 million donation to its expansion project, Calgary Centennial Arenas were renamed the Flames Community Arenas. The facility is recognized as one of the most successful and efficiently run facilities of its type in the province of Alberta, and once it is complete, will have 750,000 visitors annually.



Refrigerated Ice Rinks

The town of Ponoka and the community of Cranston received over \$500,000 to build state-of-the-art refrigerated ice rinks, allowing for outdoor skating from early fall to late spring.



The Kinnear Centre for Creativity and Innovation

Having opened in the summer of 2010, the facility is a place for Canada's most exceptional leaders, innovators and creators to exchange ideas and create new work and solutions. The Foundation donated \$300,000 and will have a classroom named for the organization.



Matching Player Donations

Calgary Flames players continue to support local charities through performance-based donations. To support this important initiative, the Foundation matches player donations up to \$25,000 per year.



Rotary Clubs of Calgary



Our Gift To The Community



The Rotary Clubs of Calgary and the Flames Foundation for Life partnered to make a \$10 million "Gift to the Community" which included donations to the Rotary Flames House, the Rotary Flames Park and the Reach! campaign.



CALGARY FLAMES COMMUNITY RELATIONS

The Calgary Flames continue to support the original mandate of the Flames ownership group made over 30 years ago; to make a positive impact on the quality of life for all Calgarians. Through strong and continuously growing programs in the community the Flames have touch the lives of thousands of youth through community programs and have generated millions for the Flames Foundation for Life. Flames players work to activate Calgary fans in the community to create the social fabric in a city that bleeds red-working to breed Flames fans, for now and for the future, through their active and persistent involvement in the community.



Calgary Flames Charity Celebrity Golf Classic

This highly anticipated golf tournament raised over \$350 thousand for the Flames Foundation for Life this season. Just before training camp Flames players, prospects, coaches and alumni gather for a last game of golf before the season with over 300 players.



Danone SuperSkills

Flames players with Calgary minor hockey players take to the ice to compete in this fun-filled event for skill titles. Last season winners included fastest skater champion David Moss, Puck Control Relay winner Mikael Backlund and shooting accuracy chap Rene Bourque were applauded by over 16,000 fans at the Scotiabank Saddledome. Funds raised are directed to the Flames Foundation for Life and NHLPA's Goals and Dreams Fund.




Flames Ambassadors Celebrity Poker Tournament

This sixth annual poker tournament brought together the entire Flames team and coaching staff along with Flames alumni and local celebrities, plus over 300 participants last season to lay all the cards on the table for the Flames Foundation for Life. Last year's tournament raised over \$400 thousand.



Coaching Day in Alberta Powered by NSD

The Calgary Flames, Calgary Hitmen, Hockey Canada, Hockey Alberta and Hockey Calgary are hosting Coaching Day in Alberta for the ninth season at the Scotiabank Saddledome. Coaching Day in Alberta is an initiative that invites coaches and hockey administrators from across Alberta to attend a seminar on a wide range of coaching topics including skill development and off-ice training.



Reading... Give it a Shot!

This will mark the 16th season Flames players have been visiting Grade 4, 5 and 6 students as part of the Reading ...Give It A Shot! program. Last season's program included 55 schools and over 1,700 students. This Calgary Educational Partnership Foundation and Calgary Flames reading incentive program encourages students to read by combining player visits with a bookmark reward system. For every 100 minutes of reading, students are rewarded with a commemorative bookmark featuring Flames players.



Wheelchair Hockey

This will be the 30th year the Calgary Flames have been visiting the Gordon Townsend School in the Alberta Children's Hospital for an afternoon of wheelchair floor hockey. This year the Flames players will see if they can break a losing 0-29 record.

CALGARY FLAMES COMMUNITY RELATIONS




Alberta Children's Hospital Christmas Visit

Every December Calgary Flames players visit the Alberta Children's Hospital during the holiday season to make a special visit to patients while delivering a special gift.



Pond Hockey by ENMAX

This year will be the 13th season that the Calgary Flames will team up with ENMAX and Calgary Hockey Development to match minor hockey players with their NHL heroes. Evenings of Pond Hockey by ENMAX take place on outdoor community rinks in January and February with Flames players and members of Calgary minor hockey.



Flames and NHL Officials Association Zebra Care

The National Hockey League Officials Association (NHLQA) in partnership with the Calgary Flames, KidSport Calgary and Hockey Calgary team up each season in the Zebra Care Program. This is an opportunity for young athletes, selected by KidSport Calgary and Hockey Calgary, to watch a Flames game and meet NHL officials before puck drop. Officials take the time to answer questions and make sure they don't leave empty handed.



Calgary Flames Better Halves Community Incentives

The Calgary Flames players' wives and girlfriends have also embraced the team's commitment to the community by initiating new events and programs and participating in annual fundraisers each season.

Flames Better Halves Ultimate Ladies Night Out Presented by Scotiabank

This fourth annual ladies event hosted by the Flames Better Halves raised over \$90 thousand for the Flames Foundation for Life. The soldout evening attended by over 600 people, included celebrity fashion show featuring the Better Halves and baskets full "A Few of Our Favourite Things" from the Better Halves and their families.



Flames Holiday Ornaments

Each season the Better Halves sell limited edition Calgary Flames holiday ornaments in support of the Flames Foundation for Life. The ornaments are sold on the concourse each season during select December home games.




Ronald McDonald House Cooking Nights

Flames Better Halves and families visit the Ronald McDonald House during the season to cook dinner for the residing families. The Ronald McDonald House is a home away from home for out-of-town families receiving treatment at the Alberta Children's Hospital.

CALGARY FLAMES PLAYER PROGRAMS

Through active community and player relations the Calgary Flames continue to endeavour, to develop and implement impactful and high profile community relations programs while establishing relationships with schools, youth sports, minor hockey and other charitable foundations.

While the Flames team programs continue to give back to the community, many Flames players also have personal commitments to charities and initiatives of their choosing. Players below have taken on additional personal commitments.



RENE BOURQUE

Rene Bourque initiated a program which directs hockey equipment to underprivileged families. This year, the Rene Bourque Hockey Fund provided 50 full sets of equipment to young athletes in Northern Alberta. In August this off-season, Bourque distributed the equipment at an event in Lac La Biche for the second time. Bourque has also made visits to both the Tsuu T'ina Junior Hockey School and First Nation's Youth Symposium as a part of their General Assembly.



JAY BOUWMEESTER

Jay Bouwmeester has aligned with the H.E.R.O.S. (Hockey Education Reaching Out Society) program. Bouwmeester donates tickets to program participants and visits events this year with program youth.



MARK GIORDANO

Mark Giordano is the spokesman for the Habitat for Humanity '5-for-5' initiative. In an effort to address the issue of affordable housing—both locally and internationally. Giordano will help in creating awareness for the campaign which will fundraise for the construction of five homes. Of these homes, four will be built in developing countries—the fifth in the Calgary area. The international projects involved with the '5-for-5' are located in Kenya, Ethiopia, India and the Philippines. Giordano donated \$25 thousand last season to the project.



CURTIS GLENCROSS

Curtis Glencross is an official athlete spokesman for Special Olympics Calgary. Glencross makes visits to Special Olympics events, practices and games as a participant, honorary guest or coach. Glencross has also raised over \$200 thousand for Calgary Crime Stoppers through the Glencross Invitational Golf Tournament.



JAROME IGINLA

Jarome Iginla is a spokesman for KidSport. Since 2000, he has directed over \$500 thousand to KidSport and helped over 1,000 young athletes. The Hockey School initiated by the captain; The Jarome Iginla/Cassie Campbell Hockey School has donated over \$130 thousand to various local and international charities since 2002.



OLLI JOKINEN

Olli Jokinen initiated a program named Olli's All-Stars for grades 7 through 12 in which rewards positive behaviour in a school setting. Students are asked to send a letter to the Scotiabank Saddledome about an act of kindness or heroism at school. Jokinen reads their letters and selects students to attend a Flames game and meet him.

continued on next page

CALGARY FLAMES PLAYER PROGRAMS

MIIKKA KIPRUSOFF

Miikka Kiprusoff is the official athlete spokesman for the Rainbow Society of Alberta. For the last three seasons Kiprusoff has donated \$10 for every save he makes during the regular season to the Rainbow Society, donating over \$55 thousand. The Rainbow Society of Alberta assists in making dreams come true for youth with chronic or life-threatening illnesses.



TOM KOSTOPOULOS

Tom Kostopoulos is a spokesman for the Canadian Celiac Association—Calgary Chapter. Kostopoulos who has Celiac Disease visits program events to speak to youth about living with celiac disease.



BRENDAN MORRISON

Brendan Morrison hosted the Second Annual Tofino Saltwater Classic Fishing Derby in July 2011 in benefit of Tofino, BC community initiatives. The Tofino Saltwater Classic includes 100 participants and a celebratory dinner and silent auction hosted by Morrison.



DAVID MOSS

David Moss is an athlete spokesman for the Juvenile Diabetes Research Foundation (JDRF) as well as the Flames and Calgary Educational Partnership Foundation (CEPF) literacy program, Reading...Give it a Shot! Moss acted as the Honourary Chair in 2011 for the Links and Legends Golf Classic—the charitable tournament which benefits the CEPF.



CORY SARICH

Cory Sarich spearheaded a Movember campaign last season which every Flames player participated in. The Flames campaign raised over \$85 thousand for Prostate Cancer Canada. Sarich is also the honorary chair of the Country Hills Classic Presented by the Mavericks Chuckwagon Society. Last year's golf tournament raised over \$200 thousand for the Flames Foundation for Life and Children's Link Society for the second year in a row.



MATT STAJAN

Matt Stajan is a spokesman for the Alberta Children's Hospital. In his first year as a member of the Flames, Stajan will be donating tickets to patients and making visits to the hospital. Stajan participates in Bingo Night at the hospital, room visits and the annual Alberta Children's Hospital Radiothon.



ALEX TANGUAY

Alex Tanguay has partnered with the Canadian Cancer Society directed to stomach cancer research. Tanguay donated \$200 per assist last season for every assist during the 2010-2011 regular season—a \$10,000 donation, to the national cancer organization's Alberta/NWT division.




2010-11 CALGARY FLAMES TEAM AWARDS

THE J.R. McCAIG MEMORIAL AWARD

honours two Calgary Flames personnel, a player and staff member, who best exemplify Mr. McCaig's enduring virtues of respect, courtesy and compassion for all individuals he encountered both in his professional and everyday life.



Candice Goudie and Tim Jackman accept the 2010-11 J.R. McCaig Award.



J.R. McCaig
1929-2005

PREVIOUS J.R. McCAIG AWARD WINNERS

2009-10	2008-09	2007-08	2006-07	2005-06
Daymond Langkow	Craig Conroy	Jarome Iginla	Stephane Yelle	Robyn Regehr
Mike Duben	Luke Dauray	Bob Godun	Gail Miller	Mark Stiles

THE RALPH T. SCURFIELD HUMANITARIAN AWARD

is presented annually to the Calgary Flames player who best exemplifies the qualities of perseverance, determination and leadership on the ice combined with dedication to community service.



Cory Sarich is presented with the 2010-11 Ralph T. Scurfield Humanitarian Award.



Ralph T. Scurfield
1928-1985

PREVIOUS SCURFIELD AWARD WINNERS

2009-10	Craig Conroy	2000-01	Jarome Iginla	1992-93	Joel Otto
2008-09	David Moss	1999-00	Robyn Regehr	1991-92	Bob Johnson
2007-08	Dion Phaneuf	1998-99	Ed Ward	1990-91	Jamie Macoun
2006-07	Rhett Warrener	1997-98	Ed Ward	1989-90	Tim Hunter
2005-06	Rhett Warrener	1996-97	Mike Sullivan	1988-89	Lanny McDonald
2003-04	Martin Gelinas	1995-96	Gary Roberts	1987-88	Jim Peplinski
2002-03	Denis Gauthier	1994-95	Not awarded	1986-87	Lanny McDonald
2001-02	Jarome Iginla	1993-94	Al MacInnis		



THE PLAYERS


WE
ARE
THE  **C of RED**

THE PLAYERS



**ANTON
BABCHUK**

33



33

ANTON BABCHUK

DEFENCE

BORN: Kiev, UKR
DATE: May 6, 1984
HEIGHT: 6'4"
WEIGHT: 200 lbs.
SHOOTS: Right

DRAFTED: CHI - 1st round, 21st overall, in the 2002 NHL Draft
HOW ACQUIRED: From Carolina along with Tom Kostopoulos in exchange for Ian White and Brett Sutter on November 17, 2010

CAREER RECORD

Season	Club	Lea.	REGULAR SEASON						PLAYOFFS					
			GP	G	A	PTS	PIM		GP	G	A	PTS	PIM	
2002-03	Kazan Ak-Bars	Russia	10	0	0	0	4		-	-	-	-	-	
	St. Petersburg SKA	Russia	20	3	0	3	10		-	-	-	-	-	
2003-04	Norfolk	AHL	73	8	14	22	89		8	0	2	2	6	
	Chicago	NHL	5	0	2	2	2		-	-	-	-	-	
2004-05	Norfolk	AHL	66	8	16	24	88		2	0	0	0	2	
2005-06	Norfolk	AHL	24	5	7	12	22		-	-	-	-	-	
	Chicago	NHL	17	2	3	5	16		-	-	-	-	-	
	Carolina	NHL	22	3	2	5	6		-	-	-	-	-	
	Lowell	AHL	5	1	3	4	0		-	-	-	-	-	
2006-07	Carolina	NHL	52	2	12	14	30		-	-	-	-	-	
	Albany	AHL	9	1	6	7	2		-	-	-	-	-	
2007-08	Omsk Avangard	Russia	57	9	15	24	30		4	1	1	2	6	
2008-09	Carolina	NHL	72	16	19	35	16		13	0	1	1	10	
2009-10	Omsk Avangard	KHL	49	9	13	22	36		2	0	0	0	0	
2010-11	Carolina	NHL	17	3	5	8	12		-	-	-	-	-	
	Calgary	NHL	65	8	19	27	20		-	-	-	-	-	
TOTALS			NHL	250	34	62	96	102	13	0	1	1	10	
			FLAMES	65	8	19	27	20	-	-	-	-	-	
			AHL	177	23	46	69	201	10	0	2	2	8	

BABCHUK VS NHL

TEAM	Regular Season					Playoffs				
	GP	G	A	PTS	PIM	GP	G	A	PTS	PIM
Anaheim.....	7	0	0	0	2	0	0	0	0	0
Boston.....	9	1	1	2	4	6	0	1	1	6
Buffalo.....	10	2	3	5	2	0	0	0	0	0
Calgary.....	4	0	1	1	0	0	0	0	0	0
Carolina.....	2	0	0	0	4	0	0	0	0	0
Chicago.....	5	1	1	2	0	0	0	0	0	0
Colorado.....	7	1	2	3	4	0	0	0	0	0
Columbus.....	6	1	2	3	0	0	0	0	0	0
Dallas.....	7	2	3	5	2	0	0	0	0	0
Detroit.....	4	1	3	4	2	0	0	0	0	0
Edmonton.....	7	0	2	2	4	0	0	0	0	0
Florida.....	13	1	3	4	6	0	0	0	0	0
Los Angeles.....	4	0	2	2	2	0	0	0	0	0
Minnesota.....	8	1	0	1	6	0	0	0	0	0
Montreal.....	11	3	0	3	4	0	0	0	0	0
Nashville.....	5	1	0	1	0	0	0	0	0	0
New Jersey.....	9	4	1	5	2	6	0	0	0	4
NY Islanders.....	10	1	7	8	4	0	0	0	0	0
NY Rangers.....	9	0	3	3	2	0	0	0	0	0
Ottawa.....	9	3	5	8	6	0	0	0	0	0
Philadelphia.....	8	1	1	2	2	0	0	0	0	0
Phoenix.....	6	1	1	2	2	0	0	0	0	0
Pittsburgh.....	10	1	2	3	8	1	0	0	0	0
St. Louis.....	9	1	3	4	2	0	0	0	0	0
San Jose.....	4	1	1	2	4	0	0	0	0	0
Tampa Bay.....	16	2	5	7	4	0	0	0	0	0
Toronto.....	10	0	4	4	8	0	0	0	0	0
Vancouver.....	10	0	1	1	4	0	0	0	0	0
Washington.....	17	1	2	3	8	0	0	0	0	0
Winnipeg.....	14	3	3	6	4	0	0	0	0	0
Totals.....	250	34	62	96	102	13	0	1	1	10

NHL HIGHLIGHTS

FIRSTS:

First GP:.....01/08/2004 CHI 3 vs. CGY 1
 First Goal:.....12/15/2005 CHI 3 at NSH 5
 First Goal vs.:.....Rinne, Pekka at 6:17 of period 3
 First Asst:.....01/14/2004 CHI 2 at DET 4

MOSTS (1 GAME): MOST RECENT

Goals:.....2 (2X) 04/11/2009 CAR 2 at NJD 3
 Assists:.....4 (1X) 04/07/2009 CAR 9 vs. NYI 0
 Points: 4 (1X) 04/07/2009 CAR 9 vs. NYI 0 (0G-4A)
 SOG: 7 (1X) 12/08/2006 CAR 3 at VAN 4
 PIM:..... 4 (4X) 12/02/2006 CAR 5 vs. BOS 2
 Multi-Pt Games:.. 9 04/06/2011 CGY 6 vs. EDM 1 (0G-2A)

LONGEST PERSONAL STREAKS:

Goals: 3 (1X) 02/24/2009 - 02/28/2009 (3G)
 Assists: 2 (9X) 03/02/2011 - 03/04/2011 (2A)
 Pts:..... 5 (1X) 04/04/2009 - 10/07/2010 (4G-5A)

CUPS:

None

2010-11 HIGHLIGHTS

Finished 20th in the NHL in blocked shots (156), tied for 12th amongst defencemen in goal scoring (11) and tied for ninth amongst defencemen in power-play goals (6)... led the Flames in plus/minus with a +18... in his 65 games with the Flames, he had eight goals (tied for team lead amongst defencemen) and 27 points (second amongst Calgary defencemen)... **HURRICANES:** Was tied for the lead in scoring (eight points) amongst Hurricanes defencemen at the time of the trade... **FLAMES:** Traded to Calgary on Nov. 17 ... made his Flames debut on Nov. 19 and played 17:05... scored his first goal with the Flames on Dec. 3 ... led the team in blocked shots (3) on Dec. 27 ... had a three game point streak (1+2) ending Dec. 31 ... had a season high three points (1+2) and tied a team high +2 on Jan. 7 ... had a pair of assists on Jan. 14 ... had a three point game (1+2) on Feb. 9 ... scored the game-winning goal on Feb. 14 ... netted his 10th goal on Feb. 25 ... was a team high +3 on Mar. 1 ... netted his 11th goal on Mar. 9 ... registered two assists to tie his career-high with 35 points on Apr. 7.

CAREER HIGHLIGHTS

2009-10: Spent the season in the Kontinental Hockey League (KHL), skating in 49 games with Avangard Omsk... led all Omsk defencemen in goals (9), points (22), power-play goals (4), game-winning goals (2) and plus/minus (+17)... played in the 2010 KHL All-Star Game in Minsk, scoring a goal for Team Yashin... **PLAYOFFS:** Skated in two KHL playoff games for Omsk without registering a point... **2008-09:** Established new career-highs for games played (72), goals (16), assists (19) and points (35) in a season... among NHL defencemen, ranked tied for fifth in goals (16), tied for third in game-winning goals (4) and tied for eighth in power-play goals (9)... was Carolina's leader amongst defencemen in goals (16) and tied for second in points (35)... became just the fourth defenceman in franchise history to score 16 goals in a season, and the first since Zarley Zalapski netted a team-record 20 goals in the 1991-92 season... was second among all Hurricanes skaters in plus/minus (+13) and third overall on the team in power-play goals (9)... netted his first goal of the season -- and first NHL goal since Dec. 19, 2006 -- when he beat Carey Price on the power-play vs. MTL on Oct. 28... played in his 100th career NHL game on Oct. 30 vs. STL... skated a season-high 26:25 of ice time vs. PHI on Dec. 6... scored the game-winning goal on the power-play vs. STL on Jan. 2... earned his first career multi-goal game with a pair of power-play tallies in the Mar. 18 game vs. NJD... scored the overtime, game-winning goal vs. PIT on Apr. 4 to help Carolina clinch a berth in the playoffs with a 3-2 victory... established new career single-game highs for assists and points in a game with four helpers vs. NYI on Apr. 7... had 22 points, including 12 goals, in the last 24 games of the season (Feb. 19 - Apr. 11: 12G, 10A)... **PLAYOFFS:** Made his Stanley Cup playoff debut, earning one assist in 13 postseason games. **2007-08:** Signed a one-year contract with Avangard Omsk of the Russian Superliga on May 1, 2007... led all Omsk defencemen and ranked tied for fifth among Superliga defencemen in scoring with 26 points (9G, 17A) in 57 games played... his 17 assists ranked tied for fifth overall among Omsk skaters... **PLAYOFFS:** Had one goal and one assist (2 points) in four playoff games... **2006-07:** Established then-career-highs in games played (52), assists (12), points (14) and penalty minutes (30)... ranked tied for third among Hurricanes defencemen in scoring and third among Carolina skaters in blocked shots (95)... scored his first career game-winning goal with an overtime tally vs. ATL on Oct. 25... scored the game-winning goal and led all Hurricanes defencemen in ice time with 21:46 vs. PHI on Dec. 19... earned two assists and was (+1) vs. TBL on Jan. 20... in nine games with Albany (AHL), he notched one goal and six assists... suspended by the Hurricanes for failing to report to Albany on Feb. 7... **2005-06: BLACKHAWKS:** Completed his second NHL season, splitting the season between the Chicago Blackhawks organization and the Hurricanes organization... established then-NHL-career-highs in games played (39), goals (5), assists (5), points (10) and penalty minutes (22)... prior to the trade, he had split the season between Chicago (NHL) and Norfolk (AHL), tallying five points (2G, 3A) in 17 games with Chicago and 12 points (5G, 7A) in 24 games with Norfolk... netted his first NHL goal, beating Nashville's Pekka Rinne on Dec. 15... netted a power-play goal vs. CBJ on Dec. 26... **HURRICANES:** Acquired on Jan. 20 along with Chicago's fourth-round pick in the 2007 entry draft for defenceman Danny Richmond and a fourth-round pick in the 2006 entry draft... made his Hurricanes debut at WSH on Jan. 21... scored his first goal as a Hurricane Jan. 28 vs. ATL... scored Carolina's second goal at TBL on Feb. 9... scored his fifth goal of the season and was (+2) on Mar. 22 vs. BUF... **PLAYOFFS:** Was a "Black Ace" during the Hurricanes 2006 Stanley Cup run, traveling and practicing with the team throughout the postseason... **2004-05:** Played 66 games for Norfolk, registering an AHL-career-high 24 points (8G, 16A)... played his 100th AHL game on Dec. 15 vs. Manchester... selected to the Planet USA All-Star team for the Dodge AHL All-Star Classic held on Dec. 27... **2003-04:** Made his North American debut, playing for Chicago (NHL) and Norfolk (AHL)... appeared in five NHL games for the Blackhawks, recording two assists and two penalty minutes... made his NHL debut vs. CGY on Jan. 8... earned his first NHL assist/point Jan. 14 against DET... played in 73 games for Norfolk, totalling 22 points (8G, 14A) and 89 penalty minutes... named to the AHL All-Star team... won the Sher-Wood Hardest Shot Contest (99.6 mph) during the AHL's All-Star festivities... **2002-03:** Played 12 games with AK Bars Kazan and 21 games with St. Petersburg and St. Petersburg 2... Represented Russia at the 4 and 5 Nations exhibition tournaments... **2001-02:** Tallied 15 points (7G, 8A) in 40 games for Elektrostal.

INTERNATIONAL HIGHLIGHTS


2001-02: Played for Russia at the 2002 Under-18 World Junior Championships, winning silver... tied for fifth among defencemen at the tournament with six points (3G, 3A)... **2000-01:** Captured a gold medal with Russia at the 2001 Under-18 World Junior Championships, appearing in six games during the tournament.

THE PLAYERS



**MIKAEL
BACKLUND**

11



11

MIKAEL BACKLUND

CENTRE

BORN: Vasteras, SWE
DATE: March 17, 1989
HEIGHT: 6'0"
WEIGHT: 198 lbs.
SHOOTS: Left

HOW ACQUIRED: 1st round, 24th overall, in the 2007 NHL Draft

CAREER RECORD

Season	Club	Lea.	REGULAR SEASON					PLAYOFFS				
			GP	G	A	PTS	PIM	GP	G	A	PTS	PIM
2005-06	Vasteras	SWE-2	12	2	2	4	14	-	-	-	-	-
2006-07	Vasteras	SWE-1	18	1	2	3	14	-	-	-	-	-
	Vasteras	SWE-2	7	5	4	9	8	5	1	0	1	4
2007-08	Vasteras	SWE-1	37	9	4	13	24	-	-	-	-	-
	Vasteras	SWE-2	9	7	6	13	20	-	-	-	-	-
	Sweden	WJC	6	3	4	7	10	-	-	-	-	-
2008-09	Vasteras	SWE-1	17	4	4	8	39	-	-	-	-	-
	Calgary	NHL	1	0	0	0	0	-	-	-	-	-
	Kelowna	WHL	28	12	18	30	26	19	13	10	23	26
2009-10	Abbotsford	AHL	54	15	17	32	26	13	1	8	9	14
	Calgary	NHL	23	1	9	10	6	-	-	-	-	-
2011	Sweden	WC	9	3	2	5	2	-	-	-	-	-
2010-11	Calgary	NHL	73	10	15	25	18	-	-	-	-	-
	Abbotsford	AHL	1	0	0	0	0	-	-	-	-	-
TOTALS			NHL	97	11	24	35	24	-	-	-	-
			AHL	55	15	17	32	26	13	1	8	9
			WHL	28	12	18	30	26	19	13	10	23
			SWE-1	72	14	10	24	77	-	-	-	-
			SWE-2	16	12	10	22	28	5	1	0	1

BACKLUND VS NHL

TEAM	Regular Season					Playoffs				
	GP	G	A	PTS	PIM	GP	G	A	PTS	PIM
Anaheim.....	6	0	0	0	4	0	0	0	0	0
Boston.....	2	0	0	0	0	0	0	0	0	0
Carolina.....	2	0	0	0	0	0	0	0	0	0
Chicago.....	4	1	1	2	0	0	0	0	0	0
Colorado.....	6	1	3	4	6	0	0	0	0	0
Columbus.....	2	0	2	2	0	0	0	0	0	0
Dallas.....	5	1	2	3	2	0	0	0	0	0
Detroit.....	4	2	0	2	2	0	0	0	0	0
Edmonton.....	6	0	6	6	4	0	0	0	0	0
Florida.....	2	0	0	0	0	0	0	0	0	0
Los Angeles.....	4	0	0	0	0	0	0	0	0	0
Minnesota.....	8	0	0	0	0	0	0	0	0	0
Montreal.....	2	0	0	0	0	0	0	0	0	0
Nashville.....	4	0	0	0	0	0	0	0	0	0
New Jersey.....	2	0	1	1	0	0	0	0	0	0
NY Islanders.....	2	0	0	0	0	0	0	0	0	0
NY Rangers.....	1	0	0	0	0	0	0	0	0	0
Ottawa.....	3	0	0	0	0	0	0	0	0	0
Philadelphia.....	1	0	0	0	2	0	0	0	0	0
Phoenix.....	6	2	1	3	0	0	0	0	0	0
Pittsburgh.....	1	0	0	0	0	0	0	0	0	0
St. Louis.....	4	0	1	1	2	0	0	0	0	0
San Jose.....	6	0	2	2	0	0	0	0	0	0
Tampa Bay.....	2	0	1	1	0	0	0	0	0	0
Toronto.....	2	1	0	1	0	0	0	0	0	0
Vancouver.....	7	2	2	4	2	0	0	0	0	0
Washington.....	2	0	2	2	0	0	0	0	0	0
Winnipeg.....	1	1	0	1	0	0	0	0	0	0
Totals.....	97	11	24	35	24	0	0	0	0	0

NHL HIGHLIGHTS

FIRSTS:

First GP:..... 01/08/2009 CGY 5 vs. NYI 2
 First Goal:..... 01/28/2010 CGY 2 at PHX 3
 First Goal vs.:..... Bryzgalov, Ilya at 8:15 of period 3
 First Asst:..... 01/30/2010 CGY 6 vs. EDM 1

MOSTS (1 GAME): MOST RECENT

Goals:..... 2 (1X) 10/21/2010 CGY 2 at DET 4
 Assists:..... 3 (1X) 04/06/2011 CGY 6 vs EDM 1 (OG-3A)
 Points:..... 3 (1X) 04/06/2011 CGY 6 vs EDM 1 (OG-3A)
 SOG:..... 6 (2X) 04/09/2011 CGY 2 vs VAN 3
 PIM:..... 2 (12X) 04/06/2011 CGY 6 vs EDM 1
 Multi-Pt Games:..... 4 04/06/2011 CGY 6 vs EDM 1 (OG-3A)

LONGEST PERSONAL STREAKS:

Goals:..... 2 (1X) 03/12/201 - 03/15/2011 (2G)
 Assists:..... 4 (1X) 03/28/2010 - 04/04/2010 (5A)
 Pts:..... 4 (1X) 03/28/2010 - 04/04/2010 (OG-5A)

CUPS:

None

2010-11 HIGHLIGHTS

Finished the season tied for 18th amongst NHL rookies with 10 goals... set career highs in games played (73), registering 25 points (10G, 15A, 18PIMS)... changed his jersey number from 60 to 11 for the 2010-11 season ... had his first career multi-goal game with a pair of goals on Oct. 21 ... scored his third goal on Nov. 9 ... led the team in shots (5) on Nov. 17 ... scored his first game-winning goal on Feb. 3 ... earned his 10th assist on Mar. 9... scored in back-to-back games Mar. 12-15 ... has a three game point streak (2+1) Mar. 12-17 ... had a career-high 3 assists on Apr. 6.

CAREER HIGHLIGHTS

2009-10: FLAMES: Played 23 games for the Flames and had 10 points, including one goal against PHX on Jan. 28... **HEAT (AHL):** Played 54 games for the Heat, registering 32 points (15G, 17A) in helping the team make the AHL's Calder Cup Playoffs... **PLAYOFFS:** Had nine points (1G, 8A) in 13 games as the Heat made it to the second round of the post-season... **2008-09: FLAMES:** Made his NHL debut and recorded a shot in 10:44 of ice-time for the Flames on Jan. 8 vs. NYI.

INTERNATIONAL HIGHLIGHTS

2010-11: Played for Team Sweden in the 2011 World Championships in Slovakia and had five points (3G, 2A) for the silver medal winning Swedes... **2009-10:** Played for Team Sweden in the 2010 World Championships in Germany and recorded an assist in six games as Sweden captured the bronze medal... **2008-09:** Played in the 2009 World Junior Championships in Ottawa and recorded seven points (5G, 2A) in six games for the silver medal winning Swedes... was named as one of Sweden's top-three players for the tournament... **2007-08:** Played in the 2008 World Junior Championships in the Czech Republic and again recorded seven points (3G, 4A) for the silver medal winning Swedish team.

JUNIOR HIGHLIGHTS


2008-09: Joined the Kelowna Rockets of the WHL mid-way through their season... played 28 games for Kelowna and recorded 30 points (12G, 18A) as the Rockets finished third in the Western Conference... **PLAYOFFS:** Recorded 23 points (13G, 10A) and 26 PIMS in 19 games for Kelowna as they were crowned WHL Champions... **MEMORIAL CUP:** Had four assists in four games as the Rockets lost to Windsor in the Memorial Cup final.

THE PLAYERS



**RENE
BOURQUE**

17



17

RENE BOURQUE

LEFT WING

BORN: Lac La Biche, AB
DATE: December 10, 1981
HEIGHT: 6'2"
WEIGHT: 211 lbs.
SHOOTS: Left

HOW ACQUIRED: Signed as a free agent
 in July 2008

CAREER RECORD

		REGULAR SEASON						PLAYOFFS				
Season	Club	Lea.	GP	G	A	PTS	PIM	GP	G	A	PTS	PIM
2000-01	Wisconsin	WCHA	32	10	5	15	18	-	-	-	-	-
2001-02	Wisconsin	WCHA	38	12	7	19	26	-	-	-	-	-
2002-03	Wisconsin	WCHA	40	19	8	27	54	-	-	-	-	-
2003-04	Wisconsin	WCHA	42	16	20	36	74	-	-	-	-	-
2004-05	Norfolk	AHL	78	33	27	60	105	6	1	0	1	8
2005-06	Chicago	NHL	77	16	18	34	56	-	-	-	-	-
2006-07	Chicago	NHL	44	7	10	17	38	-	-	-	-	-
	Norfolk	AHL	1	0	0	0	0	-	-	-	-	-
2007-08	Chicago	NHL	62	10	14	24	42	-	-	-	-	-
2008-09	Calgary	NHL	58	21	19	40	70	5	1	0	1	22
2009-10	Calgary	NHL	73	27	31	58	88	-	-	-	-	-
2010	Canada	WC	7	1	1	2	0	-	-	-	-	-
2010-11	Calgary	NHL	80	27	23	50	42	-	-	-	-	-
TOTALS		NHL	394	108	115	223	336	5	1	0	1	22
		FLAMES	131	48	50	98	158	5	1	0	1	22
		AHL	79	33	27	60	105	6	1	0	1	8
		WCHA	194	57	40	97	172	-	-	-	-	-

BOURQUE VS NHL

TEAM	Regular Season				Playoffs			
	GP	G	A	PTS	GP	G	A	PTS
Anaheim.....	20	5	1	6	8	0	0	0
Boston.....	4	0	0	0	2	0	0	0
Buffalo.....	3	0	1	1	2	0	0	0
Calgary.....	7	1	2	3	4	0	0	0
Carolina.....	4	1	2	3	4	0	0	0
Chicago.....	12	5	3	8	8	5	1	0
Colorado.....	27	11	12	23	25	0	0	0
Columbus.....	30	6	11	17	14	0	0	0
Dallas.....	20	6	5	11	20	0	0	0
Detroit.....	30	6	3	9	12	0	0	0
Edmonton.....	21	9	8	17	28	0	0	0
Florida.....	3	3	0	3	0	0	0	0
Los Angeles.....	20	6	7	13	28	0	0	0
Minnesota.....	23	5	12	17	25	0	0	0
Montreal.....	8	4	3	7	10	0	0	0
Nashville.....	28	6	7	13	14	0	0	0
New Jersey.....	3	1	1	2	6	0	0	0
NY Islanders.....	5	1	1	2	0	0	0	0
NY Rangers.....	4	2	0	2	6	0	0	0
Ottawa.....	5	3	1	4	8	0	0	0
Philadelphia.....	4	0	0	0	8	0	0	0
Phoenix.....	19	4	9	13	12	0	0	0
Pittsburgh.....	3	1	1	2	2	0	0	0
St. Louis.....	29	6	10	16	18	0	0	0
San Jose.....	20	4	5	9	25	0	0	0
Tampa Bay.....	3	1	3	4	0	0	0	0
Toronto.....	6	1	1	2	8	0	0	0
Vancouver.....	24	7	4	11	20	0	0	0
Washington.....	5	2	2	4	19	0	0	0
Winnipeg.....	4	1	0	1	0	0	0	0
Totals.....	394	108	115	223	336	5	1	0

NHL HIGHLIGHTS

FIRSTS:

First GP:..... 10/05/2005 CHI 3 vs. ANA 5
 First Goal:.....10/05/2005 CHI 3 vs. ANA 5
 First Goal vs.....Giguere, Jean-Sebastien at 16:04 of period 2
 First Asst:.....10/23/2005 CHI 4 vs MIN 2

MOSTS (1 GAME): MOST RECENT

Goals:.....3 (3X) 10/22/2010 CGY 6 at CBJ 2
 Assists:.....3 (2X) 03/07/2010 CGY 5 at MIN 2
 Points:.....4 (2X) 10/22/2010 CGY 6 at CBJ 2 (3G-1A)
 SOG:.....11 (1X) 02/20/2011 CGY 4 vs. MTL 0
 PIM:.....19 (1X) 10/21/2008 CGY 2 vs. WAS 1
 Hat Tricks:.....3 10/22/2010 CGY 6 at CBJ 2 (3G)
 Multi-Pt Games:.....53 03/17/2011 CGY 5 vs. COL 2 (1G-1A)

LONGEST PERSONAL STREAKS:

Goals:.....3 (4X) 01/08/2010 - 01/11/2010 (3G)
 Assists:.....4 (1X) 01/03/2009 - 01/08/2009 (5A)
 Pts:.....8 (1X) 02/09/2009 - 10/03/2009 (5G-6A)

CUPS:

None

2010-11 HIGHLIGHTS

Tied for the Flames lead in game-winning goals (6)... second on the team in goals (27) and power-play goals (6)... scored the overtime winner in his season debut on Oct. 19 ... registered his second career hat-trick, including a short-handed goal and the game-winner, plus an assist to tie a career-high four points and collected his 100th point as a Flame on Oct. 22 ... named the NHL's First Star (week of Oct. 18-24) ... was runner-up for the Molson Cup (Oct.) and donated his \$500 to Prostate Cancer Canada ... registered his 100th career assist on Dec. 3 ... earned his 200th career point (assist) on Jan. 14... scored the game-winner in the shootout on Feb. 1... earned a pair of assists in back-to-back games Feb. 14 + 16 ... scored a pair of goals, including the game-winner and his 100th career goal and had 11 shots on Feb. 20... netted his sixth game-winner of the season on Mar. 17 ... tied a career high in goals (27).

CAREER HIGHLIGHTS

2009-10: Scored a power-play goal in the season opener on Oct. 1... tied a career-high three point night (1G, 2A) including the game-tying goal with two seconds remaining on Oct. 8 ... had his second consecutive multi-point game (1G, 2A) on Oct. 24... had a five game point scoring streak (2G, 3A) with a goal on Nov. 17 - one game shy of tying a career-high... scored his 10th goal and added an assist on Dec. 15 for back-to-back multi-point games... had his second career hat-trick including game-winning and game-tying goals on Dec. 28... scored a goal and added an assist on Dec. 30 for back-to-back multi-point games... tied for first place in Molson Cup standings for January... signed a multi-year deal with Calgary on Feb. 25... career-high four points (1G, 3A) on Mar. 7... scored the game-winning goal on Mar. 9... had two goals (including the game-winner) on Mar. 17... had three points (1G, 2A) on Mar. 28... **2008-09:** Scored his first goal as a Flame on Oct. 11 vs. VAN... set a single game career-high in PIMS (19) on Oct. 21 vs. WSH... played his 200th career game on in the Nov. 11 game vs. TOR... had his first multi-goal game with the Flames with a pair against the Kings on Nov. 25... scored his first short-handed goal of the season on Dec. 7 vs. NYR ... scored a pair of goals for the second time this season vs. FLA on Dec. 12... recorded his first career hat-trick on Dec. 27 vs. OTT... had his first multi-assist game of the season against SJS on Jan. 6... tied a career-high with his 16th goal of the season on Jan. 18 when he scored against COL... netted his 20th goal of the season and added an assist on Feb. 17 vs. VAN... scored his 21st goal of the season before leaving with a lower body injury on Feb. 19 vs. MIN... **PLAYOFFS:** Played in his first career NHL playoff game on Apr. 16 vs. CHI... scored his first career playoff goal on Apr. 20... finished the playoffs appearing in 5 games with 1 goal... **2007-08:** Appeared in 62 games scoring 24 points (10G, 14A) ... finished the season T-3rd in the NHL with five SHG and T-4th with 7 SHPTS ... missed three games Nov. 17-20 due to pulled groin ... had two assists and a +2 rating at St. Louis Nov. 3 ... his first goal of the season was a short-handed, game-winning goal vs. St. Louis on Nov. 9 ... had a pair of assists and was a +2 on Mar. 4 CHI 4 at MIN 2 ... tied a franchise record by scoring two short-handed goals in a game at Detroit on Nov. 17, and tied his career-high for points in a game with three points (2 goals, 1 assist) before suffering a broken thumb ... missed 14 games due to a broken thumb, Nov. 22-Dec. 23 ... had a goal and an assist vs. St. Louis on Jan. 16 ... had an assist and was a +2 in a 7-2 win at Columbus on Feb. 13 ... scored a goal and was a +2 in a 6-1 win at Nashville on Feb. 14 ... had a pair of assists and was a +2 in a 3-0 win vs. Minnesota on Feb. 20 ... scored a pair of short-handed goals at Dallas on Feb. 28 which marked the 2nd time this season he has scored 2 SHG in a game ... **2006-07:** Appeared in 44 games, recording 17 points (7 G, 10 A) ... missed 13 games due to a deep neck laceration, 22 games due to an ankle injury and 2 games due to the flu ... tied his career-high with 3 points (1 G, 2 A) including his first short-handed career goal in the 8-6 win at Nashville on Oct. 5 CHI 8 at NSH 6 ... scored a power-play goal and added an assist on Oct. 20 at Dallas ... played his 100th career game on Dec. 29 against Boston ... assigned to Norfolk on Jan. 22 for conditioning stint ... recalled on Jan. 28 ... scored the game-winning goal in a 3-0 win over Los Angeles on March 6 ... earned a career-high 3 assists on Mar. 10 CHI 7 at PHX 5 ... **2005-06:** Appeared in 77 games as a rookie for the Blackhawks tallying 34 points (16 G, 18 A) and a plus-3 rating ... finished 22nd in the NHL in rookie scoring with 34 points ... was 4th on the Blackhawks in scoring with 34 points ... made his NHL debut in the season opener Oct. 5 vs. Anaheim and scored his first career goal on a power-play ... scored a goal and added 2 assists for a career-high 3 points on Oct. 23 MIN 2 at CHI 4 ... had 2 goals, including the game-winner, and was a plus-2 on Nov. 19 CHI 4 at EDM 3 ... scored the game-winner and added 2 assists and was a plus-3 on April 5 NSH 3 at CHI 4 ... **2004-05:** Appeared in 78 games for Norfolk registering a team-high and franchise record in goals (33), team highs in assists (27), and points (60) ... skated in 6 playoff games and tallied 1 goal ... scored his first professional goal, the game-winner, in his pro debut at Hershey on Oct. 16 ... notched his first pro career hat trick Jan. 28 vs. Springfield ... named the Reebok AHL Rookie of the Month for January ... named to the Canadian Team All-Stars for the 2005 Dodge AHL All-Star Classic on Feb. 9 ... won the CCM Vector Hardest Shot contest (99.8 mph) at the 2005 AHL All-Star Skills Competition held Feb. 13 ... named to the 2005 AHL All-Rookie Team April 6 ... winner of the Dudley "Red" Garrett Memorial Award as the AHL's Outstanding Rookie on April 13 ... tallied his first pro playoff goal in his first pro playoff game at Philadelphia on April 22.

COLLEGE HIGHLIGHTS

2003-04: In his last season as a Badger, tallied 36 points (16 G, 20 A) in 42 games with a plus-13 rating and 74 penalty minutes ... **2002-03:** Wisconsin's top scorer with 27 points and 19 goals ... was the only Badger with double-figure goals in WCHA games with 12 ... led the team with 7 power-play goals, 4 game-winning goals and 162 shots ... had team-best 8-game scoring streak for 10 points (6 G, 4 A) from Dec. 30 - Jan. 24 ... scored goals in five consecutive contests from Dec. 30 - Jan. 11 ... one of three Badgers to record a short-handed tally ... **2001-02:** Collected 19 points (12 G, 7 A) and 26 penalty minutes in 38 games with Wisconsin ... one of only two Badgers to reach double figures in goals scored (12) for both the 2000-01 and 2001-02 season ... set career-highs in goals, assists and points ... was honored as the U.S. College Hockey Online Offensive Player of the Week on Dec. 11 for play vs. North Dakota (2 goals, 1 assist, 3 points, 2 game-winning goals) ... **2000-01:** Played in his first season with the University of Wisconsin recording 15 points (10 G, 5 A) and 18 penalty minutes in 32 games played ... one of four players to reach double figures in goals scored (10) ... scored his first career game-winning goal at Wisconsin in 6-4 win over Denver in WCHA playoffs ... 5 of his 10 goals came vs. Colorado College.

INTERNATIONAL HIGHLIGHTS

2009-10: Played seven games with Team Canada at the 2010 IIHF World Championship in Germany, scoring one goal and adding one assist.

JUNIOR HIGHLIGHTS

1999-00: Played with the St. Albert Saints of the Alberta Junior Hockey League (AJHL) ... Scored 44 goals and 41 assists for 85 points in 63 games for the Saints, finishing second in team scoring ... fourth in goals scored in the AJHL ... Named to the AJHL Rookie Team... runner-up for the AJHL Rookie of the Year... was named the Saints' Rookie of the Year.

THE PLAYERS



**JAY
BOUWMEESTER**

4



4

JAY BOUWMEESTER

DEFENCE

BORN: Edmonton, AB
DATE: September 27, 1983
HEIGHT: 6'3"
WEIGHT: 212 lbs.
SHOOTS: Left

DRAFTED: FLA - 1st round, 3rd overall, in the 2002 NHL Draft
HOW ACQUIRED: Trade with Florida in exchange for Jordan Leopold and the 67th pick in the 2009 NHL Entry Draft on June 27, 2009

CAREER RECORD

Season	Club	Lea.	REGULAR SEASON					PLAYOFFS				
			GP	G	A	PTS	PIM	GP	G	A	PTS	PIM
1998-99	Medicine Hat	WHL	8	2	1	3	2	-	-	-	-	-
1999-00	Medicine Hat	WHL	64	13	21	34	26	-	-	-	-	-
2000	Canada	WJC	7	0	0	0	2	-	-	-	-	-
2000-01	Medicine Hat	WHL	61	14	39	53	44	-	-	-	-	-
2001	Canada	WJC	7	0	2	2	6	-	-	-	-	-
2001-02	Medicine Hat	WHL	61	11	50	61	42	-	-	-	-	-
2002	Canada	WJC	7	0	2	2	10	-	-	-	-	-
2002-03	Florida	NHL	82	4	12	16	14	-	-	-	-	-
2003	Canada	WC	9	3	4	7	4	-	-	-	-	-
2003-04	Florida	NHL	61	2	18	20	30	-	-	-	-	-
	San Antonio	AHL	2	0	1	1	2	-	-	-	-	-
2004	Canada	WC	9	2	1	3	0	-	-	-	-	-
2004	Canada	WCH	4	0	0	0	0	-	-	-	-	-
2004-05	San Antonio	AHL	64	4	13	17	50	-	-	-	-	-
	Chicago	AHL	18	6	3	9	12	18	0	0	0	14
2005-06	Florida	NHL	82	5	41	46	79	-	-	-	-	-
2006	Canada	OLY	6	0	0	0	0	-	-	-	-	-
2006-07	Florida	NHL	82	12	30	42	66	-	-	-	-	-
2007-08	Florida	NHL	82	15	22	37	72	-	-	-	-	-
2008	Canada	WC	9	0	0	0	4	-	-	-	-	-
2008-09	Florida	NHL	82	15	27	42	68	-	-	-	-	-
2009-10	Calgary	NHL	82	3	26	29	48	-	-	-	-	-
2010-11	Calgary	NHL	82	4	20	24	44	-	-	-	-	-
TOTALS			NHL	635	60	196	256	421	-	-	-	-
			FLAMES	164	7	46	53	92	-	-	-	-
			AHL	84	10	17	27	64	18	0	0	14
			WHL	194	40	111	151	114	-	-	-	-

BOUWMEESTER VS NHL

NHL HIGHLIGHTS

TEAM	Regular Season				Playoffs			
	GP	G	A	PTS	GP	G	A	PTS
Anaheim.....	14	1	5	6	2	0	0	0
Boston.....	24	2	8	10	20	0	0	0
Buffalo.....	25	0	9	9	22	0	0	0
Calgary.....	5	2	2	4	0	0	0	0
Carolina.....	42	7	15	22	38	0	0	0
Chicago.....	13	2	4	6	10	0	0	0
Colorado.....	17	1	7	8	14	0	0	0
Columbus.....	13	2	6	8	4	0	0	0
Dallas.....	15	1	4	5	8	0	0	0
Detroit.....	14	0	3	3	10	0	0	0
Edmonton.....	17	1	9	10	14	0	0	0
Florida.....	2	0	1	1	2	0	0	0
Los Angeles.....	13	0	3	3	4	0	0	0
Minnesota.....	18	1	1	2	6	0	0	0
Montreal.....	27	3	7	10	26	0	0	0
Nashville.....	14	0	2	2	24	0	0	0
New Jersey.....	25	3	3	6	8	0	0	0
NY Islanders.....	25	3	8	11	6	0	0	0
NY Rangers.....	25	2	11	13	18	0	0	0
Ottawa.....	28	2	4	6	10	0	0	0
Philadelphia.....	25	3	5	8	14	0	0	0
Phoenix.....	13	0	5	5	4	0	0	0
Pittsburgh.....	24	2	11	13	19	0	0	0
St. Louis.....	14	0	1	1	10	0	0	0
San Jose.....	13	2	3	5	6	0	0	0
Tampa Bay.....	42	6	23	29	30	0	0	0
Toronto.....	27	3	5	8	18	0	0	0
Vancouver.....	18	1	3	4	18	0	0	0
Washington.....	40	6	14	20	28	0	0	0
Winnipeg.....	43	4	14	18	28	0	0	0
Totals.....	635	60	196	256	421	0	0	0

FIRSTS:

First GP:10/10/02 vs TBL
 First Goal:10/10/02 vs TBL
 First Goal vs. :..... Thibault, Jocelyn at 11:16 of period 3
 First Asst:11/11/02 vs CHI

MOSTS (1 GAME):MOST RECENT

Goals:.....2 (1X) 01/13/2007 vs. WSH
 Assists:3 (1X) 01/14/2006 vs. CBJ
 Points:4 (1X) 01/13/2007 vs WAS (2G-2A)
 SOG:.....9 (1X) 03/18/2006 at WSH
 PIM:.....8 (1X) 03/28/2007 vs. ATL
 +/-:4 (1X) 01/30/2010 vs. EDM

LONGEST PERSONAL STREAKS:

Goals:.....4 (1X) 01/08/2009 - 01/17/2009 (4G)
 Assists:6 (1X)01/25/2006 - 02/07/2006 (7A)
 Pts:.....6 (3X) 01/04/2009 - 01/17/2009 (4G-3A)

CUPS:

None

2010-11 HIGHLIGHTS

Currently has the NHL's longest ironman streak (506 games)... led the Flames and was third in the NHL with an average ice time of nearly 26 minutes a night (25:59)... picked up his first point (assist) of the season on Oct. 22 ... scored his first goal of the season on Oct. 26 ... scored the game-winning goal on Nov. 29 ... led the team in blocked shots (4) on Dec. 5 ... had a season high 34:24 in ice time and led the team in blocked shots (4) on Dec. 10 ... led the team in blocked shots (4) on Dec. 16 ... led the team in blocked shots (4) on Dec. 23 ... scored his fourth goal on Jan. 11 ... led the team in blocked shots (5) on Jan. 15 ... played in his 600th career game on Jan. 19 ... led the team in blocked shots (5) on Feb. 3 ... was a team high +4 on Feb. 14 ... set the NHL record for consecutive games by a defenceman at 496 on Mar. 15 ... had his first multi-point game of the season (0+2) on Mar. 17 ... played his 500th consecutive game on Mar. 23.

CAREER HIGHLIGHTS

2009-10: Made his Flames debut on Oct. 1 ... registered his first two points as a Flame with a pair of assists on Oct. 3 ... had a two point game (1+1) including his first goal as a Flame on Oct. 20 ... had a pair of assists on Nov. 21 ... played his 500th career NHL game on Dec. 7 ... is the current NHL ironman ... registered two assists and a team high +4 on Jan. 30 ... played his 400th consecutive game against his former team (FLA) on Feb. 5 ... had a pair of assists on Mar. 23 **2008-09:** Completed his sixth NHL season, sixth with Florida ... Was one of two Panthers to play in all 82 games (Ballard) and is the current NHL's Ironman for most consecutive games played (342), dating to the 2003-04 season ... Recorded a NHL career-high 9 power-play goals ... Tied for 9th in the NHL among defencemen in goals (15-McCabe, FLA) and tied for 23rd in the NHL among defencemen in points (42-Zidlicky, MIN) ... Ranked first among NHL defencemen and paced Florida for second consecutive season averaging 26:59 in time on ice per game ... Represented the Eastern Conference in the 2009 NHL All-Star Game where he recorded the game-tying goal, two assists and was a plus-3 ... Named Panthers ADT Defensive Player of the Year ... Played in his 400th career NHL game Nov. 2 at Atlanta ... Notched the game-winning goal and an assist Jan. 17 at Tampa Bay ... Had a six-game point streak (4-3-7) and a four-game goal scoring streak (4-1-5) snapped Jan. 19 ... Scored his 50th career NHL goal Feb. 5 vs. NY Islanders, only the second defenceman in Panthers history to reach this mark (Svehlal) ... Recorded his 200th point of his career with a goal and added an assist March 28 at Dallas. **2007-08:** Completed his fifth NHL season, fifth with Florida ... Was one of three Panthers to play in all 82 games (Horton, Jokinen) ... Named Panthers ADT Defensive Player of the Year ... Recorded an NHL career-high 15 goals ... Led the NHL averaging 27:28 of ice time per game ... Recorded a goal and an assist four times (Dec. 16 at Chicago, Jan. 16 at Philadelphia, Feb. 2 at Tampa Bay and March 22 vs. Tampa Bay) ... **2006-07:** Recorded a career-high 12 goals ... Was one of six Panthers to play in all 82 games (Allen, Gelinis, Horton, Jokinen, Salei) ... Selected to his first career NHL All-Star Game ... Named ADT Florida Defensive Player of the Year ... Was eighth in the NHL among defencemen with three GWG ... Led Florida and was 11th among NHL defencemen with a plus-23 rating ... Recorded his 100th career assist April 1 vs. Carolina ... Scored two goals for the first time in his career and had a career-high four points (2-2-4) Jan. 13 vs. Washington ... Scored a goal, the 100th point of his NHL career, and had two assists Jan. 4 at Calgary ... Scored first goal of the season, the first GWG of his NHL career on the power-play Oct. 13 vs. Tampa Bay ... Notched first point of season, an assist, Oct. 6 vs. Boston ... **2005-06:** Completed his third NHL season, third with Florida, posting career-highs in goals (6), assists (41), points (46) and PIM (79) ... Finished second all-time among Panthers defencemen for assists in one season (41) ... Paced the Cats in time on ice (20:40:26), averaging a team high 25:29 per game ... Recorded a career-high three assists against Columbus Jan. 14 ... Skated in his 200th NHL game Feb. 11 at Buffalo ... Notched a pair of assists five times (April 1 vs. Tampa Bay, March 29 at Pittsburgh, Feb. 28 at Tampa Bay, Feb. 4 at Atlanta and Dec. 28 at Boston) ... One of just three Panthers (Gelinis, Jokinen) to play in all 82 games ... **2004-05:** Split first complete AHL season between the San Antonio Rampage and the Chicago Wolves ... Appeared in 65 contests with San Antonio, going 4-14-18 with a career-high in PIM (50) ... WOLVES (AHL): Loaned to Chicago on March 8 completing the AHL regular season with the Wolves, going 6-3-9 with 12 PIM in 18 games ... **PLAYOFFS:** Debuted in first career postseason, helping Chicago reach the Calder Cup Finals ... **2003-04:** Completed second NHL season posting two goals and career-highs in assists (18), points (20) and PIM (30) ... Reassigned to San Antonio (AHL) for conditioning Feb. 29, playing in two games and notching one assist, before being recalled March 3 ... Missed 18 games (Jan. 19 - Feb. 25) with a broken foot sustained Jan. 11 at Vancouver ... His injury snapped his streak of 128 straight games played, a franchise record for most consecutive games played from the start of a Panthers career ... Played in 100th career NHL game Nov. 15 at Pittsburgh ... Scored his first goal of the season Oct. 22 at New Jersey ... **2002-03: PANTHERS:** Completed rookie season, going 4-12-16 with 14 PIM in 82 games ... Named to the NHL All-Rookie Team ... Set franchise rookie record for games played (82) ... One of only three Panthers (Nilsson, Majesky) to play in all 82 games ... Tied club mark for assists by a rookie defenceman (12, set by Jaroslav Spacek in 1998-99) ... Tied for first among NHL rookies in GTG (2) ... Finished fifth among all NHL rookies in power-play assists (8) and tied for fifth in power-play points (10) ... Finished second among all rookie defencemen in average ice time (20:08) ... Scored all four goals at home ... Notched GTG and added an assist Feb. 8 vs. Tampa Bay for first career multiple-point game ... Recorded an assist in 2003 Topps/NHL YoungStars Game Feb. 1 ... Scored his first NHL goal (GTG) Nov. 11 vs. Chicago (Jocelyn Thibault) ... Scored first NHL point with an assist in his NHL debut Oct. 10 vs. Tampa Bay.

INTERNATIONAL HIGHLIGHTS

2007-08: Represented Team Canada in the 2008 World Championship playing in nine games and earning a bronze medal... **2005-06:** Represented Team Canada in the 2006 Torino Winter Olympics... **2004-05:** Skated with Team Canada, winning the 2004 World Cup of Hockey in September... **2002-03:** Won a gold medal with Team Canada at the 2003 World Championships in Finland, scoring seven points (3G, 4A) with four PIMs... named to All-Tournament team and selected as tournament's Best Defenceman... **2001-02:** Won silver medal with Canada at 2002 World Junior Championships in the Czech Republic... **2000-01:** Notched two assists in seven games for bronze medal-winning Team Canada at the 2001 World Junior Championships in Moscow, Russia... **1999-2000:** Became the youngest player ever (16 years, 3 months) and fourth player overall to skate with Team Canada at the World Junior Championships as a 16-year old (Wayne Gretzky, Mario Lemieux, Jason Spezza)... won the bronze medal with Team Canada in 2000 World Junior Championships in Sweden.

JUNIOR HIGHLIGHTS

2001-02: Went 11-50-61 with 42 PIM in 61 games with Medicine Hat, finishing third in WHL defenceman scoring and fifth overall in league power-play assists (28) ... Named to WHL Eastern Conference First All-Star Team ... Named Medicine Hat's Player of the Year and won team award as Top Defenceman ... MVP of Team Tiger Williams at CHL Top Prospects Game Feb. 1 at Saskatoon, SK (1-1-2) ... Won fastest skater contest at Top Prospects Skills Competition Jan. 31 ... Ranked top prospect in 2002 Entry Draft by Central Scouting in both mid-season and final reports ... **2000-01:** Tallied 14-39-53 with 44 PIM in 61 games with Medicine Hat ... **1999-00:** Went 13-21-34 with 22 PIM in 64 games in first full WHL season ... Became the youngest player ever (16 years, 3 mos.) and fourth player overall to skate with Team Canada at the World Junior Championships as a 16-year-old (Wayne Gretzky, Mario Lemieux, Jason Spezza) ... **1998-99:** Played eight games with Medicine Hat (WHL), going 2-1-3 with two PIM.

THE PLAYERS



**CHRIS
BUTLER**

44

WE
ARE
THE  **of RED**



44

CHRIS BUTLER

DEFENCE

BORN: St. Louis, MO
DATE: October 27, 1986
HEIGHT: 6'11"
WEIGHT: 196 lbs.
SHOOTS: Left

DRAFTED: BUF - 4th round, 96th overall, in the 2005 NHL Draft
HOW ACQUIRED: Traded from Buffalo along with Paul Bryon in exchange for Robyn Regehr, Ales Kotalik and Calgary's 2nd round pick in 2012 on June 25, 2011

CAREER RECORD

Season	Club	Lea.	REGULAR SEASON					PIM	PLAYOFFS				
			GP	G	A	PTS			GP	G	A	PTS	PIM
2003-04	Sioux City	USHL	55	3	6	9		37	7	0	1	1	6
2004-05	Sioux City	USHL	60	6	22	28		90	13	1	6	7	10
2005-06	U. of Denver	WCHA	35	7	15	22		28	-	-	-	-	-
2006-07	U. of Denver	WCHA	39	10	17	27		42	-	-	-	-	-
2007-08	U. of Denver	WCHA	41	3	14	17		38	-	-	-	-	-
2008-09	Portland	AHL	27	2	10	12		14	4	0	0	0	0
	Buffalo	NHL	47	2	4	6		18	-	-	-	-	-
2009-10	Buffalo	NHL	59	1	20	21		22	-	-	-	-	-
2010-11	Buffalo	NHL	49	2	7	9		26	7	0	1	1	10
TOTALS		NHL	155	5	31	36		66	7	0	1	1	10
		AHL	27	2	10	12		14	4	0	0	0	0
		WCHA	115	20	46	66		108	-	-	-	-	-

BUTLER VS NHL

NHL HIGHLIGHTS

TEAM	Regular Season					Playoffs				
	GP	G	A	PTS	PIM	GP	G	A	PTS	PIM
Anaheim.....	3	0	0	0	4	0	0	0	0	0
Boston.....	10	1	2	3	4	0	0	0	0	0
Calgary.....	2	0	0	0	0	0	0	0	0	0
Carolina.....	10	1	3	4	4	0	0	0	0	0
Chicago.....	1	0	0	0	4	0	0	0	0	0
Colorado.....	1	0	0	0	0	0	0	0	0	0
Columbus.....	2	1	0	1	0	0	0	0	0	0
Dallas.....	2	0	0	0	0	0	0	0	0	0
Detroit.....	4	0	0	0	0	0	0	0	0	0
Edmonton.....	2	0	0	0	0	0	0	0	0	0
Florida.....	9	0	1	1	0	0	0	0	0	0
Los Angeles.....	2	0	1	1	2	0	0	0	0	0
Minnesota.....	1	0	0	0	0	0	0	0	0	0
Montreal.....	10	0	0	0	2	0	0	0	0	0
Nashville.....	2	0	1	1	0	0	0	0	0	0
New Jersey.....	7	0	1	1	2	0	0	0	0	0
NY Islanders.....	7	0	1	1	4	0	0	0	0	0
NY Rangers.....	6	0	1	1	0	0	0	0	0	0
Ottawa.....	12	0	2	2	10	0	0	0	0	0
Philadelphia.....	8	1	1	2	8	7	0	1	1	10
Phoenix.....	5	1	1	2	2	0	0	0	0	0
Pittsburgh.....	6	0	1	1	4	0	0	0	0	0
St. Louis.....	1	0	2	2	0	0	0	0	0	0
San Jose.....	4	0	1	1	0	0	0	0	0	0
Tampa Bay.....	8	0	1	1	4	0	0	0	0	0
Toronto.....	10	0	4	4	2	0	0	0	0	0
Vancouver.....	2	0	0	0	0	0	0	0	0	0
Washington.....	9	0	1	1	4	0	0	0	0	0
Winnipeg.....	9	0	6	6	6	0	0	0	0	0
Totals.....	155	5	31	36	66	7	0	1	1	10

FIRSTS:

First GP:.....12/19/2008 BUF 5 vs. LA 0
 First Goal:.....03/20/2009 BUF 4 vs. PHI 6
 First Goal vs.:.....Biron, Martin at 19:58 of period 3
 First Asst:.....12/19/2008 BUF 5 vs. LA 0

MOSTS (1 GAME): MOST RECENT

Goals:.....1 (5X) 04/09/2011 BUF 5 at CBJ 4
 Assists:.....2 (3X) 10/20/2010 BUF 4 at ATL 1
 Points:.....2 (3X) 10/20/2010 BUF 4 at ATL 1 (OG-2A)
 SOG:.....4 (3X) 03/01/2011 BUF 3 at NYR 2
 PIM:.....6 (1X) 03/13/2011 BUF 6 vs. OTT 4
 Multi-Pt Games:.....3 10/20/2010 BUF 4 at ATL 1 (OG-2A)

LONGEST PERSONAL STREAKS:

Goals:.....1 (5X) 04/09/2011 04/09/2011 (1G)
 Assists:.....2 (4X) 10/20/2010 - 10/22/2010 (3A)
 Pts:.....2 (6X) 04/02/2011 - 04/03/2011 (1G-1A)

CUPS:

None

2010-11 HIGHLIGHTS

Appeared in 49 games; did not dress for 33 games as healthy scratch... Tied career best with two goals... Recorded points in consecutive games (1+1) 4/2-4/3... Led team with 25:19 TOI vs. DET Feb. 26... Recorded three points (0+3) in eight games played during the month of October... 2011 **PLAYOFFS**: First career postseason appearance... Led Sabres in TOI in three of seven games; averaged 22:59 TOI per game... Picked up an assist in Game 6 vs. PHI Apr. 24... TOI of 27:45 in Game 4 was the highest by a Buffalo skater in the series.

CAREER HIGHLIGHTS

2009-10: Games missed due to injury: 12 - ankle (Dec. 5 - Dec. 26)... Did not play in 11 games as a healthy scratch... Recorded first career multipoint game (0+2) at STL... Played in his 100th career game vs. OTT Mar. 26... **PLAYOFFS**: Did not dress for any of the six games vs. BOS... **2008-09**: Appeared in 47 games as a rookie... Did not play in four games as a healthy scratch... Scored his first NHL point (assist) in his first NHL game on 12/19 vs. LAK... Scored his first NHL goal on Mar. 20 vs. PHI... Recorded the first game-winning-goal of his career vs. BOS Mar. 11... Had 12 points (2+10) in 27 games at time of recall from Portland Dec. 18... **2007-08**: Denver (WCHA): Earned RBK Hockey/AHCA West All-America second-team honors and All-WCHA second-team accolades... Named to the WCHA Final Five and Wells Fargo Denver Cup all-tournament teams... Led team with 110 blocked shots and was fourth with a +9 plus/minus rating... **2006-07**: Finished three-year DU career with 66 points on 20 goals and 46 assists in 115 career games... **2005-06**: Represented USA at 2006 World Junior Championships... **2004-05**: season, led Sioux City (USHL) with a +36 plus/minus rating... Was named First-Team All-USHL, and played in the USHL All-Star Game.

COLLEGE HIGHLIGHTS

Attended University of Denver from 2005-08... Named to the All-America second team in 2008... named as University of Denver's best defenceman and two-way player in 2008... had 17 points (3G, 14A) in 2007-08, a team-high 110 blocked shots and was a plus-10 rating... In April 2008, he decided to leave school early to sign with Buffalo.

THE PLAYERS



**BRETT
CARSON**

3



3

BRETT CARSON

DEFENCE

BORN: Regina, SK
DATE: Nov 29, 1985
HEIGHT: 6'4"
WEIGHT: 212 lbs.
SHOOTS: Right

DRAFTED: CAR - 4th round, 109th overall,
 in the 2004 NHL Draft
HOW ACQUIRED: Claimed off waivers on
 February 28, 2011

CAREER RECORD

			REGULAR SEASON					PLAYOFFS				
Season	Club	Lea.	GP	G	A	PTS	PIM	GP	G	A	PTS	PIM
2001-02	Moose Jaw	WHL	6	0	0	0	0	12	2	0	2	0
2002-03	Moose Jaw	WHL	28	1	4	5	28	-	-	-	-	-
	Calgary	WHL	30	3	6	9	4	5	2	1	3	0
2003-04	Calgary	WHL	71	5	27	32	49	7	0	0	0	6
2004-05	Calgary	WHL	61	8	16	24	61	8	2	2	4	8
2005-06	Calgary	WHL	72	11	29	40	62	13	1	6	7	20
2006-07	Florida	ECHL	3	1	1	2	0	-	-	-	-	-
	Albany	AHL	63	2	16	18	26	5	0	2	2	0
2007-08	Albany	AHL	77	2	22	24	32	7	1	3	4	11
2008-09	Albany	AHL	69	6	29	35	34	-	-	-	-	-
	Carolina	NHL	5	0	0	0	4	-	-	-	-	-
2009-10	Albany	AHL	14	3	8	11	0	-	-	-	-	-
	Carolina	NHL	54	2	10	12	12	-	-	-	-	-
2010-11	Charlotte	AHL	38	4	16	20	14	-	-	-	-	-
	Carolina	NHL	13	0	0	0	4	-	-	-	-	-
	Calgary	NHL	6	0	0	0	0	-	-	-	-	-
TOTALS		NHL	78	2	10	12	20	-	-	-	-	-
		FLAMES	6	0	0	0	0	-	-	-	-	-
		AHL	261	17	91	108	106	12	1	5	6	11
		ECHL	3	1	1	2	0	-	-	-	-	-
		WHL	268	28	82	110	204	45	7	9	16	34

CARSON VS NHL

NHL HIGHLIGHTS

TEAM	Regular Season					Playoffs				
	GP	G	A	PTS	PIM	GP	G	A	PTS	PIM
Boston	3	0	0	0	2	0	0	0	0	0
Buffalo	3	0	1	1	0	0	0	0	0	0
Calgary	1	0	0	0	0	0	0	0	0	0
Chicago	1	0	0	0	0	0	0	0	0	0
Colorado	2	0	0	0	0	0	0	0	0	0
Columbus	1	0	0	0	0	0	0	0	0	0
Dallas	1	0	1	1	0	0	0	0	0	0
Detroit	1	0	0	0	0	0	0	0	0	0
Edmonton	2	0	0	0	0	0	0	0	0	0
Florida	9	0	0	0	0	0	0	0	0	0
Montreal	5	0	1	1	0	0	0	0	0	0
Nashville	1	0	0	0	0	0	0	0	0	0
New Jersey	6	0	1	1	0	0	0	0	0	0
NY Islanders	2	0	0	0	0	0	0	0	0	0
NY Rangers	7	0	1	1	4	0	0	0	0	0
Ottawa	5	1	1	2	2	0	0	0	0	0
Philadelphia	5	0	0	0	6	0	0	0	0	0
Phoenix	2	0	0	0	0	0	0	0	0	0
Pittsburgh	3	0	0	0	0	0	0	0	0	0
St. Louis	1	0	0	0	0	0	0	0	0	0
Tampa Bay	3	0	1	1	0	0	0	0	0	0
Toronto	2	0	0	0	0	0	0	0	0	0
Vancouver	1	0	0	0	0	0	0	0	0	0
Washington	6	1	0	1	6	0	0	0	0	0
Winnipeg	5	0	3	3	0	0	0	0	0	0
Totals	78	2	10	12	20	0	0	0	0	0

FIRSTS:

First GP:.....12/07/2008 CAR 3 vs. WSH 1
 First Goal:.....01/10/2010 CAR 4 vs. OTT 1
 First Goal vs.:Leclaire, Pascal at 13:32 of period 3
 First Asst:.....12/16/2009 CAR 5 vs. DAL 3

MOSTS (1 GAME): MOST RECENT

Goals:.....1 (2X) 03/18/2010 CAR 4 vs. WSH 3
 Assists:1 (10X) 04/06/2010 CAR 8 at TBL 5
 Points:1 (12X) 04/06/2010 CAR 8 at TBL 5 (0G-1A)
 SOG:.....4 (1X) 12/21/2009 CAR 1 vs. NYR 3
 PIM:.....4 (1X) 12/11/2008 CAR 5 at PHI 6

LONGEST PERSONAL STREAKS:

Goals:.....1 (2X) 03/18/2010 03/18/2010 (1G)
 Assists:2 (1X) 12/21/2009 12/23/2009 (2A)
 Pts:2 (1X) 12/21/2009 12/23/2009 (0G-2A)

CUPS:

None

2010-11 HIGHLIGHTS

HURRICANES: Ranked second among Hurricanes skaters in plus/minus (+7) ... recalled from Charlotte on Feb. 15... **CHECKERS (AHL):** Had four goals, 16 assists, and was tied for first with a plus-12 rating in 38 AHL games this season at the time of his recall... **FLAMES:** Claimed off waivers by Calgary on Mar. 1... played his first game with the Flames on Mar. 4, playing 4:11 with one SOG.

CAREER HIGHLIGHTS

2009-10: Completed his second NHL season, establishing career-highs in games played (54), goals (2), assists (10) and points (12)... was second among Hurricanes skaters in plus/minus (+5)... was fourth among Hurricanes skaters in blocked shots (89)... **RIVER RATS (AHL):** recalled from Albany (AHL) on Dec. 7... at the time of his recall, led Albany defencemen with eight assists and 11 points despite playing in just 14 of the team's first 27 games... **HURRICANES:** Blocked eight shots vs. WSH on Dec. 11, the highest recorded total for a Hurricane in that category since Glen Wesley blocked eight on Apr. 2, 2000... earned his first NHL point with the an assist on Dec. 16 vs. DAL... beat Pascal LeClaire for his first NHL goal vs. OTT on Jan. 10... scored his second goal of the season and was +1 vs. WSH Mar. 18... registered four hits in a career-high 24:21 of ice time Feb. 3 against CGY... **2008-09: HURRICANES:** Completed his third professional season... made his NHL debut vs. WSH on Dec. 7 and registered two hits and two blocked shots in 22:07 of ice time... played in five games during his first career stint in the NHL from Dec. 7 - Dec. 19, averaging 15:43 of ice time per game and totalling four penalty minutes... **RIVER RATS (AHL):** Was second among Albany defencemen in scoring, totalling 35 points (6G, 29A) in 69 games with the River Rats... was tied for first among Albany defencemen in goals with six... **2007-08:** Among Albany defencemen, ranked tied for first in games played (77), first in assists (22) and first in points (24)... scored his first goal of the season at PRO on Dec. 2... played in his 100th career AHL game vs. SYR on Jan. 4... **PLAYOFFS:** Skated in all seven Calder Cup playoff games for the River Rats... scored his first career AHL playoff goal with the game-winner in Game 3 at PHI on Apr. 20... **2006-07:** Played his first professional season, spending the majority of the season with the River Rats after making his professional debut with Florida (ECHL)... ranked third among River Rats defencemen in scoring with 18 points (2G, 16A)... also played three games for Florida (ECHL), registering one goal and one assist (2 points).

JUNIOR HIGHLIGHTS

Completed his five-year WHL career with Calgary and Moose Jaw... finished with 28 goals and 82 assists (110 points) and 204 penalty minutes in 268 games... **2005-06:** Named to the 2006 WHL East First All-Star team after leading Calgary defencemen with 40 points (11G, 29A)... served as team captain for the Hitmen... Calgary set a franchise record for fewest goals against during the regular season with 155, tops in the CHL... **2004-05:** Was tied for first among Hitmen defencemen in goals (8) and third among Calgary blueliners in scoring (24 points)... **PLAYOFFS:** Had two goals and two assists in eight WHL playoff games... **2003-04:** Ranked second among Hitmen blueliners in scoring (32 points) and first in assists (27) in 71 games played... selected to participate in the 2004 CHL Top Prospects game and registered the fastest lap in the skills competition with a time of 14.56... **2002-03:** Completed his first full season of junior hockey, splitting the year between Moose Jaw and Calgary of the WHL... had 14 points (4G, 10A) in 58 games.

THE PLAYERS



**MARK
GIORDANO**

5



5

MARK GIORDANO

DEFENCE

BORN: Toronto, ON
DATE: October 3, 1983
HEIGHT: 6'0"
WEIGHT: 200 lbs.
SHOOTS: Left

HOW ACQUIRED: Signed as a free agent on July 6, 2004

CAREER RECORD

Season	Club	Lea.	REGULAR SEASON					PIM	PLAYOFFS				
			GP	G	A	PTS			GP	G	A	PTS	PIM
2001-02	Brampton	OPJHL	48	11	26	37		59	-	-	-	-	-
2002-03	Owen Sound	OHL	68	18	30	48		109	4	1	3	4	2
2003-04	Owen Sound	OHL	65	14	35	49		72	7	1	3	4	5
2004-05	Lowell	AHL	66	6	10	16		85	11	0	1	1	41
2005-06	Omaha	AHL	73	16	42	58		141	-	-	-	-	-
	Calgary	NHL	7	0	1	1		8	-	-	-	-	-
2006-07	Calgary	NHL	48	7	8	15		36	4	1	0	1	0
	Omaha	AHL	5	0	2	2		8	3	0	1	1	2
2007-08	Moscow	Russia	50	4	9	13		89	-	-	-	-	-
2008-09	Calgary	NHL	58	2	17	19		59	-	-	-	-	-
2009-10	Calgary	NHL	82	11	19	30		81	-	-	-	-	-
2010	Canada	WC	7	3	1	4		10	-	-	-	-	-
2010-11	Calgary	NHL	82	8	35	43		67	-	-	-	-	-
TOTALS		NHL	277	28	80	108		251	4	1	0	1	0
		AHL	139	22	52	74		226	14	0	2	2	43
		OHL	133	32	65	97		181	11	2	6	8	7

GIORDANO VS NHL

TEAM	Regular Season					Playoffs				
	GP	G	A	PTS	PIM	GP	G	A	PTS	PIM
Anaheim.....	16	3	6	9	10	0	0	0	0	0
Boston.....	3	0	0	0	0	0	0	0	0	0
Buffalo.....	4	0	0	0	2	0	0	0	0	0
Carolina.....	2	0	0	0	2	0	0	0	0	0
Chicago.....	15	0	2	2	25	0	0	0	0	0
Colorado.....	23	2	8	10	25	0	0	0	0	0
Columbus.....	13	2	5	7	17	0	0	0	0	0
Dallas.....	14	0	5	5	6	0	0	0	0	0
Detroit.....	11	3	1	4	8	4	1	0	1	0
Edmonton.....	20	2	9	11	27	0	0	0	0	0
Florida.....	4	2	0	2	0	0	0	0	0	0
Los Angeles.....	16	0	3	3	8	0	0	0	0	0
Minnesota.....	20	4	4	8	20	0	0	0	0	0
Montreal.....	6	0	0	0	2	0	0	0	0	0
Nashville.....	15	1	3	4	14	0	0	0	0	0
New Jersey.....	2	0	1	1	4	0	0	0	0	0
NY Islanders.....	3	0	0	0	4	0	0	0	0	0
NY Rangers.....	3	0	0	0	0	0	0	0	0	0
Ottawa.....	6	0	1	1	12	0	0	0	0	0
Philadelphia.....	2	0	0	0	4	0	0	0	0	0
Phoenix.....	14	1	5	6	19	0	0	0	0	0
Pittsburgh.....	2	1	0	1	0	0	0	0	0	0
St. Louis.....	12	1	5	6	2	0	0	0	0	0
San Jose.....	14	1	4	5	6	0	0	0	0	0
Tampa Bay.....	2	1	1	2	0	0	0	0	0	0
Toronto.....	6	2	3	5	0	0	0	0	0	0
Vancouver.....	23	1	12	13	28	0	0	0	0	0
Washington.....	3	0	0	0	2	0	0	0	0	0
Winnipeg.....	3	1	2	3	4	0	0	0	0	0
Totals.....	277	28	80	108	251	4	1	0	1	0

NHL HIGHLIGHTS

FIRSTS:

First GP:.....01/30/2006 CGY 2 at STL 3
 First Goal:.....10/14/2006 CGY 4 at TOR 5
 First Goal vs.:.....Raycroft, Andrew at 4:52 of period 2
 First Asst:.....04/08/2006 CGY 2 at VAN 3

MOSTS (1 GAME):MOST RECENT

Goals:2 (1X) 10/14/2006 CGY 4 at TOR 5
 Assists:3 (1X) 03/26/2011 CGY 5 at EDM 4
 Points:3 (1X) 03/26/2011 CGY 5 at EDM 4 (OG-3A)
 SOG:7 (1X) 12/12/2008 CGY 2 vs. FLA 3
 PIM:12 (1X) 01/09/2010 CGY 3 at VAN 2
 Multi-Pt Games: ... 13 04/09/2011 CGY 2 vs. VAN 3 (OG-2A)

LONGEST PERSONAL STREAKS:

Goals:2 (1X) 02/05/2010 - 02/06/2010 (2G)
 Assists:4 (1X) 03/23/2011 - 04/01/2011 (6A)
 Pts:5 (1X) 11/29/2010 - 12/07/2010 (1G-4A)

CUPS:

None

2010-11 HIGHLIGHTS

Finished 2010-11 tied for third in the NHL in blocked shots (193)... tied for 20th amongst NHL defencemen in points (43)... led Flames defencemen in points, goals (8), assists (35), and power-play goals (5)... was a team high +3 and picked up an assist on Oct. 16 ... played his 200th career game on Oct. 19 ... signed a five year contract extension with Calgary on Oct. 29 ... scored his first goal of the season on Nov. 3 ... first multi-point game of the season (1+1) on Nov. 13 ... led the team in blocked shots (6) on Nov. 19 ... led the team in blocked shots (6) on Nov. 27 ... had a career-high five game points streak (1+4) Nov. 29-Dec. 7... had a pair of assists on Dec. 10 ... led the team in blocked shots (7) on Dec. 13 ... had points in nine of 13 games (1+9) Nov. 29-Dec. 23 ... scored the game-winning goal, had a career-high in blocked shots (8) and a team high in shots (5) on Jan. 1 ... led the team in blocked shots (5) on Jan. 7 ... had a goal and assist on Feb. 3 ... had 6 blocked shots and scored his 6th goal giving him 31 points, a new career-high on Mar. 6 ... had a career-high 3 assists on Mar. 26 ... 1+1 on Mar. 30 for 40th point.

CAREER HIGHLIGHTS

2009-10: Scored a goal and added an assist and 3 blocked shots in season opener on Oct. 1 ... scored his second goal of the season on Dec. 13 ... set a new career-high in points (15) with an assist on Dec. 31 ... scored his sixth goal of the season on Jan. 13 ... scored his eighth goal on Jan. 28 ... tied for first in the Molson Cup standings for January... scored his first game-winning goal of the season on Feb. 5... was a career-high +4 on Mar. 19... **2008-09:** Finished the season with 19 points (2G, 17A) in 58 games before missing the remainder of the year and playoffs with a shoulder injury... registered his first multi-point game with a pair of assists on Nov. 11 vs. TOR... set up the game-winning goal on Nov. 20 vs. COL... scored his first goal of the season on Nov. 22 vs. DET... had his second multi-point game (1G, 1A) on Dec. 23 vs. ANA... scored the game-winning goal on the power-play on Jan. 6 vs. SJS... played in his 100th career game vs. COL on Jan. 18... **2007-08:** Spent the season with Moscow Dynamo in the Russian Elite League... played in 50 games scoring four goals with nine assists for 13 points and 89 penalty minutes... **2006-07: KNIGHTS (AHL):** Recalled from Omaha on Dec. 12... posted two assists and a +4 rating in five games with Omaha... **FLAMES:** scored his first and second NHL goals on Oct. 14 vs. TOR and was named the game's second star... registered his first assist of the season on Dec. 16 vs. PHX... registered assists in back-to-back games for the first time this season on Dec. 27 and 29... tied a season high with four blocked shots on Dec. 31 vs. EDM ... scored the game-winning goal in overtime on Jan. 4 vs. FLA and was named the game's first star ... recorded his second two-point game of the season (0G, 2A) on Jan. 11 vs. COL... scored the lone Flames goal on the power-play on Jan. 26 ... scored the game-winning goal on Feb. 2 vs. CBJ... **PLAYOFFS:** Recorded a goal in his NHL playoff debut on Apr. 17 vs. DET ... **2005-06: KNIGHTS (AHL):** Led the 2005-06 Omaha Ak-Sar-Ben Knights in scoring with 58 points and assists with 42... ranked fourth in scoring amongst AHL defencemen... tied for second in goal scoring amongst AHL defencemen with 16 tallies... led AHL defenceman in power-play goals (12)... finished fifth amongst AHL defencemen in minor penalties (63)... **FLAMES:** Made his NHL debut with the Calgary Flames on Jan. 30 vs. STL registering 2 PIMs and a +1.

INTERNATIONAL HIGHLIGHTS

2009-10: Led all Canadian defencemen in goals (3) at the 2010 IIHF World Championship in Germany... **2007-08:** Was an alternate player with Canada's silver medal team at the 2008 IIHF World Championships... won gold with Canada at the 2007 Spengler Cup in Davos, Switzerland adding a pair of assists in the five game tournament.

JUNIOR HIGHLIGHTS


Played 133 junior hockey games with the Ontario Hockey League's Owen Sound Attack ... recorded 32 goals with 65 assists for 97 points during his OHL career... **2003-04:** ranked 1st amongst Owen Sound defencemen in scoring with 49 points on 14 goals and 35 assists ... **2002-03:** Led Owen Sound defencemen in scoring with 48 points (18 G, 30 A)... Named to both the OHL and CHL All-Rookie Team.

THE PLAYERS



CURTIS
GLENCROSS

20



20

CURTIS GLENCROSS

LEFT WING

BORN: Kindersley, SK
DATE: December 28, 1982
HEIGHT: 6'1"
WEIGHT: 197 lbs.
SHOOTS: Left

HOW ACQUIRED: Signed as a free agent on July 2, 2008

CAREER RECORD

Season	Club	Lea.	REGULAR SEASON						PLAYOFFS					
			GP	G	A	PTS	PIM		GP	G	A	PTS	PIM	
2001-02	Brooks	AJHL	60	23	22	45	113		-	-	-	-	-	
2002-03	U of Alaska	WCHA	35	11	12	23	79		-	-	-	-	-	
2003-04	U of Alaska	WCHA	37	21	13	34	79		-	-	-	-	-	
	Cincinnati	AHL	7	2	1	3	0		9	1	6	7	10	
2004-05	Cincinnati	AHL	51	6	3	9	63		12	2	0	2	10	
2005-06	Portland	AHL	41	15	10	25	85		19	4	6	10	37	
2006-07	Anaheim	NHL	2	1	0	1	2		-	-	-	-	-	
	Columbus	NHL	7	0	0	0	0		-	-	-	-	-	
	Portland	AHL	31	6	10	16	74		-	-	-	-	-	
	Syracuse	AHL	29	19	16	35	53		-	-	-	-	-	
2007-08	Columbus	NHL	36	6	6	12	25		-	-	-	-	-	
	Edmonton	NHL	26	9	4	13	28		-	-	-	-	-	
2008-09	Calgary	NHL	74	13	27	40	42		6	0	3	3	12	
2009-10	Calgary	NHL	67	15	18	33	58		-	-	-	-	-	
2010-11	Calgary	NHL	79	24	19	43	59		-	-	-	-	-	
TOTALS			NHL	291	68	74	142	214	6	0	3	3	12	
		FLAMES	220	52	64	116	159		6	0	3	3	12	
		AHL	159	48	40	88	275		40	7	12	19	57	
		WCHA	72	32	25	57	158		-	-	-	-	-	

GLENCROSS VS NHL

TEAM	Regular Season						Playoffs					
	GP	G	A	PTS	PIM		GP	G	A	PTS	PIM	
Anaheim.....	12	5	5	10	7		0	0	0	0	0	
Boston.....	3	1	0	1	4		0	0	0	0	0	
Buffalo.....	3	0	0	0	0		0	0	0	0	0	
Calgary.....	5	5	0	5	5		0	0	0	0	0	
Carolina.....	4	4	0	4	0		0	0	0	0	0	
Chicago.....	15	3	2	5	17		6	0	3	3	12	
Colorado.....	26	8	10	18	20		0	0	0	0	0	
Columbus.....	14	3	4	7	6		0	0	0	0	0	
Dallas.....	17	1	2	3	4		0	0	0	0	0	
Detroit.....	16	4	6	10	6		0	0	0	0	0	
Edmonton.....	19	5	2	7	10		0	0	0	0	0	
Florida.....	4	1	2	3	2		0	0	0	0	0	
Los Angeles.....	15	3	4	7	14		0	0	0	0	0	
Minnesota.....	17	1	3	4	20		0	0	0	0	0	
Montreal.....	5	0	1	1	7		0	0	0	0	0	
Nashville.....	19	5	8	13	6		0	0	0	0	0	
New Jersey.....	3	2	1	3	0		0	0	0	0	0	
NY Islanders.....	2	1	0	1	0		0	0	0	0	0	
NY Rangers.....	4	0	0	0	2		0	0	0	0	0	
Ottawa.....	5	1	3	4	4		0	0	0	0	0	
Philadelphia.....	3	1	2	3	2		0	0	0	0	0	
Phoenix.....	15	3	4	7	13		0	0	0	0	0	
Pittsburgh.....	3	0	0	0	0		0	0	0	0	0	
St. Louis.....	14	1	2	3	6		0	0	0	0	0	
San Jose.....	12	1	3	4	4		0	0	0	0	0	
Tampa Bay.....	3	0	2	2	0		0	0	0	0	0	
Toronto.....	4	3	3	6	6		0	0	0	0	0	
Vancouver.....	23	4	3	7	38		0	0	0	0	0	
Washington.....	2	1	0	1	4		0	0	0	0	0	
Winnipeg.....	4	1	2	3	7		0	0	0	0	0	
Totals.....	291	68	74	142	214		6	0	3	3	12	

NHL HIGHLIGHTS

FIRSTS:

First GP:.....01/13/2007 ANA 2 vs. COL 3
 First Goal:.....01/13/2007 ANA 2 vs. COL 3
 First Goal vs.:.....Budaj, Peter at 5:20 of period 1
 First Asst:.....11/10/2007 CBJ 3 at NSH 4

MOSTS (1 GAME): MOST RECENT

Goals:.....3 (1X) 02/03/2010 CGY 4 vs. CAR 1
 Assists:.....2 (10X) 03/20/2011 CGY 4 at ANA 5
 Points:.....3 (6X) 03/04/2011 CGY 4 vs. CBJ 3 (1G-2A)
 SOG:.....8 (1X) 10/16/2010 CGY 5 vs. EDM 3
 PIM:.....15 (2X) 12/01/2010 CGY 2 vs. VAN 7
 Hat Tricks:.....1 02/03/2010 CGY 4 vs. CAR 1 (3G)
 Multi-Pt Games:.....27 03/20/2011 CGY 4 at ANA 5 (0G-2A)

LONGEST PERSONAL STREAKS:

Goals:.....5 (1X) 02/07/2011 - 02/14/2011 (6G)
 Assists:.....3 (2X) 02/14/2011 - 02/20/2011 (3A)
 Pts:.....8 (1X) 02/07/2011 - 02/22/2011 (7G-5A)

CUPS:

None

2010-11 HIGHLIGHTS

Set new career highs for goals (24), points (43), and penalty minutes (59) in a season... led Calgary players with two short-handed goals... third on the teams in goals (24) and tied for fifth in points (43)... scored the first Flames goal of the season (short-handed) for his 100th career point on Oct. 10 ... picked up a pair of assists for his first multipoint game of the season on Oct. 21 ... scored a pair of goals on Nov. 9 ... had his third multi-point game (1G,1A) on Nov. 19 ... scored his seventh goal of the season which was the 10,000th franchise goal on Nov. 26 ... led the team in hits (5) on Nov. 27... tied a career-high with three points (2G, 1A) on Jan. 7... scored in back-to-back games with a goal on Jan. 11... registered back-to-back game-winners on Feb. 7-9... scored his 19th goal on Feb. 14 and had a career-high five game goal scoring streak... had a career-high eight game point streak (7G, 5A) ending on Feb. 22... had a goal and two assists on Mar. 4... back-to-back-to-back game-winners on Mar. 4, 6, 9 (in a shootout)... set a new career-high with a pair of assists to earn his 41st point on Mar. 20.

CAREER HIGHLIGHTS

2009-10: Scored a goal against his former team (EDM) on Oct. 3 ... scored his second goal of the season against another former team (CBJ) on Oct. 13 ... scored a short-handed goal on Oct. 16 ... scored against his former team (CLB) for the second time this season on Oct. 20 ... received a 3 game suspension on Nov. 7 ... registered an assist in his first game back from suspension on Nov. 17 ... scored his fifth goal of the season on Nov. 23... scored an empty net short-handed goal and tied a career-high in points (3) and assists (2) in a game on Nov. 30 ... scored the game-winner against former club (EDM) on Dec. 31 ... back-to-back game-winning goals, tied career-high with two goals and three points on Jan. 2 ... recorded his first career hat-trick on Feb. 3 ... played his 200th career game on Feb. 5 ... scored his 4th short-handed goal of the season on Mar. 5 ... unsuccessful (J. Howard) on his first ever penalty shot attempt on Mar. 15 ... missed Mar. 19-Apr.10 with a lower body injury **2008-09:** Finished the season appearing in 74 games scoring 13 goals and 27 assists for 40 points (all are career-highs) ... registered his first point as a Flame with an assist on Oct. 14 COL 4 at CGY 5 ... scored his first goal as a Flame, which was the game-winner on Oct.28 COL 0 at CGY 3 ... registered his first three point game (1G, 2A), and was a team high +3 on Nov.25 LAK 2 at CGY 6 ... extended his points streak with an assist to four games (3G, 4A) on Nov. 29 VAN 1 at CGY 3 ... missed six games (Dec.16-19) due to a lower body injury sustained on Dec. 12 ...had two assists and five shots on net Mar. 5 CGY 5 at PHI 1 ... had a goal and an assist on Mar. 14 CGY 6 at TOR 8 ... scored the game-winning goal and added an assist on Mar. 23 DET 3 at CGY 5 ... missed the last two games of the regular season. **PLAYOFFS:** Played in all six games collecting three assists ... recorded his first career playoff point (assist) in his first playoff game on Apr. 16 CGY 2 at CHI 3 OT ... registered his first multi-point playoff game with a pair of assists on Apr. 20 CHI 2 at CGY 4 **2007-08: BLUE JACKETS:** Scored 15 goals and added 10 assists for 25 points and 53 PIMS in 62 games played (9-4-13 with 28 PIM in 26 GP with Edmonton) and (6-6-12 with 25 PIM in 36 GP with Columbus) ... was 19th in NHL rookie scoring race and finished among rookie leaders in goals (5th), shooting pct. (3rd at 14.4%), 11th in plus/minus (+8), 13th in hits (94) & PIM (53) and 17th in shots (104) ... scored points in six of last 14 games (7-1-8; Mar. 9-Apr. 3) ... scored goals (6) in four of last nine games (Mar. 18-Apr. 3) ... scored both goals in Oilers 3-2 loss at Calgary (Apr. 1) for his 2nd career multiple goal game ... scored a career-high 2 goals vs. Phoenix (Mar. 18) for his 1st career multiple goal game & scored goals vs. Minnesota (Mar. 24) & at Colorado (Mar. 28) ... had a two-game goal scoring streak (2-0-2; Feb. 22-24) ended vs. Detroit (Feb. 26) ... had a two-game scoring streak (0G, 3A); Feb. 12-14) ended at Vancouver (Feb. 16) ... registered two assists vs. Minnesota (Feb. 12) for his first points as an Oiler & first multiple point game with Edmonton ... **OILERS:** Made Oilers debut vs. Calgary (Feb. 1) ... **2006-07:** Played in nine games with Anaheim and Columbus ... made his NHL debut with the Ducks and had a goal Jan. 13 vs. Colorado ... split the remainder of the season with Portland and Syracuse of the AHL... had 16 points (6G, 10A) with 74 penalty minutes and was +3 in 31 games with Portland ... added 19 goals and 16 assists for 35 points with 53 penalty minutes and was +1 in 29 games with the Crunch ... set career-highs in goals, assists, points, plus/minus rating and penalty minutes ... had five power-play goals and three short-handed tallies ... **2005-06:** Notched 15-10-25 with 85 penalty minutes and was +7 in 41 games with Portland ... added 10 points (4G, 10A) and 37 penalty minutes ... **2004-05:** Collected nine points (6G, 3A) with 63 penalty minutes in 51 games with Cincinnati of the AHL ... **PLAYOFFS:** Added 1-6-7 and 10 penalty minutes in nine playoff games.

COLLEGE HIGHLIGHTS

2003-04: Finished his senior season at Alaska-Anchorage with 21 goals, 13 assists for 34 points and 79 penalty minutes in 37 games ... led the club in goals and points ... registered 2-1-3 with six penalty minutes and was "even" in seven games with Cincinnati of the AHL ... **2002-03:** Had 23 points (11G, 12A) with 79 penalty minutes in 35 games for Alaska-Anchorage.

THE PLAYERS



NIKLAS
HAGMAN

10



10

NIKLAS HAGMAN

LEFT WING

BORN: Espoo, FIN
DATE: December 5, 1979
HEIGHT: 5'10"
WEIGHT: 205 lbs.
SHOOTS: Left

DRAFTED: FLA - 3rd round, 70th overall, in the 1999 NHL Draft

HOW ACQUIRED: Trade with Toronto on January 31, 2010 along with Jamal Mayers, Matt Stajan and Ian White in exchange for Keith Aulie, Dion Phaneuf and Fredrik Sjöström

CAREER RECORD

Season	Club	Lea.	REGULAR SEASON						PLAYOFFS					
			GP	G	A	PTS	PIM		GP	G	A	PTS	PIM	
1997-98	HIFK Helsinki	FNL	8	1	0	1	0		-	-	-	-	-	
1998-99	HIFK Helsinki	FNL	17	1	1	2	14		-	-	-	-	-	
	Blues	FNL	14	1	1	2	2		4	1	0	1	0	
2000-01	Karpat	FNL	56	28	18	46	32		8	3	1	4	0	
2001-02	Florida	NHL	78	10	18	28	8		-	-	-	-	-	
2002-03	Florida	NHL	80	8	15	23	20		-	-	-	-	-	
2003-04	Florida	NHL	75	10	13	23	22		-	-	-	-	-	
2004	Finland	WCH	5	1	0	1	2		-	-	-	-	-	
2004-05	Davos	Swiss-A	44	18	22	40	20		15	10	7	17	6	
2005-06	Florida	NHL	30	2	4	6	2		-	-	-	-	-	
	Dallas	NHL	54	6	9	15	16		5	2	1	3	4	
2006	Finland	OLY	8	0	1	1	2		-	-	-	-	-	
2006-07	Dallas	NHL	82	17	12	29	34		7	0	1	1	10	
2007-08	Dallas	NHL	82	27	14	41	51		18	2	1	3	14	
2008-09	Toronto	NHL	65	22	20	42	4		-	-	-	-	-	
2009-10	Toronto	NHL	55	20	13	33	23		-	-	-	-	-	
	Calgary	NHL	27	5	6	11	2		-	-	-	-	-	
2010	Finland	OLY	6	4	2	6	2		-	-	-	-	-	
2010-11	Calgary	NHL	71	11	16	27	24		-	-	-	-	-	
TOTALS			NHL	699	138	140	278	206	30	4	3	7	28	
			FLAMES	98	16	22	38	26	-	-	-	-	-	
			FNL	96	31	21	52	20	12	4	1	5	0	

HAGMAN VS NHL

TEAM	Regular Season					Playoffs				
	GP	G	A	PTS	PIM	GP	G	A	PTS	PIM
Anaheim.....	33	14	4	18	8	6	0	0	0	8
Boston.....	26	5	9	14	8	0	0	0	0	0
Buffalo.....	25	0	8	8	2	0	0	0	0	0
Calgary.....	16	5	1	6	8	0	0	0	0	0
Carolina.....	27	7	7	14	2	0	0	0	0	0
Chicago.....	23	7	6	13	8	0	0	0	0	0
Colorado.....	21	3	8	11	6	5	2	1	3	4
Columbus.....	20	3	6	9	4	0	0	0	0	0
Dallas.....	13	1	1	2	4	0	0	0	0	0
Detroit.....	24	3	5	8	18	6	0	1	1	4
Edmonton.....	19	4	3	7	6	0	0	0	0	0
Florida.....	9	5	2	7	2	0	0	0	0	0
Los Angeles.....	31	9	6	15	12	0	0	0	0	0
Minnesota.....	28	6	6	12	8	0	0	0	0	0
Montreal.....	25	4	5	9	2	0	0	0	0	0
Nashville.....	19	2	3	5	12	0	0	0	0	0
New Jersey.....	21	2	3	5	6	0	0	0	0	0
NY Islanders.....	23	6	8	14	4	0	0	0	0	0
NY Rangers.....	23	3	4	7	6	0	0	0	0	0
Ottawa.....	26	6	9	5	21	0	0	0	0	0
Philadelphia.....	24	1	2	3	8	0	0	0	0	0
Phoenix.....	32	4	4	8	12	0	0	0	0	0
Pittsburgh.....	23	8	3	11	4	0	0	0	0	0
St. Louis.....	19	3	1	4	2	0	0	0	0	0
San Jose.....	32	6	6	12	8	6	2	0	2	2
Tampa Bay.....	25	5	6	11	9	0	0	0	0	0
Toronto.....	15	2	4	6	0	0	0	0	0	0
Vancouver.....	24	4	2	6	10	7	0	1	1	10
Washington.....	28	5	3	8	2	0	0	0	0	0
Winnipeg.....	25	5	5	10	4	0	0	0	0	0
TOTALS.....	699	138	140	278	206	30	4	3	7	28

NHL HIGHLIGHTS

FIRSTS:

First GP:.....10/04/2001 FLA 2 at PHI 5
 First Goal:.....11/21/2001 FLA 6 vs. ANA 0
 First Goal vs.:.....Giguere, Jean-Sebastien at 4:18 of period 3
 First Asst:.....10/26/2001 FLA 3 vs. LAK 2

MOSTS (1 GAME): MOST RECENT

Goals:.....3 (2X) 10/26/2009 TOR 6 at ANA 3
 Assists:.....3 (1X) 03/28/2002 FLA 4 at OTT 3
 Points:.....3 (7X) 12/16/2010 CGY 5 vs. TOR 2 (1G-2A)
 SOG:.....10 (1X) 01/15/2010 TOR 1 at WSH 6
 PIM:.....17 (1X) 12/07/2007 DAL 2 vs. OTT 4
 Hat Tricks:.....2 10/26/2009 TOR 6 at ANA 3 (3G)
 Multi-Pt Games:..41 01/11/2011 CGY 5 at CAR 6 (1G-1A)

LONGEST PERSONAL STREAKS:

Goals:.....4 (1X) 11/21/2009 - 11/27/2009 (6G)
 Assists:.....3 (4X) 12/07/2009 - 12/10/2009 (3A)
 Pts:.....6 (1X) 12/03/2009 - 12/12/2009 (2G-5A)

CUPS:

None

2010-11 HIGHLIGHTS

Had his fifth consecutive double-digit goal season (11)... scored the game tying goal on Oct. 16 ... registered a pair of assists and led the team in shots (8) on Nov. 9 ... had his second multi-point (1+1) on Nov. 19 ... had a team high in shots (5) on Dec. 3 ... scored a goal and added a pair of assists against his former team (TOR) on Dec. 16 ... had his fifth multi-point game (1+1) on Jan. 11 ... picked up an assist against his former team (TOR) on Jan. 15 ... missed Feb. 3-5 due to lower body injury ... placed on waivers on Feb. 21 ... scored his 10th goal on Feb. 25 ... left the game with an injury on Mar. 21, missed Mar. 23-Apr. 6.

CAREER HIGHLIGHTS

2009-10: MAPLE LEAFS: Played in 600th career NHL game Jan. 29 at NJD (OTW 5-4) ... on Dec. 30, named to Team Finland for 2010 Olympic Winter Games ... played in 100th career Maple Leafs game Dec. 19 vs. BOS (W 2-0) ... posted a six-game point streak (Dec. 3-12) with seven points (2 G, 5 A) in that span ... was named NHL's Third Star for the week ending November 29 after collecting five goals in three games (Nov. 23-27) ... recorded at least one goal in four-straight games (Nov. 21-27), with six goals in that span ... scored twice, including the game-winning goal, and was named first star Nov. 27 at FLA (W 6-4) ... scored two goals Nov. 25 at TBL (W 4-3) ... registered second-career hat trick Oct. 26 at ANA (W 6-3) ... led the Maple Leafs in goals (20) at the time of the trade to Calgary on Jan. 31 ... **FLAMES:** played first game with the Flames on Feb. 1 ... earned his first point (assist) as a Flame on Feb. 5 ... scored his first goal as a Flame and added an assist on Feb. 9 ... won an Olympic bronze medal for Finland **2008-09:** Signed as a free agent by Toronto on July 1st ... played 65 games for Toronto collecting 42 points (22 G, 20 A) with 4 penalty minutes ... ranked 2nd (tie) on the team in power-play goals (6) ... ranked 3rd (tie) in game-winning goals (3) and 3rd in goals (22) ... set career-highs in assists, points and power-play goals ... played 1st career Maple Leafs game Oct. 9 at DET (W 3-2) ... scored 1st career Maple Leafs goal and point Oct. 13 vs. STL (SOL 4-5) ... collected 1st Maple Leafs assist and added a goal Oct. 23 at BOS (W 4-2) ... played 500th career NHL game Nov. 17 vs. BOS (L 2-3) ... collected 100th career NHL assist Feb. 7 at MTL (W 5-2) ... collected 200th career NHL point (assist) and scored game-winning goal in overtime Feb. 22 at NYR (OTW 3-2) ... scored 100th career NHL goal Mar. 28 vs. BOS (L 5-7) ... scored 1st shootout goal on 5 shootout attempts ... **2007-08:** Played 82 games for Dallas collecting 41 points (27 G, 14 A) with 51 penalty minutes ... ranked 1st on team in short-handed goals (4), game-winning goals (8) and games played (tie) ... ranked 5th (tie) in NHL short-handed goals and 6th (tie) in game-winning goals ... registered a career-high in goals, plus/minus (+4), penalty minutes, short-handed goals, game-winning goals and shots (178) ... only Dallas player to play in all 82 games in both 2006-07 & 2007-08 seasons ... played 400th career NHL game Oct. 5 vs. BOS (W 4-1) ... recorded 1st career hat-trick Feb. 28 vs. CHI (W 7-4) ... registered a career-high (tie) 4-game point streak (3 G, 1 A) Nov. 14 - 21 ... played 18 playoff games collecting 3 points (2 G, 1 A) with 14 penalty minutes ... **2006-07:** Ranked 1st (tie) on Dallas in games played (82) ... registered 100th career NHL point Oct. 23 vs. VAN (W 2-1) ... **PLAYOFFS:** played in 7 playoff games collecting 1 assist ... **2005-06:** Acquired by Dallas from Florida in exchange for a 7th round pick in 2007 Entry Draft - Dec. 12 ... played 300th career NHL game Mar. 13 vs. VAN (W 4-2) ... **PLAYOFFS:** played in 5 playoff games for Dallas collecting 3 points (2 G, 1 A) ... **2003-04:** Played in 200th career NHL game Jan. 23 vs. WAS (W 4-1) ... **2002-03:** Played 80 games for Florida collecting 23 points (8 G 15 A) ... scored 2 goals Mar. 16 at PIT (W 4-2) ... played in 2003 Topps/NHL YoungStars Game Feb. 1 ... **2001-02:** Named NHL Rookie of the Month for March, collecting 10 points (4 G, 6 A) in 14 games ... collected 3 assists, tying a Florida rookie record, Mar. 28 at OTT (W 4-3) ... collected an assist Nov. 7, the 25th anniversary of his father Matt's 1st NHL goal.

INTERNATIONAL HIGHLIGHTS

2009-10: Led the Finnish team in goals (4) and points (6) at the 2010 Winter Olympics and captured a bronze medal... **2008-09:** Played seven games for Finland at 2009 IIHF World Championships collecting six points (1G, 5A)... ranked first on Finland in assists (tie) and third in points. **2005-06:** Played eight games for Team Finland at 2006 Winter Olympics earning a silver medal and collecting one assist... **2004-05:** During the NHL lockout played 44 games for Davos of the Swiss Elite League collecting 40 points (18G, 22A)... played five games for Finland at 2004 World Cup of Hockey and scored one goal... **2003-04:** Was a contributing member of Team Finland in five games at the IIHF World Championships... **2002-03:** Competed in seven games for Team Finland at the IIHF World Championships tallying three points (2G, 1A)... **2001-02:** Played in nine games for Team Finland at the IIHF World Championships tallying seven points (5G, 2A)... competed in the 2002 Winter Olympics earning three points (1G, 2A) in four games... **1997-98:** Played for Team Finland at the IIHF World Junior Championships... earned five points (4G, 1A) in seven games helping Team Finland win the gold medal.

THE PLAYERS



**SCOTT
HANNAN**

23



23

SCOTT HANNAN

DEFENCE

BORN: Richmond, BC
DATE: January 23, 1979
HEIGHT: 6'1"
WEIGHT: 225 lbs.
SHOOTS: Left

DRAFTED: SJS - 1st round, 23rd overall, in the 1997 NHL Draft
HOW ACQUIRED: Signed as a free agent on August 13, 2011

CAREER RECORD

Season	Club	Lea.	REGULAR SEASON						PLAYOFFS					
			GP	G	A	PTS	PIM		GP	G	A	PTS	PIM	
1994-95	Tacoma	WHL	2	0	0	0	0		-	-	-	-	-	
1995-96	Kelowna	WHL	69	4	5	9	76		6	0	1	1	4	
1996-97	Kelowna	WHL	70	17	26	43	101		6	0	0	0	8	
1997-98	Kelowna	WHL	47	10	30	40	70		7	2	7	9	14	
1998-99	Kelowna	WHL	47	15	30	45	92		6	1	2	3	14	
	Kentucky	AHL	2	0	0	0	2		12	0	2	2	10	
	San Jose	NHL	5	0	2	2	6		-	-	-	-	-	
1999-00	San Jose	NHL	30	1	2	3	10		1	0	1	1	0	
	Kentucky	AHL	41	5	12	17	40		-	-	-	-	-	
2000-01	San Jose	NHL	75	3	14	17	51		6	0	1	1	6	
2001-02	San Jose	NHL	75	2	12	14	57		12	0	2	2	12	
2002-03	San Jose	NHL	81	3	19	22	61		-	-	-	-	-	
2003-04	San Jose	NHL	82	6	15	21	48		17	1	5	6	22	
2004	Canada	WCOH	5	0	1	1	4		-	-	-	-	-	
2005	Canada	WC	9	0	0	0	8		-	-	-	-	-	
2005-06	San Jose	NHL	81	6	18	24	58		11	0	1	1	6	
2006-07	San Jose	NHL	79	4	20	24	38		11	0	2	2	33	
2007-08	Colorado	NHL	82	2	19	21	55		9	0	1	1	4	
2008-09	Colorado	NHL	81	1	9	10	26		-	-	-	-	-	
2009-10	Colorado	NHL	81	2	14	16	40		6	0	0	0	4	
2010-11	Colorado	NHL	23	0	6	6	6		-	-	-	-	-	
	Washington	NHL	55	1	4	5	28		9	0	1	1	2	
TOTALS			NHL	830	31	154	185	484	82	1	14	15	89	
			AHL	43	5	12	17	42	12	0	2	2	10	
			WHL	235	46	91	137	339	25	3	10	13	40	

HANNAN VS NHL

TEAM	Regular Season					Playoffs					
	GP	G	A	PTS	PIM	GP	G	A	PTS	PIM	
Anaheim.....	54	4	13	17	44	0	0	0	0	0	
Boston.....	11	2	2	4	0	0	0	0	0	0	
Buffalo.....	11	0	0	0	10	0	0	0	0	0	
Calgary.....	48	1	8	9	28	6	0	2	2	4	
Carolina.....	16	0	1	1	14	0	0	0	0	0	
Chicago.....	38	0	13	13	12	0	0	0	0	0	
Colorado.....	29	1	4	5	20	13	1	1	2	16	
Columbus.....	37	2	13	15	16	0	0	0	0	0	
Dallas.....	53	2	6	8	28	1	0	1	1	0	
Detroit.....	41	1	4	5	20	9	0	1	1	16	
Edmonton.....	45	3	7	10	20	6	0	0	0	4	
Florida.....	18	0	3	3	8	0	0	0	0	0	
Los Angeles.....	51	0	17	17	34	0	0	0	0	0	
Minnesota.....	44	2	8	10	11	6	0	0	0	4	
Montreal.....	12	0	2	2	4	0	0	0	0	0	
Nashville.....	35	0	4	4	26	10	0	3	3	19	
New Jersey.....	12	0	3	3	8	0	0	0	0	0	
NY Islanders.....	16	0	2	2	8	0	0	0	0	0	
NY Rangers.....	16	0	4	4	13	0	0	0	0	0	
Ottawa.....	10	0	1	1	4	0	0	0	0	0	
Philadelphia.....	14	1	3	4	8	0	0	0	0	0	
Phoenix.....	53	5	11	16	43	5	0	2	2	6	
Pittsburgh.....	13	0	1	1	4	0	0	0	0	0	
St. Louis.....	38	1	6	7	24	11	0	3	3	14	
San Jose.....	16	1	3	4	10	0	0	0	0	0	
Tampa Bay.....	18	1	2	3	10	0	0	0	0	0	
Toronto.....	10	2	1	3	2	0	0	0	0	0	
Vancouver.....	48	1	5	6	39	0	0	0	0	0	
Washington.....	10	0	1	1	12	0	0	0	0	0	
Winnipeg.....	13	1	6	7	4	0	0	0	0	0	
TOTALS.....	830	31	154	185	484	82	1	14	15	89	

NHL HIGHLIGHTS

FIRSTS:

First GP:.....10/09/1998 SJ 3 at CGY 3
First Goal:.....02/18/2000 SJ 4 at ANA 4
First Goal vs.:.....Hebert, Guy at 2:28 of period 3
First Asst:.....10/09/1998 SJ 3 at CGY 3

MOSTS (1 GAME): MOST RECENT

Goals:.....1 (31X) 03/03/2011 WAS 3 vs STL 2
Assists:.....2 (11X) 11/19/2010 COL 5 vs NYR 1
Points:.....3 (1X) 01/10/2006 SJ 6 at BOS 2 (1G-2A)
SOG:.....6 (1X) 02/12/2003 SJ 0 at CBJ 1
PIM:.....10 (2X) 12/30/2006 SJ 0 at PHO 8
Multi-Pt Games:.....18 11/19/2010 COL 5 vs NYR 1 (0G-2A)

LONGEST PERSONAL STREAKS:

Goals:.....1 (31X) 03/03/2011 03/03/2011 (1G)
Assists:.....3 (3X) 10/24/2009 10/28/2009 (3A)
Pts:.....3 (5X) 10/24/2009 10/28/2009 (0G-3A)

LONGEST CAREER GAMES PLAYED STREAK:

162 02/19/2003 02/28/2006

CUPS:

None

2010-11 HIGHLIGHTS

AVALANCHE: Appeared in 23 games for Colorado and recorded six assists... **CAPITALS:** Traded to Washington on Nov. 30 in exchange for Tomas Fleischmann... registered five points (1G, 4A) in 55 games for the Capitals... **PLAYOFFS:** Had one assist in nine games as Washington was eliminated in the second round by Tampa Bay.

CAREER HIGHLIGHTS

2009-10: Finished second on the Avalanche in ice time at 21:55 per game...Led Colorado in both even-strength (18:19) and short-handed (3:16) time on ice...Shared the team lead with 81 games... has appeared in 244 of 246 regular season games since signing with Colorado...Finished second on the club with 144 blocked shots...Had a pair of three-game point streaks, Oct. 10-13 and Oct. 24-28...Scored his second goal of the season before leaving with a neck injury on Nov. 23 vs. Philadelphia...Appeared in his 700th NHL game on Dec. 2 at Florida...Did not dress on April 7 at Edmonton, snapping a streak of 148 consecutive games played (longest active streak on the team). **PLAYOFFS:** Appeared in all six postseason games for Colorado and was a team best +3...Finished second on the club in ice time at 22:32 per game... **2008-09:** Led the Avalanche in ice time at 22:22 per game...Also ranked first on the club in even-strength time on ice (18:19)...Appeared in 81 of 82 games...Finished second on the Avs. with 162 blocked shots...Reached his 600th NHL game on Oct. 30 vs. Columbus...Did not dress on Nov. 6 vs. Minnesota (illness)...Scored his only goal of the season on March 22 at San Jose, his first tally in 86 games...Logged a career-high 32:33 of ice time on April 7 at San Jose, the most minutes by an Avalanche player in a regular season game since Adam Foote played 33:27 on Feb. 6, 2003 at Detroit. **2007-08:** One of only two Avalanche players to skate in all 82 games...Led Colorado in even-strength time on ice (19:02) and was second in overall ice time at 22:40...First on the Avalanche in blocked shots with 153...Was +10 over his last 54 games after starting the year -15 through his first 28 contests. **PLAYOFFS:** Registered one assist in nine playoff contests...Missed a playoff game for the first time in his career when he sat out Game Two (CSF) at Detroit due to a foot injury. **2006-07: SHARKS:** Established a new career-high in assists (20) and tied his career best in points (24) with San Jose...Led the Sharks in average ice time (22:49) and blocked shots (140)...Ranked ninth in the NHL in even-strength ice time at 17:53...Played in his 500th NHL game on March 18 at Colorado...Recorded his 100th career assist on March 13 against Chicago. **PLAYOFFS:** Appeared in all 11 playoff games and led the Sharks with 33 penalty minutes and 21 blocked shots...Had an assist in the final two games of the WCQF against the Predators, including a helper on the series-clinching goal in Game 5 (April 20) at Nashville. **2005-06:** Sharks alternate captain established a career-high with 24 points and tied his career-best with six goals...Led all NHL skaters in even-strength ice time (17:31)...Led San Jose in average ice time per game (24:34)...Played in 162 consecutive games from Feb. 19, 2003 to Feb. 28, 2006...Appeared in 400th NHL game on Feb. 4 vs. Anaheim...Set a career-high with three points (1g/2a) at Boston on Jan. 10. **PLAYOFFS:** Recorded one assist in 11 postseason games. **2004-05:** Did not play. **2003-04:** Appeared in all 82 games and led the Sharks in average ice time (23:39)...Played in his 300th NHL game Dec. 22 vs. Anaheim. **PLAYOFFS:** Tied for first among Sharks defencemen in scoring with six points (1g/5a) during the 2004 playoffs...Led the club in average ice time (26:38)...Scored the winning goal (first career playoff goal) in Game One of the WCSF vs. Colorado on April 22. **2002-03:** Led San Jose in average ice time (24:15) and was second among team defencemen in points with 22...Played in his 200th NHL game Nov. 11 vs. N.Y. Rangers. **2001-02:** Was +10 and had 14 points in 75 games for the Sharks. **PLAYOFFS:** Registered two assists in Game 3 win at Phoenix (WCQF) on April 22. **2000-01:** Appeared in 75 games during his first full NHL season...Played in his 100th NHL game March 18 vs. Detroit...Scored his first career gamewinning goal in a 3-2 OT win Nov. 30 vs. Anaheim. **PLAYOFFS:** Led the Sharks in average ice time (25:09)...Posted his second career playoff assist and led all players with six shots in Game 3 of WCQF vs. St. Louis on April 16. **1999-00:** Tied for second on San Jose in plus/minus with a +7 rating...Scored his first NHL goal on Feb. 18 at Anaheim. **PLAYOFFS:** Registered his first playoff assist in his first playoff game May 7 at Dallas (WCSF). **1998-99:** Collected two assists in his NHL debut with the Sharks in Japan on Oct. 9 against Calgary...Played five games with the Sharks before returning to Kelowna...Named to the WHL's Western Conference First All-Star Team and played in the WHL All-Star Game...Named Kelowna's MVP...Made his AHL debut with Kentucky on April 16 vs. Cincinnati.

INTERNATIONAL HIGHLIGHTS

2004-05: Skated for the gold medal-winning Team Canada at the 2004 World Cup of Hockey... played on the silver medal-winning Canadian squad at the 2005 IIHF World Championship.

JUNIOR HIGHLIGHTS


Played 235 regular season and 25 playoff games over part of one season with Tacoma and parts of four seasons with Kelowna of the WHL, and recorded 46 goals, 91 assists, and 339 PIM.

THE PLAYERS



JAROME
IGINLA

12



12

JAROME IGINLA

RIGHT WING

BORN: Edmonton, AB
DATE: July 1, 1977
HEIGHT: 6'11"
WEIGHT: 210 lbs.
SHOOTS: Right

DRAFTED: DAL - 1st round, 11th overall, in the 1995 NHL Draft
HOW ACQUIRED: Trade with Dallas on December 19, 1995 with Corey Millen for Joe Nieuwendyk

CAREER RECORD

		REGULAR SEASON						PLAYOFFS					
Season	Club	Lea.	GP	G	A	PTS	PIM	GP	G	A	PTS	PIM	
1991-92	St. Albert	AAHA	36	26	30	56	22	-	-	-	-	-	
1992-93	St. Albert	AMHL	36	34	53	*87	20	-	-	-	-	-	
1993-94	Kamloops	WHL	48	6	23	29	33	19	3	6	9	10	
1994-95	Kamloops	WHL	72	33	38	71	111	21	7	11	18	34	
1995-96	Kamloops	WHL	63	63	73	136	120	16	16	13	29	44	
1996	Canada	WJC	6	*5	7	*12	4	-	-	-	-	-	
1995-96	Calgary	NHL	-	-	-	-	-	2	1	1	2	0	
1996-97	Calgary	NHL	82	21	29	50	37	-	-	-	-	-	
1997	Canada	WC	11	2	3	5	2	-	-	-	-	-	
1997-98	Calgary	NHL	70	13	19	32	29	-	-	-	-	-	
1998-99	Calgary	NHL	82	28	23	51	58	-	-	-	-	-	
1999-00	Calgary	NHL	77	29	34	63	26	-	-	-	-	-	
2000-01	Calgary	NHL	77	31	40	71	62	-	-	-	-	-	
2001-02	Calgary	NHL	82	*52	44	*96	77	-	-	-	-	-	
2002	Canada	OLY	6	3	1	4	0	-	-	-	-	-	
2002-03	Calgary	NHL	75	35	32	67	49	-	-	-	-	-	
2003-04	Calgary	NHL	81	*41	32	73	84	26	*13	9	22	45	
2004	Canada	WCOH	6	2	1	3	2	-	-	-	-	-	
2005-06	Calgary	NHL	82	35	32	67	86	7	5	3	8	11	
2006	Canada	OLY	6	2	1	3	4	-	-	-	-	-	
2006-07	Calgary	NHL	70	39	55	94	40	6	2	2	4	12	
2007-08	Calgary	NHL	82	50	48	98	83	7	4	5	9	2	
2008-09	Calgary	NHL	82	35	54	89	37	6	3	1	4	0	
2009-10	Calgary	NHL	82	32	37	69	58	-	-	-	-	-	
2010	Canada	OLY	7	5	2	7	0	-	-	-	-	-	
2010-11	Calgary	NHL	82	43	43	86	40	-	-	-	-	-	
TOTALS		NHL	1106	484	522	1006	766	54	28	21	49	70	
		WHL	183	102	134	236	264	56	26	30	56	88	

IGINLA VS NHL

TEAM	Regular Season					Playoffs				
	GP	G	A	PTS	PIM	GP	G	A	PTS	PIM
Anaheim.....	56	27	27	54	59	7	5	3	8	11
Boston.....	17	6	8	14	4	0	0	0	0	0
Buffalo.....	17	6	4	10	6	0	0	0	0	0
Carolina.....	15	9	4	13	17	0	0	0	0	0
Chicago.....	54	23	22	45	21	8	4	2	6	0
Colorado.....	83	33	38	71	77	0	0	0	0	0
Columbus.....	40	23	25	48	36	0	0	0	0	0
Dallas.....	53	1	17	31	43	0	0	0	0	0
Detroit.....	56	17	33	50	68	12	3	5	8	19
Edmonton.....	82	32	43	75	78	0	0	0	0	0
Florida.....	18	8	6	14	11	0	0	0	0	0
Los Angeles.....	55	28	29	57	42	0	0	0	0	0
Minnesota.....	61	31	27	58	12	0	0	0	0	0
Montreal.....	25	9	13	22	12	0	0	0	0	0
Nashville.....	44	28	24	52	15	0	0	0	0	0
New Jersey.....	16	5	7	12	2	0	0	0	0	0
NY Islanders.....	16	8	6	14	9	0	0	0	0	0
NY Rangers.....	17	11	7	18	6	0	0	0	0	0
Ottawa.....	21	6	7	13	8	0	0	0	0	0
Philadelphia.....	17	7	8	15	17	0	0	0	0	0
Phoenix.....	55	30	20	50	47	0	0	0	0	0
Pittsburgh.....	17	7	5	12	10	0	0	0	0	0
St. Louis.....	56	26	41	67	32	0	0	0	0	0
San Jose.....	57	23	20	43	35	13	8	6	14	26
Tampa Bay.....	17	12	6	18	8	7	3	2	5	5
Toronto.....	32	14	15	29	12	0	0	0	0	0
Vancouver.....	80	27	41	68	72	7	5	3	8	9
Washington.....	17	6	9	15	2	0	0	0	0	0
Winnipeg.....	12	8	10	18	2	0	0	0	0	0
Totals.....	1106	484	522	1006	766	54	28	21	49	70

NHL HIGHLIGHTS

FIRSTS:

First GP:.....10/05/1996 CGY 1 at VAN 3
 First Goal:.....10/05/1996 CGY 1 at VAN 3
 First Goal vs.:.....McLean, Kirk at 14:50 of period 1
 First Asst:.....10/14/1996 CGY 4 at NYR 5

MOSTS (1 GAME): MOST RECENT

Goals:4 (1X) 02/23/2003 CGY 4 at PHX 2
 Assists:3 (14X) 10/22/2010 CGY 6 at CBJ 2
 Points:5 (2X) 03/01/2009 CGY 6 vs. TBL 8 (2G-3A)
 SOG:10 (4X) 03/15/2007 CGY 2 at DAL 4
 PIM:19 (1X) 10/28/2003 CGY 2 at COL 4
 Hat Tricks:12 04/06/2011 CGY 6 vs. EDM 1 (3G)
 Multi-Pt Games:.....261 04/06/2011 CGY 6 vs. EDM 1 (3G-1A)

LONGEST PERSONAL STREAKS:

Goals:6 (2X) 11/28/2006 - 12/12/2006 (7G)
 Assists:6 (1X) 10/22/2001 - 11/03/2001 (10A)
 Pts:16 (1X) 01/29/2000 - 03/05/2000 (12G-14A)

CUPS:

None

2010-11 HIGHLIGHTS

Was third in the NHL in goals (43), sixth in points (86), fifth in power-play goals (14), and 10th in shots on goal (289)... has the NHL's longest active streak of 20+ goal seasons (12) ... 11th career hat-trick on Nov. 19 ... scored his 450th career goal (Nov. 22) ... scored a pair including the overtime game-winner on Dec. 13 ... had a season high nine game point streak (5G, 7A) Nov. 29 - Dec. 16 ... earned his 500th career assist on Jan. 11 ... scored his 20th goal and added an assist on Jan. 21 ... earned his 50th point on Feb. 7, 12th consecutive season with 50+ points ... scored his 25th goal for the 12th consecutive season on Feb. 14 ... had consecutive three point games on Mar. 1 and 2 ... scored his 30th goal on a penalty shot on Mar. 6 - only 10th player to score 30+ goals in 10 consecutive seasons ... Named NHL 1st Star of the Week Mar. 7 ... cracked the NHL's top 50 goal scorers on Mar. 17 at 473 ... with two goals and an assist, reached 1,000 points and the 80 point plateau for 5th time ... had his 12th career hat-trick and hit the 40+ goal plateau for the 4th time (tying Joe Nieuwendyk) on Apr. 6.

CAREER HIGHLIGHTS

2009-10: NHL First Star of the Week Nov. 1-7 ... scored his third game-winning goal in the past four games on Nov. 10 ... hat-trick (9th career) on Nov. 21... pair of assist for second consecutive game on Nov. 28 ... third consecutive multi-point game (1+1) on Nov. 30 ... NHL's First Star November with 13 goals and seven assists in 14 games. ... NHL's top goal scorer (13) and point earning (20) for November ... scored his 20th goal on Dec. 27 ... named to Canada's Olympic team on Dec. 30 ... passed Fleury for 2nd spot on Flames assist leaders (467) on Jan. 28 ... four points (2+2) and +4 on Jan. 30 ... played his 1000th game for the Flames on Feb. 5 ... netted his 25th goal (11th straight season with 25+ goals) on Feb. 11 ... won an Olympic gold medal (CAN), assisted on the winning goal ... 10th career hat-trick on Mar. 7 - passed Gary Roberts for 61st spot on NHL all time goal scorers list **2008-09:** Led the Flames with 89 points (35G, 54A) while playing in all 82 games ... one of only two Flames (Conroy, Leopold) to play in every game ... finished 8th in NHL scoring ... finished T-10 in assists in NHL ... won the Mark Messier NHL Leadership Award ... registered his first multi-point game and a "Gordie Howe Hat-trick" with a PPG and an assist on Oct. 14 COL 4 at CGY 5 ... registered his first hat-trick of the season on Oct. 23 CGY 5 at NSH 3 ... registered his second three point night (1G, 2A) on Oct. 25 CGY 4 at PHX 1 ... Named as the NHL's First Star of the Week (5+2+7) Oct. 18-25 ... had four points (2G, 2A) including the game-winning goal on Nov. 6 NSH 6 at CGY 7 ... earned his 400th career NHL assist on Nov. 20 CGY 1 at COL 0 ... scored two goals and added two assists on Dec. 16 CGY 6 at STL 3 - it is the third consecutive year that he has recorded four points (2G, 2A) on Dec. 16 ... recorded his 800th career point with an assist on Dec. 19 CHI 3 at CGY 2 (OT) ... registered a career-high five point game (2G, 3A) on Dec. 31 EDM 4 at CGY 6 ... played in his 900th career game on Jan. 6 SJ 2 at CGY 5 ... scored his first career NHL All-Star goal (Team West) on Jan. 25 in Montreal ... scored a goal and an assist on Feb. 17 VAN 4 at CGY 3 (SO), the two points moves him past Al MacInnis to 2nd place on the Calgary Flames all time points list at 823 ... registered his 3rd four point (2G, 2A) game of the season on Feb. 24 CLB 1 at CGY 4 ... became the all time franchise leader in points picking up an assist on Craig Conroy's goal at 8:07 of the 2nd period, tied a career-high in points for a game at five (2G, 3A), and scored his 400th career goal on March 1 TB 8 at CGY 6 ... recorded his 30th goal of the season on March 8 CGY 2 at ATL 5, this is the 8th consecutive season in a row he has hit the 30 goal mark ... had a team high eight game scoring streak Feb. 21-Mar. 10 (9G, 8A) ... scored his 35th goal of the season on Apr. 3 CGY 1 at VAN 4, this marks the 7th consecutive year he has reached the 35 goal plateau. **PLAYOFFS:** Collected three goals and one assist in six playoff games ... scored a power-play goal and added an assist on Apr. 18 CGY 2 at CHI 3 ... passed Jim Peplinski and Lanny McDonald for 8th on the Flames all time points list, and passed Doug Risebrough for 15th on the Flames all time games played list with 50 ... Iginla's 28 career playoff goals places him 4th on the Flames all time playoff goals list, one behind Theo Fleury ... scored a pair of goals on Apr. 22 CHI 4 at CGY 6 **2007-08:** Led all Flames in goals (50), assists (48), points (98) which was also a new career-high, games played (82) +/(-) +27, game-winning goals (9) power-play goals (9), and shots (338) ... registered a team high 25 multi-point games ... finished 3rd in NHL in scoring (98), goals (50), game-winning goals (9), 4th in shots (338), T-8th in power-play goals (15) T-9th in +/(-) +27 ... had the Flames longest goals streak (Dec. 11-18 five games long) and the longest points streak (Oct. 30 - Nov. 17, five goals and five assists in eight games) ... was named the NHL's second Star of the Week (Oct. 15-21) registering 3G, 5A in three games ... was the Flames Molson Cup winner for the month of October (donating \$1000 to Juvenile Diabetes) ... surpassed Theoren Fleury for 2nd spot amongst all time Flames in games played with 792 games on Nov. 3 CGY 1 at MIN 4 ... played in his 800th career NHL game on Nov. 22 CHI 2 at CGY 1 ... set the all time franchise record for games played at 804 (surpassing Al MacInnis) on Nov. 29 ANA 4 at CGY 1 ... recorded his 700th career point on Dec. 1 CLB 4 at CGY 3 (OT) ... was named as the NHL's First Star of the Week (Dec. 10-16) registering seven goals (2 GWG) and three assists in four games (all road wins) ... scored his 25th goal of the campaign (50th point) on Dec. 27 CGY 3 at VAN 5 ... won the Molson Cup for the month of December (donating \$1000 to Doctors Without Borders) ... voted to the NHL's Western Conference Starting Line-up for the All-Star Game for the first time on Jan. 8 ... Named as the team captain for the Western Conference All-Star Team on Jan. 16 ... registered one assist at the 2008 NHL All-Star Game on Jan. 27 ... scored the game-winner and added an insurance goal to tie Theo Fleury at 364 for the all-time goal leader with the Calgary Flames on Mar. 1 CGY 3 at PHX 1 ... scored his 365th goal as a Flame making him the all-time franchise goal scoring leader, also added two assists on Mar. 10 STL 3 at CGY 7 ... registered his second hat-trick of the season on Mar. 22 MIN 4 at CGY 5 ... was awarded the J.R. McCaig Award ... scored his 50th goal of the season on Apr. 6 CGY 7 at VAN 1 (the last game of the season), marking the second time in his career he has reached the 50 goal plateau ... won the Molson Cup three star Award ... was runner up for the Hart trophy ... **PLAYOFFS:** Led the Flames in goals (4), assists (5), points (7), power-play goals (3), and average ice time amongst forwards (22:42) ... registered four multi-point games out of seven during the post season ... **2006-07:** 1st on team in points (94), goals (34), time on ice amongst forwards (22:03), shots (264), game-winning goals (7), and T-2nd in PPG (13) and 2nd in assists (55) ... finished 11th in NHL goal scoring (39), 12th in points (94), and 17th in assists (55) ... Flames were 20-7-0-2 when scoring ... notched 27 MP games ... registered his 300th career assist on Dec. 5 vs. CAR (W 3-0) ... scored his 300th career goal, and 600th career point, on Dec. 7 at MIN (L/SO 3-2) ... missed 12 games due to a knee injury, and tied a career low with 70 games played ... had his largest offensive output of the season with two goals and two assists, led the Flames with a +3 and shots (4) on Dec. 12 vs. MIN (W 5-2), and was named the games 1st star for the third consecutive game ... had his second four point night in the past three games with two goals and two assists, including the game-winning goal on Dec. 16 at PHX (W 6-3), and was named the game 1st star for the fourth time in five games ... was named the NHL's First Star for the month of December registering 6P15 G10 A16 PTS26 PIM4 +/(-) +9 ... scored his 23rd goal of the season and left the game with a knee injury on Jan. 4 vs. FLA (W/OT 5-4) ... had a three point night (1+2) in his first game back after missing 11 games with a knee injury on 2/2/07 vs. CLB (W 6-2), and was named the game 3rd star ... tied a season high in goals (2) and points (4), including scoring his 100th career power-play goal, scoring the game-winning goal, and passing Joe Nieuwendyk for 2nd spot on the all time Flames goal scorers list on Feb. 24 vs. SJ (W 7-4), and was named the games 1st star ... scored the winning goal in the shoot out to give the Flames its first shoot out victory of the season on Feb. 28 vs. MIN (W 2-1 SO) ... was the winner of the Molson Cup Standings for the month of February, and named Doctor's Without Borders as the recipient of the \$1000 donated on his behalf ... tied a Flames team record high with 10 shots on Mar. 15 at DAL (L 4-2), and was named as the games 2nd star ... scored a hat-trick (the only Flames hat-trick of the season) on Mar. 29 at MIN (W 4-2), and was named as the games 1st star ... finished the season 3rd on the all time Flames points list (664), 2nd on the Flames all-time goals list (324), 4th on the Flames all-time assists list (340), and 3rd on the Flames all time games played list (778) ... **PLAYOFFS:** played in all six games vs. DET leading the Flames with four points (2+2) ... registered his first multi-point game of the 2007 playoffs with two assists on Apr. 9 vs. DET (W 3-2) ... **2005-06:** One of only four Flames to appear in all 82 games leading the team with 67 points ... 1st on team in points, goals, PP goals, shots, 2nd in assists, 2nd in PP points and T-3rd in GW goals ... scored 31 points on the PP and three points while SH ... Flames were 18-7-4 when scoring ... notched 15 MP games - Flames were 13-1-1 during these games ... Flames were 6-0-0 when posting a multiple goal games and 4-0-0 with more than one assist in a game ... scored his 35th goal and added an assist on Apr. 17 at ANA ... surpassed Gary Suter for 4th place on the Flames all-time points with a goal and assist on Apr. 8 at VAN ... posted his 500th NHL career PIM on Apr. 3 vs. DET ... played in his 700th career game on Apr. 1 EDM ... posted two assists including one on the GWC on Mar. 31 vs. COL - 2nd assist tied him for 5th on the Flames all-time points list with Kent Nilsson (562) ... scored two goals (his 29th and 30th of the season - 5th time he has reached the 30th goal mark) on Mar. 13 vs. COL ... scored two goals and added an assist passing Guy Chouinard for 6th on the Flames all-time points leaders (530) on Dec. 7 at NJ ... scored the GW/PP/penalty shot goal while adding two assists and a fight (to complete the "Gordie Howe Hat Trick") on Nov. 10 at PHX ... was also his first successful penalty shot goal ... scored his 256th goal as a Flame to move ahead of Gary Roberts for third on the club's all-time goal list while adding a PP assist on the GW goal ... posted an assist on Oct. 10 at COL surpassing Gary Roberts for 7th on the Flames all-time points list (506) ...

CAREER HIGHLIGHTS CON'T

averaged 21:41 of ice-time ... **PLAYOFFS:** Played in all seven games vs. ANA leading the Flames with eight points (5G, 3A) ... 1st on the team in points, goals, T-4th in assists, T-3rd in +/- (+3), 4th in PIMs and 1st in shots (24) ... was T-7th in NHL in points and T-4th in goals after first round ... scored a SH goal and added a PP assist in GM2 vs. ANA on Apr. 23 ... scored both Flames goals in GM4 at ANA on Apr. 27 ... scored a PP goal and the GW goal in GM5 vs. ANA on Apr. 29 ... 2004-05: Represented Canada at the World Cup of Hockey ... **2003-04:** Led the Flames in goals (41), points (73), +/- (+21), GW goals (10), PP goals (8), SH goals (4), GT goals (1), Shots (265) and 2nd in assists (32) ... nominated for the Hart Trophy ... T-1st in the NHL in goals (41), T-16th in points (73), T-4th in SH goals (4), T-6th in SH points (5), T-1st in GW goals (10) and 9th in shots (265) ... named runner-up for Offensive Player-of-the-Week (OPW) for the week of Mar 1-7 with six points in four games ... named runner-up for the OPW (Feb. 9-15) with six points in four games ... played in the Western Conference Team for the 2004 NHL All-Star Game ... posted 31 points at home and 42 on the road ... notched 21 PP points and five while SH ... Flames were 23-5-3-1 when scoring and 15-1-2-1 when posting a MP game (posted 19 during season) ... scored his 41st goal to tie for the Rocket Richard Trophy on Apr. 4 at ANA ... recorded two assists including his 500th NHL career point on Mar. 27 vs. LA ... scored two goals, including the GW, and added an assist to finish the night +4 on Mar. 2 at STL ... scored the GW goal and added an assist in his 600th career game on Feb. 11 at VAN ... posted his 4th career hat-trick and 1st at the Saddledome on Feb. 3 vs. LA ... scored two goals and added an assist on Jan. 30 vs. CHI (2nd goal was 230th of career passing Kent Nilsson for 4th on Flames all-time goals list) ... recorded two assists to pass Paul Reinhart for 9th place on the Flames all-time points list on Nov. 27 vs. COL ... scored a goal on Nov. 9 at CLB to tie Al MacInnis for sixth place on the Flames all-time goal list (213) ... posted a "Gordie Howe Hat Trick" with a goal, an assist and a fight while also adding another assist on Oct. 25 at EDM ... named team Captain on Oct. 8 ... averaged 21:18 of ice-time ... missed one game due to injury ... voted the Best Hockey Player at the ESPY Awards ... **PLAYOFFS:** posted 22 points in 26 games ... led the Flames in goals (13), points (22), +/- (+13), PP goals (4), SH goals (2), T-1st in GW goals (3), 3rd in assists (9) and 3rd in PIMs (45) ... 1st in NHL in goals (13), T-1st in SH goals (2), 2nd in +/- (+13) ... led the Flames with eight points (5G, 3A) in seven games vs. VAN ... scored two goals and assisted the OT/PP goal in Game 7 on Apr. 19 at VAN ... posted four MP games and a six game scoring streak from Apr. 27-Mar. 11 (2G, 4A) ... scored the GW goal and posted a PP assist on Apr. 15 at VAN ... scored one goal and added three assists in six games vs. DET ... assisted the OT winner in Game 6 vs. DET ... assisted the GW goal in Game 5 on May 1 at DET ... played in all six games in the Western Conference Championship vs. SJ leading the Flames with four goals, a +6 rating while also posting an assist ... scored the GW/SH goal and went +2 in Game 5 at SJ on May 17 ... assisted the OT winner in GAME 1 at SJ on May 9 ... led the Flames with five points in the Stanley Cup Finals vs. TW ... scored a goal, assisted the OT winner, went +2 and lead all skaters with 30:54 of ice-time in Game 5 at TB on June 3 ... scored a PP goal, added a PP assist on the GW goal and recorded a fight to complete the Gordie Howe Hat Trick (goal, assist & fight) in Game 3 vs. TB on May 29 ... scored the GW/SH goal in his first Stanley Cup Final appearance in game one at TB on May 25 ... **2002-03:** Led the Flames in points (67), 2nd in assists (32) and 1st in goals (35) ... recorded 32 points (14G, 18A) at home and 35 points (21G, 14A) on the road ... Flames were 13-11-4-0 when scoring a goal ... posted 16 MP games, four MG games and five MA games; Flames were 10-4-2-0 during MP games ... posted a "Gordie Howe Hat Trick" with a goal, an assist and a fight on Mar. 18 at LA ... scored a career-high four goals including his 200th career NHL goal (PP, SH, EV & EN) and was +3 on Feb. 23 at PHX ... scored his 2nd career hat-trick and added an assist on Feb. 7 at EDM ... scored his 400th NHL career point (goal) on Feb. 6 vs. CHI ... averaged 21:25 minutes of ice-time ... missed seven games due to injury ... posted an assist for the Western Conference team and came in second in the hardest shot competition at the 2003 All-Star Weekend ... named the 2002 Calgary Booster Club Male Athlete of the Year ... **2001-02:** Won the Art Ross Trophy as the NHL's leading point scorer and the Maurice Rocket Richard Trophy as the NHL's leading goal scorer - also captured the Lester B. Pearson Award as the NHLPA's MVP as voted on by the other NHL players ... led the NHL in points (96) and goals (52), 2nd in PP goals (16), T-6th in PP points (30), T-7th in GT goals (2), T-9th in GW goals (7), 4th in shots (31) and T-7th in +/- (+27) ... 1st on the team in points (96), goals (52), +/- (+27) and 2nd in assists (44) ... named NHL Player of the Month for November after scoring 18 points (12 G, 6 A) in 12 games ... named NHL Player of the Week for the week of Oct. 22-28 posting 11 points (4G, 7A) and a +5 rating in four games ... won the Molson Cup (3-Star Selections) and Scurlfield Humanitarian Award for the second consecutive season ... recorded 31 MP games, 11 MG games and 11 MA games - team was 20-3-5-2 when posting a MP game ... Flames were 23-10-5-2 when scoring a goal ... scored his 50th and 51st goals of the season on Apr. 7 at CHI (8th time a Calgary Flame has scored 50+ goal - and only NHL player to score 50 goals in 2001-02 season) ... scored his 1st NHL career hat trick (natural), added an assist and went +4 on Mar. 4 at NYR ... posted 31 points (18G, 13A) in 15 games (tied-longest streak in NHL during season) from Oct. 18-Nov. 22 ... scored two goals on Nov. 20 vs. Los Angeles (2nd goal was his 300th NHL career point) ... recorded a "Gordie Howe Hat Trick" with a goal, an assist and a fight (also added another assist) on Oct. 10 at DET - for the 2nd time in his career (1st also vs. DET) ... **2000-01:** 1st on the team in points (71), 1st in goals (31), 2nd in assists (40), 2nd in shots (209), 1st in GT goals (3) and T-2nd in PP goals (10) ... led the team in PP points (28) ... the Flames were 12-10-4-1 when scoring a goal ... posted 19 MP games; Flames were 10-5-4-0 when posting a MP game ... scored his 30th goal of the season for the 1st time in his career on Mar. 25 at CHI ... scored a career-high four points (1G, 3A) on Jan. 21 vs. DET (also recorded a fighting major to complete the "Gordie Howe" Hat-Trick with a goal, an assist and a fight) ... scored his 100th NHL career goal on Dec. 9 vs. CAR ... named and assistant captain on Dec. 7 ... missed five games due to injury ... donated \$1,000 for each goal scored during the season to KidsSport Calgary (\$3,000) ... **1999-00:** Named FedEx/NHL Player of the Month for Feb. recording 21 points (10G, 11A) in 12 games ... finished 2nd on the team in goals (29), 2nd in points (63), second in GW goals (4), third in PP points (23) and 3rd in assists (34) ... posted 15 MP games ... recorded a career-high four points (1G, 3A) on Feb. 26 vs. ATL ... posted a 16 game point scoring streak (longest streak in the NHL that season) posting 26 points (12G, 14A) from Jan. 29-Mar. 5 ... scored 37 points (17G, 20A) at home and 26 points (12G, 14A) on the road ... **1998-99:** Was the only Flame to play in all 82 games ... finished 1st in goals (28), 2nd in shots (211) and T-2nd in PP goals (7), GW goals (4) and GT goals (1) ... 4th on the team in points (51) ... recorded 14 multi-point games, including three points (1G, 2A) on Mar. 9 at STL ... scored four two-goal games ... posted three consecutive MP games from Mar. 5-9 posting seven points (2G, 5A) at that span ... **1997-98:** Recorded eight MP games ... played in his 100th NHL career game on Nov. 9th at DET ... scored the Flames 1st goal of the season for the second consecutive year ... 1996-97: Played in his first NHL season, appearing in all 82 regular season games for the Flames (one of only three Flames) ... led all NHL rookies in points with 50 (21G, 29A), 3rd in goals (21), 3rd in assists (29) and 1st in PP goals (8) ... runner-up for the Calder Trophy for the NHL's most outstanding rookie ... collected nine MP games, including three assists on Feb. 7 vs. WSH ... went +6 in three games from Jan. 4-9 ... changed his jersey number from 24 to 12 on Jan. 2, 1997 ... **1995-96:** **PLAYOFFS:** Appeared in his first NHL career playoff game Apr. 21, 1996 vs. CHI ... recorded two points (1G, 1A) in two playoff appearances.

INTERNATIONAL HIGHLIGHTS

2009-10: Led the 2010 Winter Olympics in goals (5) and won his second Olympic gold medal with Team Canada, the other in 2002... assisted on Sidney Crosby's overtime game-winning "golden goal" in the gold medal game versus the United States. **2005-06:** Scored two goals and added an assist in six games with Canada at the 2006 Winter Olympics. **2003-04:** Captured the World Cup of Hockey Championship with Team Canada posting two goals and one assist in six games. **2001-02:** Won a gold medal with Team Canada at the 2002 Winter Olympics scoring three goals and adding an assist in six games - scored three points (2G, 1A) in the Gold Medal win over the U.S.... **1996-97:** Represented Canada's gold-medal team at the 1997 World Championships... **1995-96:** Led Canada to the gold medal at the 1996 World Junior Hockey Championships in Boston, MA with 12 points (5G, 7A) in six games... earned First All-Star Team honours, named the Tournament's Most Outstanding Forward, and was the scoring champion.

JUNIOR HIGHLIGHTS


Played three seasons in the Western Hockey League scoring 246 points (102G, 134A) in 183 games ... won two Memorial Cup championships with Kamloops Blazers in '93-'94 and '94-'95 ... **1995-96:** Recorded 136 points (63G, 73A) in 63 games with Kamloops, ranked fourth in the WHL ... posted seven points vs. the Seattle Thunderbirds Feb. 9 (1G, 6A)...named WHL Player-of-the-Year and named to WHL's First All-Star Team ... **1994-95:** Posted 18 points in the playoffs during Kamloops second straight Memorial Cup Championship ... won the George Parsons Trophy for sportsmanship ... **1993-94:** Played in his rookie season in the WHL posting 39 points in 48 games ... recorded nine points in the playoffs en-route to his first Memorial Cup Championship.

THE PLAYERS



**RAITIS
IVANANS**

41



41

RAITIS IVANANS

LEFT WING

BORN: Riga, LAT
DATE: January 3, 1979
HEIGHT: 6'3"
WEIGHT: 231 lbs.
SHOOTS: Left

HOW ACQUIRED: Signed as a free agent on July 2, 2010

CAREER RECORD

		REGULAR SEASON						PLAYOFFS					
Season	Club	Lea.	GP	G	A	PTS	PIM	GP	G	A	PTS	PIM	
1997-98	Flint	UHL	18	0	1	1	20	-	-	-	-	-	
1998-99	Macon	CHL	16	1	1	2	20	-	-	-	-	-	
	Tulsa	CHL	32	2	7	9	39	-	-	-	-	-	
1999-00	Pensacola	ECHL	59	3	7	10	146	2	0	0	0	0	
2000-01	New Haven	UHL	66	4	10	14	270	8	1	0	1	4	
	Hershey	AHL	2	0	0	0	0	-	-	-	-	-	
2001-02	Toledo	ECHL	16	2	2	4	59	-	-	-	-	-	
	Baton Rouge	ECHL	40	4	5	9	180	-	-	-	-	-	
2002-03	Rockford	UHL	50	4	2	6	208	-	-	-	-	-	
	Milwaukee	AHL	17	0	0	0	38	1	0	0	0	15	
2003-04	Milwaukee	AHL	54	1	7	8	166	7	0	1	1	17	
	Rockford	UHL	1	0	0	0	0	-	-	-	-	-	
2004-05	Hamilton	AHL	75	2	5	7	259	2	0	1	1	0	
2005-06	Montreal	NHL	4	0	0	0	9	-	-	-	-	-	
	Hamilton	AHL	43	2	0	2	120	-	-	-	-	-	
2006-07	Los Angeles	NHL	66	4	4	8	140	-	-	-	-	-	
2007-08	Los Angeles	NHL	73	6	2	8	134	-	-	-	-	-	
2008-09	Los Angeles	NHL	76	2	0	2	145	-	-	-	-	-	
2009-10	Los Angeles	NHL	61	0	0	0	136	1	0	0	0	0	
2010-11	Calgary	NHL	1	0	0	0	5	-	-	-	-	-	
TOTALS		NHL	281	12	6	18	569	1	0	0	0	0	
		FLAMES	1	0	0	0	5	-	-	-	-	-	
		AHL	191	5	12	17	583	10	0	2	2	32	
		ECHL	115	9	14	23	385	2	0	0	0	0	
		UHL	135	8	13	21	498	8	1	0	1	4	

IVANANS VS NHL

NHL HIGHLIGHTS

TEAM	Regular Season					Playoffs				
	GP	G	A	PTS	PIM	GP	G	A	PTS	PIM
Anaheim	25	1	1	2	82	0	0	0	0	0
Boston	5	0	0	0	14	0	0	0	0	0
Buffalo	2	0	0	0	4	0	0	0	0	0
Calgary	14	0	1	1	39	0	0	0	0	0
Carolina	2	0	0	0	0	0	0	0	0	0
Chicago	15	0	1	1	58	0	0	0	0	0
Colorado	11	1	0	1	15	0	0	0	0	0
Columbus	13	1	0	1	22	0	0	0	0	0
Dallas	21	1	1	2	21	0	0	0	0	0
Detroit	12	1	0	1	17	0	0	0	0	0
Edmonton	15	0	0	0	50	0	0	0	0	0
Florida	3	0	0	0	4	0	0	0	0	0
Minnesota	14	0	0	0	23	0	0	0	0	0
Montreal	2	0	0	0	2	0	0	0	0	0
Nashville	12	1	0	1	4	0	0	0	0	0
New Jersey	3	0	0	0	12	0	0	0	0	0
NY Islanders	4	0	0	0	5	0	0	0	0	0
NY Rangers	4	0	0	0	2	0	0	0	0	0
Ottawa	4	0	0	0	16	0	0	0	0	0
Philadelphia	5	0	0	0	2	0	0	0	0	0
Phoenix	24	3	0	3	51	0	0	0	0	0
Pittsburgh	3	0	0	0	5	0	0	0	0	0
St. Louis	14	1	1	2	29	0	0	0	0	0
San Jose	26	2	1	3	33	0	0	0	0	0
Tampa Bay	3	0	0	0	25	0	0	0	0	0
Toronto	5	0	0	0	4	0	0	0	0	0
Vancouver	13	0	0	0	9	1	0	0	0	0
Washington	4	0	0	0	4	0	0	0	0	0
Winnipeg	3	0	0	0	17	0	0	0	0	0
TOTALS	281	12	6	18	569	1	0	0	0	0

FIRSTS:

First GP:10/08/2005 MTL 5 at TOR 4
 First Goal:10/12/2006 LAK 1 vs DAL 4
 First Goal vs.:Turco, Marty at 2:51 of period 3
 First Asst:12/03/2006 LAK 3 at ANA 2

MOSTS (1 GAME): MOST RECENT

Goals:1 (12X) 12/27/2008 LAK 4 at PHX 0
 Assists:1 (6X) 01/18/2008 LAK 1 at CGY 6
 Points:1 (18X) 12/27/2008 LAK 4 at PHX 0 (1G-0A)
 SOG:4 (1X) 02/02/2008 LAK 3 at NJD 6
 PIM:17 (2X) 12/15/2009 LAK 3 at EDM 2

LONGEST PERSONAL STREAKS:

Goals:2 (1X) 04/01/2008 - 04/03/2008 (2G)
 Assists:1 (6X) 01/18/2008 - 01/18/2008 (1A)
 Pts:2 (1X) 04/01/2008 - 04/03/2008 (2G-0A)

CUPS:

None

2010-11 HIGHLIGHTS

Made his Flames debut on Oct. 7 in Edmonton... injured in a fight against Steve MacIntyre on Oct. 7 and missed the rest of the season.

CAREER HIGHLIGHTS

2009-10: KINGS: Led the Kings with 136 penalty minutes in 61 regular season games, good enough for top 20 in NHL penalty minute leaders ... was tied for 19th in the NHL with 14 major penalties ... tied a career-high for penalty minutes in a single game with 17 on Dec. 15 at EDM ... **PLAYOFFS:** Helped the Kings reach the playoffs for the first time since the 2001-02 season ... played in his first career NHL playoff game for the Kings Apr. 15 at VAN **2008-09:** Led the Kings with a career-high 145 penalty minutes, which was tied for 21st most in the NHL...Third straight season he's led the Kings in penalty minutes ... appeared in his 200th game as a King March. 13 at Vancouver ... activated from injured reserve March. 12 after missing five games...placed on injured reserve with upper body injury on March. 1 ... appeared in his 200th NHL game Feb. 21 vs. PHX ... scored game-winning goal Dec. 27 at PHX ... scored first goal of the season Dec. 23 at CLB (first career game-winning goal) ... recorded five hits Nov. 8 vs. STL ... **2007-08:** Led the Kings with 134 penalty minutes, which was 24th most in NHL ... set career-high with six goals and tied career-high with eight points ... scored a goal in two straight games (April. 1 at SJS and April. 3 vs. SJS) ... scored four of his six goals against the Pacific Division (two each against PHX and SJS) ... agreed to terms on two-year contract extension Jan. 29 ... recorded a career-high 17 penalty minutes Jan. 1 vs. CHI ... **2006-07:** Led Kings and ranked eighth in NHL with 140 penalty minutes ... led Kings and tied for ninth in the league with 14 major penalties... recorded 12 penalty minutes Feb. 17 vs. ANA... scored his first career goal in the NHL and as a King Oct. 12 vs. DAL ... made his Kings debut Oct. 6 at Anaheim ... **2005-06: CANADIENS:** Made his NHL debut with MTL Oct. 8 vs. TOR... logged his first NHL fighting major penalty (vs. Zdeno Chara) Oct. 11 at OTT ... racked up 120 penalty minutes in 43 regular season games for Montreal's AHL affiliate at Hamilton ... **2004-05: BULLDOGS (AHL):** Recorded seven points (2-5=7) and 259 penalty minutes (second on his team) in 75 regular season games with Hamilton... his 259 penalty minutes tied for the 22nd highest penalty minute total in the AHL that season ... **2003-04: ADMIRALS (AHL):** Won a Calder Cup as a member of the 2004 AHL Champion Milwaukee Admirals (Nashville's AHL affiliate) after logging 17 penalty minutes and one assist in seven postseason games ... also recorded eight points (1-7=8) and 166 penalty minutes in 54 regular season games ... **2002-03: ROCKFORD (UHL):** Led Rockford (UHL) with 208 penalty minutes in 50 regular season games... also had four goals and six points (4 G, 2 A) with Rockford... skated in 17 regular season games with Milwaukee and totaled 38 penalty minutes...Also recorded 15 penalty minutes in one postseason game with Milwaukee... **2001-02:** His season included stops in both Toledo and Baton Rouge of the ECHL...Combined to record 239 penalty minutes in 56 regular season games with the two clubs...Also had six goals and 13 points (6 G, 7 A) in the 56 games ... **2000-01:** Made his AHL debut with Hershey, appearing in two regular season games...Received his opportunity with the Bears after posting 270 penalty minutes and 14 points (4 G, 10 A) in 66 regular season games with New Haven (UHL)...Closed the season by skating in eight postseason games with New Haven ... **1999-00:** Registered more than 100 penalty minutes for the first time in his pro career, totaling 10 points (3 G, 7 A) and 146 penalty minutes in 59 regular season games with Pensacola (ECHL) ... **1998-99:** Played for two CHL teams: Macon and Tulsa...Had nine points (2 G, 7 A) and 39 penalty minutes in 32 regular season games with Tulsa ... **1997-98:** Made his North American professional debut with Flint (UHL)...Appeared in 18 regular season games as an 18-year-old.

INTERNATIONAL HIGHLIGHTS

2008: Invited to attend Team Latvia's Olympic Men's Ice Hockey Orientation Camp ... represented Latvia at the 2008 World Championships where he led the club with 31 penalty minutes (tied for sixth most in the tournament).

THE PLAYERS



**TIM
JACKMAN**

15



15

TIM JACKMAN

RIGHT WING

BORN: Minot, ND
DATE: November 14, 1981
HEIGHT: 6'2"
WEIGHT: 225 lbs.
SHOOTS: Right

DRAFTED: CLB-2nd round, 38th overall, in the 2001 NHL Draft
HOW ACQUIRED: Signed as free agent on July 2, 2010

CAREER RECORD

Season	Club	Lea.	REGULAR SEASON					PIM	PLAYOFFS				
			GP	G	A	PTS			GP	G	A	PTS	PIM
1999-00	Twin City	USHL	23	9	8	17	58		13	8	5	13	12
2000-01	Minn. State Mankato	WCHA	37	11	14	25	92		-	-	-	-	-
2001-02	Minn. State Mankato	WCHA	36	14	14	28	86		-	-	-	-	-
2002-03	Syracuse	AHL	77	9	7	16	48		-	-	-	-	-
2003-04	Syracuse	AHL	64	23	13	36	61		7	2	3	5	12
	Columbus	NHL	19	1	2	3	16		-	-	-	-	-
2004-05	Syracuse	AHL	73	14	21	35	98		-	-	-	-	-
2005-06	San Antonio	AHL	50	7	13	20	127		-	-	-	-	-
	Phoenix	NHL	8	0	0	0	21		-	-	-	-	-
	Manchester	AHL	18	2	3	5	33		7	0	3	3	20
2006-07	Manchester	AHL	69	19	14	33	143		16	3	3	6	26
	Los Angeles	NHL	5	0	0	0	0		-	-	-	-	-
2007-08	Bridgeport	AHL	44	15	21	36	67		-	-	-	-	-
	New York Is.	NHL	36	1	3	4	57		-	-	-	-	-
2008-09	Bridgeport	AHL	12	6	1	7	35		-	-	-	-	-
	New York Is.	NHL	69	5	7	12	155		-	-	-	-	-
2009-10	New York Is.	NHL	54	4	5	9	98		-	-	-	-	-
2010-11	Calgary	NHL	82	10	13	23	86		-	-	-	-	-
TOTALS		NHL	273	21	30	51	443		-	-	-	-	-
		FLAMES	82	10	13	23	86		-	-	-	-	-
		AHL	407	95	93	188	612		30	5	9	14	58
		WCHA	73	25	28	53	178		-	-	-	-	-
		USHL	23	9	8	17	58		13	8	5	13	12

JACKMAN VS NHL

NHL HIGHLIGHTS

TEAM	Regular Season				PIM	Playoffs				PIM
	GP	G	A	PTS		GP	G	A	PTS	
Anaheim	6	0	1	1	0	0	0	0	0	0
Boston	10	0	1	1	22	0	0	0	0	0
Buffalo	8	0	1	1	23	0	0	0	0	0
Calgary	3	0	1	1	2	0	0	0	0	0
Carolina	11	1	4	5	24	0	0	0	0	0
Chicago	8	1	2	3	2	0	0	0	0	0
Colorado	14	3	1	4	23	0	0	0	0	0
Columbus	8	0	1	1	7	0	0	0	0	0
Dallas	6	0	2	2	9	0	0	0	0	0
Detroit	7	0	1	1	8	0	0	0	0	0
Edmonton	10	1	2	3	24	0	0	0	0	0
Florida	8	1	0	1	9	0	0	0	0	0
Minnesota	12	0	0	0	14	0	0	0	0	0
Montreal	11	0	1	1	13	0	0	0	0	0
Nashville	5	0	1	1	2	0	0	0	0	0
New Jersey	14	0	2	2	27	0	0	0	0	0
NY Islanders	1	0	1	1	2	0	0	0	0	0
NY Rangers	11	0	1	1	10	0	0	0	0	0
Ottawa	12	2	3	5	9	0	0	0	0	0
Philadelphia	15	1	1	2	25	0	0	0	0	0
Phoenix	8	1	0	1	4	0	0	0	0	0
Pittsburgh	16	1	1	2	46	0	0	0	0	0
St. Louis	8	0	0	0	4	0	0	0	0	0
San Jose	10	1	1	2	37	0	0	0	0	0
Tampa Bay	6	0	0	0	15	0	0	0	0	0
Toronto	9	1	0	1	12	0	0	0	0	0
Vancouver	10	4	1	5	16	0	0	0	0	0
Washington	9	0	0	0	23	0	0	0	0	0
Winnipeg	7	2	0	2	24	0	0	0	0	0
TOTALS	273	21	30	51	443	0	0	0	0	0

FIRSTS:

First GP:12/20/2003 CBJ 2 at MIN 5
 First Goal:02/27/2004 CBJ 4 at CHI 3
 First Goal vs.: Leighton, Michael at 1:20 of period 2
 First Asst:02/27/2004 CBJ 4 at CHI 3

MOSTS (1 GAME): MOST RECENT

Goals: 2 (1X) 02/09/2011 CGY 5 vs. OTT 2
 Assists: 2 (1X) 03/20/2009 NYI 4 at CAR 5
 Points: 2 (5X) 02/09/2011 CGY 5 vs. OTT 2 (2G-0A)
 SOG: 6 (2X) 02/07/2011 CGY 3 vs. CHI 1
 PIM: 17 (1X) 02/19/2009 NYI 2 vs. CAR 6
 Multi-Pt Games: .. 5 02/09/2011 CGY 5 vs. OTT 2 (2G-0A)

LONGEST PERSONAL STREAKS:

Goals: 2 (1X) 12/31/2010 - 01/01/2011 (2G)
 Assists: 2 (5X) 01/21/2011 - 01/22/2011 (2A)
 Pts: 5 (1X) 12/27/2010 - 01/05/2011 (3G-3A)

CUPS:

None

2010-11 HIGHLIGHTS

Set career highs for goals (10), assists (13), points (23), and plus/minus (+4)... led the Flames in hits (133), penalty minutes (86), and fighting majors (12)... made his Flames debut on Oct. 7 in Edmonton... led the team in hits (6) on Oct. 22... played in his 200th career game on Oct. 26... scored his first goal as a Flame on Oct. 28... led the team in hits (5) on Nov. 22... had his third goal of the season, led the team in shots (4) and had a fight on Dec. 1... led the team in hits (3) on Dec. 7... netted the game-winner and added an assist on Dec. 31... scored in back-to-back games with goals on Dec. 31 and Jan. 1... scored his sixth goal and had a five game point streak (3G, 3A) Dec. 27 - Jan. 5... had a goal and an assist on Jan. 22... registered his first multi-goal game of his career on Feb. 9... scored his 10th goal on Feb. 12.

CAREER HIGHLIGHTS

2009-10: ISLANDERS: Played in 54 games earning 9 points (4 G, 5 A) and 98 penalty minutes ... led the Islanders in penalty minutes (98) and 10 majors ... registered his 300th career penalty minute Nov. 11 at WAS ... set an NHL record for fastest goal scored by a player on his birthday at 0:16, Nov. 14 at FLO ... **FLAMES:** Signed by the Calgary Flames for a 2 year contract on July 2. **2008-09:** Led the Islanders in penalty minutes (155) and hits (151) ... ranked 14th in the league in penalty minutes ... established new career-highs in games played (69), goals (5), assists (7), points (12), penalty minutes (155) and shots on goal (99) ... named 2009 recipient of the Bob Nystrom Award presented to the player who best exemplifies leadership, hustle and dedication ... scored first career short-handed goal on Jan. 3 at SJS ... played in 100th NHL game on Jan. 17 vs. NJD ... recorded career-high two assists in one game on Mar. 20 at CAR ... recorded 7 points (6 G, 1 A) in 12 games with the Bridgeport Sound Tigers (AHL) at the start of the season ... **2007-08:** Played in 36 games with the Islanders, registering 4 points (1 G, 3 A) to go along with 57 penalty minutes ... scored first goal as an Islander on Jan. 5 at COL ... finished as the sixth leading scorer on the Sound Tigers with 36 points (15 G, 21 A) playing in only 44 games ... **2006-07:** Appeared in 5 games with Los Angeles, compiling 10 penalty minutes ... in 69 games with Manchester (AHL), recorded 33 points (19 G, 14 A) ... played in 16 playoff games for Manchester, notching 6 points (3 G, 3 A) ... **2005-06:** Collected 21 penalty minutes in 8 games with Phoenix ... had 20 points (7 G, 13 A) and 127 penalty minutes in 50 games with San Antonio (AHL) ... scored two goals and added three assists for five points in 18 regular season games with Manchester (AHL) ... appeared in 7 playoff games with Manchester, recording 3 assists and 20 penalty minutes ... **2004-05:** Recorded career-highs in assists (21) and penalty minutes (98) with Syracuse (AHL)... **2003-04: BLUE JACKETS:** Made NHL debut on Dec. 20 at MIN ... scored first NHL points (1G, 1A), in the Blue Jackets' 4-3 victory Feb. 27 at CHI... **CRUNCH (AHL):** recorded 23 goals and 36 points in 64 games with Syracuse (AHL)... ranked second on Syracuse (AHL) in goals... **PLAYOFFS:** Played in 7 playoff games with Syracuse, scoring 5 points (2G, 3A)... **2002-03:** Appeared in 77 games with Syracuse (AHL), scoring 16 points (9G, 7A) and 48 penalty minutes in his AHL rookie campaign.

COLLEGE HIGHLIGHTS


2001-02: Became the first MSU - Mankato player selected in the NHL Draft by the Columbus Blue Jackets (second round, 38th overall)... finished college career after two seasons with a total of 53 points... **2000-01:** Scored 25 points in his freshman season with the MSU Mavericks.

THE PLAYERS



OLLI
JOKINEN

13



13

OLLI JOKINEN

CENTRE

BORN: Kuopio, FIN
DATE: December 5, 1978
HEIGHT: 6'2"
WEIGHT: 210 lbs.
SHOOTS: Left

DRAFTED: LAK - 1st round, 3rd overall, in the 1997 NHL Draft.
HOW ACQUIRED: Signed as free agent on July 1, 2010

CAREER RECORD

Season	Club	Lea.	REGULAR SEASON					PLAYOFFS					
			GP	G	A	PTS	PIM	GP	G	A	PTS	PIM	
1995-96	KalPa	FNL	15	1	1	2	2	-	-	-	-	-	
1996-97	HIFK Helsinki	FNL	50	14	27	41	88	-	-	-	-	-	
1997	Finland	WC	-	-	-	-	-	-	-	-	-	-	
1997-98	HIFK Helsinki	FNL	30	11	28	39	32	9	7	2	9	2	
	Los Angeles	NHL	8	0	0	0	6	-	-	-	-	-	
1998	Finland	WJC	-	-	-	-	-	-	-	-	-	-	
1998-99	Springfield	AHL	9	3	6	9	6	-	-	-	-	-	
	Los Angeles	NHL	66	9	12	21	44	-	-	-	-	-	
1999	Finland	WC	12	3	1	4	14	-	-	-	-	-	
1999-00	NY Islanders	NHL	82	11	10	21	80	-	-	-	-	-	
2000	Finland	WC	9	1	3	4	6	-	-	-	-	-	
2000-01	Florida	NHL	78	6	10	16	106	-	-	-	-	-	
2001-02	Florida	NHL	80	9	20	29	98	-	-	-	-	-	
2002	Finland	OLY	4	2	1	3	0	-	-	-	-	-	
	Finland	WC	9	1	1	2	4	-	-	-	-	-	
2002-03	Florida	NHL	81	36	29	65	79	-	-	-	-	-	
2003	Finland	WC	7	1	2	3	8	-	-	-	-	-	
2003-04	Florida	NHL	82	26	32	58	81	-	-	-	-	-	
2004	Finland	WC	7	5	3	8	6	-	-	-	-	-	
	Finland	WCOH	6	2	1	3	6	-	-	-	-	-	
2004-05	Kloten	Swiss-A	8	6	1	7	14	-	-	-	-	-	
	HIFK Helsinki	FNL	14	9	8	17	10	5	2	0	2	24	
	Sodertälje SK	SEL	23	13	9	22	52	-	-	-	-	-	
2005	Finland	WC	7	1	4	5	2	-	-	-	-	-	
2005-06	Florida	NHL	82	38	51	89	88	-	-	-	-	-	
2006	Finland	OLY	8	6	2	8	2	-	-	-	-	-	
	Finland	WC	5	2	1	3	27	-	-	-	-	-	
2006-07	Florida	NHL	82	39	52	91	78	-	-	-	-	-	
2007-08	Florida	NHL	82	34	37	71	67	-	-	-	-	-	
2008	Finland	WC	8	1	4	5	29	-	-	-	-	-	
2008-09	Phoenix	NHL	57	21	21	42	49	-	-	-	-	-	
	Calgary	NHL	19	8	7	15	18	6	2	3	5	4	
2009-10	Calgary	NHL	56	11	24	35	53	-	-	-	-	-	
	New York R.	NHL	26	4	11	15	22	-	-	-	-	-	
2010	Finland	OLY	6	3	1	4	2	-	-	-	-	-	
2010-11	Calgary	NHL	79	17	37	54	44	-	-	-	-	-	
TOTALS			NHL	960	269	353	622	913	6	2	3	5	4
			FLAMES	154	36	68	104	119	6	2	3	5	4
			AHL	9	3	6	9	6	-	-	-	-	-

JOKINEN VS NHL

TEAM	Regular Season					Playoffs				
	GP	G	A	PTS	PIM	GP	G	A	PTS	PIM
Anaheim.....	24	6	11	17	20	0	0	0	0	0
Boston.....	37	14	12	26	49	0	0	0	0	0
Buffalo.....	36	9	11	20	39	0	0	0	0	0
Calgary.....	17	5	7	12	14	0	0	0	0	0
Carolina.....	54	20	34	54	57	0	0	0	0	0
Chicago.....	23	5	10	15	27	6	2	3	5	4
Colorado.....	25	9	12	21	15	0	0	0	0	0
Columbus.....	20	4	9	13	22	0	0	0	0	0
Dallas.....	30	9	7	16	27	0	0	0	0	0
Detroit.....	24	7	2	9	6	0	0	0	0	0
Edmonton.....	29	2	13	15	30	0	0	0	0	0
Florida.....	8	2	2	4	6	0	0	0	0	0
Los Angeles.....	21	6	4	10	14	0	0	0	0	0
Minnesota.....	22	7	4	11	21	0	0	0	0	0
Montreal.....	39	11	16	27	24	0	0	0	0	0
Nashville.....	24	4	16	20	14	0	0	0	0	0
New Jersey.....	39	9	7	16	36	0	0	0	0	0
NY Islanders.....	34	8	14	22	34	0	0	0	0	0
NY Rangers.....	35	7	7	14	37	0	0	0	0	0
Ottawa.....	39	11	18	29	28	0	0	0	0	0
Philadelphia.....	42	10	8	18	63	0	0	0	0	0
Phoenix.....	22	5	4	9	29	0	0	0	0	0
Pittsburgh.....	42	17	18	35	48	0	0	0	0	0
St. Louis.....	25	7	6	13	20	0	0	0	0	0
San Jose.....	25	7	6	13	20	0	0	0	0	0
Tampa Bay.....	53	25	26	51	76	0	0	0	0	0
Toronto.....	40	14	16	30	32	0	0	0	0	0
Vancouver.....	24	0	6	6	23	0	0	0	0	0
Washington.....	53	16	17	33	49	0	0	0	0	0
Winnipeg.....	53	17	28	45	47	0	0	0	0	0
TOTALS.....	960	269	353	622	913	6	2	3	5	4

NHL HIGHLIGHTS

FIRSTS:

First GP: 10/01/1997 LAK 3 at PIT 3
First Goal: 11/10/1998 LAK 4 at CGY 5
First Goal vs.: Giguere, J.S. at 11:00 of period 1
First Asst: 11/05/1998 LA 2 vs. STL 2

MOSTS (1 GAME): MOST RECENT

Goals: 3 (6X) 03/14/2009 CGY 6 at TOR 8
Assists: 4 (1X) 03/17/2007 FLA 8 vs. NYI 5
Points: 6 (1X) 03/17/2007 FLA 8 vs. NYI 5 (2G-4A)
SOG: 13 (1X) 01/27/2006 FLA 4 vs. NJD 0
PIM: 21 (1X) 11/11/2003 FLA 4 vs. TBL 0
Hat Tricks: 6 03/14/2009 CGY 6 at TOR 8 (3G)
Multi-Pt Games: 154 03/06/2011 CGY 3 vs. NSH 2 (OG-2A)

LONGEST PERSONAL STREAKS:

Goals: 5 (2X) 02/02/2008 - 02/10/2008 (5G)
Assists: 8 (1X) 12/17/2005 - 01/01/2006 (8A)
Pts: 10 (1X) 12/13/2005 - 01/01/2006 (6G-10A)

CUPS:

None

JOKINEN

2010-11 HIGHLIGHTS

Was third on the Flames in assists (37) and points (54)... picked up a pair of assists on Oct. 22... scored his first goal of the season and added an assist on Oct. 28... played in his 900th career game on Nov. 26... scored the game-winner and added a pair of assists on Dec. 16... had his fifth multi-point game with a pair of assists on Jan. 11... scored the game-winner in the shootout on Jan. 15... had a pair of assists on Jan. 17... scored a goal and an assist on Jan. 21... had a pair of assists on Jan. 26... earned his 600th career point on Feb. 7... had a goal and an assist in back-to-back games Feb. 9 and Feb. 11... had four points (1G, 3A) in the first period on Feb. 14 tying Al MacInnis (March 28, 1991) for the franchise record... back-to-back multi-point games on Mar. 4 and Mar. 6... netted his 16th goal on Mar. 21... scored his 17th goal on Apr. 3.

CAREER HIGHLIGHTS

2009-10: FLAMES: Earned 35 points (11G, 24A) to go along with 53 penalty minutes in 56 games as a Flame... played in his 800th career game Oct. 1 vs. VAN... earned his 300th career NHL assist Dec. 28 at EDM... played season high 23:32 and tallied 2 points (1G, 1A) Nov. 28 at CBJ... traded to the NYR on Feb. 1... **RANGERS:** Notched overtime goal, his 250th career NHL goal, and added an assist Feb. 12 at PIT... tallied 2 power-play points (1G, 1A), his first points as a Ranger, in his home debut on Feb. 4 vs. WAS... **2008-09:** Recorded a goal and an assist in his Coyotes debut on Oct. 11 CBJ 1 at PHX 3... recorded a goal and an assist on Nov. 8 FLA 1 at PHX 4... scored two goals and added an assist on Nov. 9 SJ 2 at PHX 4... returned from the IR and scored two goals on Dec. 10 PHX 5 at DAL 3... notched his 6th career hat trick on Feb. 21 PHX 6 at LAK 3 FLAMES: traded to the Flames on Mar. 4... scored two goals, including the game-winner, in his Flames debut on Mar. 5 CGY 5 at PHI 1... had his second two goal game since joining the Flames, and scored the winning goal in the shootout on Mar. 12 CGY 6 at DET 5 (SO)... recorded a five point night (3+2) on Mar. 14 CGY 6 at TOR 8... named as the NHL's Second Star of the Week (6+2=8) Mar. 9-15... had the most productive start for a Flame registering 8 goals and 2 assists for 10 points in 6 games... had his first multi-assist game with a pair on Mar. 20 STL 3 at CGY 2... **PLAYOFFS:** played in his first career NHL playoff game on Apr. 16 CGY 2 at CHI 3 OT... registered his first playoff point (assist) on Apr. 18 CGY 2 at CHI 3... scored his first two playoff goals, added an assist for a three point night and was a team high +4 on Apr. 22 CHI 4 at CGY 6... led all Flames in playoff scoring registering five points (2+3) in six games. **2007-08:** Appeared in all 82 games for the Flames, recording 34-37-71 and 67 PIM... led the Panthers in goals (34), assists (37), and points (71)... Ranked 3rd in the NHL in power-play goals (18) and shots (341)... Was the team's leading scorer for the fifth straight season... Served as Florida's team captain for fourth consecutive season... Became the franchise's all-time leader in goals (188), assists (231), points (419) and consecutive games played (376)... Recorded 16 multi-point games... Notched three GWGs in a four-game span from Mar. 16 - Mar. 22... Played in his 700th career NHL game vs. NYR, Mar. 14... Collected two assists on Mar. 8 vs. ATL to become Florida's all-time leader in assists... Scored his 30th goal of the season, a GWG in overtime on Feb. 23 at PHI... Had a six-game point streak (5-4-9) from Feb. 1 - Feb. 9... Collected a goal and an assist, the 200th goal and 400th point of his Panthers career, at TOR, Feb. 5... Registered a seven-game point streak (4-4-8) from Dec. 15 - Dec. 27... Compiled a five-game point streak (5-5-10) from Oct. 27 - Nov. 3... Scored two goals to become Florida's all-time points (355) and goals (158) leader on Oct. 24 vs. PHI... **2006-07:** Completed his ninth NHL season, sixth with Florida and served as team captain for the third consecutive year... Recorded 39-52-91 and 78 PIM... Was one of six Panthers to play in all 82 games... Led the team in GWG (8), and posted career-highs to lead the team in goals (39), assists (52) and points (91)... Was one of only three NHL players to record three hat-tricks during the season... Scored a career-high six points (2-4-6) including the GWG and had a career-best rating of plus-6 vs. NYI, Mar. 17... Netted a goal for the fourth consecutive game vs. TBL, Mar. 3... Recorded his third hat trick of the season at WSH, Feb. 27... Scored a goal and an assist (the 200th of his career) vs. BOS, Feb. 24... Extended scoring streak to seven games with a goal and an assist vs. CAR, Jan. 16... Posted three goals, including the GWG, for his third career hat trick and second of the season vs. PIT, Jan. 10... Posted his second career hat-trick, including the GWG, vs. MTL, Nov. 16... Scored the GWG to break the Panthers record for most GWG in a Panther career (P. Bure - 23) vs. PHI, Oct. 20... Recorded four points (2-2-4) vs. CAR, Oct. 11... Scored a goal and an assist Oct. 6 vs. BOS to surpass 300 career points in his career... **2005-06:** Completed his eighth NHL season, fifth with Florida, serving as the team captain for the second consecutive year... Led the team and posted career-highs in goals scored (38), assists (51), points (89), PPG (14) and GWG (9)... Led the NHL with four OT goals, and was third in the NHL with nine GWG... His 89 points ranked as the third-best single season total in Panthers history, becoming only the fourth Cats player (Pavel Bure, Roy Whitney and Scott Mellanby) in history to record at least 30 goals in a season... His four OT goals tied an NHL record for overtime goals in a season since the five-minute overtime period was adopted... Tied a career-high with three assists vs. ATL, Feb. 3... Recorded his first career hat trick vs. PIT, Nov. 25... Skated in his 500th NHL game Nov. 19 vs. NYI... One of just three Panthers (Boumeester, Gelinis) to play in all 82 games... **2004-05:** Appeared in 14 contests with HIFK-Helsinki (Finland), recording 9-8-17 with 10 PIM... Skated in eight games with Kloten (Swiss), collecting 6-1-7 with 14 PIM... Appeared in 23 games with Sodertälje (Sweden), and posted 13-9-22 with 52 PIM... **2003-04:** Completed his seventh NHL season, fourth with Florida, posting 26 goals, a career-high 32 assists and 58 points with 81 PIM in 82 games... Served as the team captain - his first NHL captaincy... Led all Finnish-born NHL players in scoring... Led club in goals (226), assists (32), points (81), PPG (8), SHG (2) and GWG (8)... Ranked 2nd among all NHL forwards in TOI/game (22:34)... One of two Panthers (Lyle Odelein) to appear in all 82 games... Had four two-goal games (Nov. 26 vs. NYR, Jan. 17 vs. TBL, Feb. 4 at PHX and Mar. 11 at MTL)... Finished the season on a four-game point streak (13-5-8), tying his season-long (13-2-5 from Nov. 21-26)... Tied his career-high with three assists vs. CAR, Apr. 4... Recorded his 200th career NHL point with an assist vs. BUF, March 20... Scored the GWG in overtime vs. NYR, Mar. 13, making it back-to-back games with the OT GWG... Scored two goals, including the GWG in OT at MTL, Mar. 11... Posted his 100th career NHL assist at WSH, Feb. 21... Played in his 300th game as a Panther on Feb. 20 at PIT... Skated in his 400th career NHL game Oct. 18 at NYI... **2002-03:** Completed his sixth NHL season, third with Florida, posting 36-29-65 with 79 PIM in 81 games... Set career-highs in PPG (13), SHG (3) and shots (240)... Led Florida in goals, points, PPG, SHG, GWG and shots... His 36 goals tied for 12th in the NHL... Registered a career-high nine-game point streak (7-8-15) from Feb. 6 - Feb. 24 and a career-high five-game assist streak (6a) from Feb. 14 - Feb. 22... Tied career-high four-game goal streak (5) from Feb. 6 - Feb. 14... Tied career-high with four points (2-2-4) vs. TBL, Feb. 8... Scored a goal and added three assists for the Eastern Conference in 2003 NHL All-Star Game in South Florida, Feb. 2... Tallied two SHG in a game, tying Florida franchise record vs. ATL, Nov. 19... Recorded career-high four points (2-2-4) including the GTG and his first GWG as a Panther at ATL, Oct. 12... **2001-02:** Registered 9-20-29 with 98 PIM in 80 games with Florida... Set new career-highs in assists (20) and points (29) and tied career-high in PPG (3)... Scored points in five straight games (2-5-7), Apr. 3 - Apr. 10... Played his 300th career NHL game Mar. 17 at OTT... **2000-01:** Recorded 6-10-16 with career-high 106 PIM in 78 games with Florida... Finished among the team leaders in PIM (3rd), 106), shots (T-5th, 121) and hits (8th, 98)... Played in 200th career NHL game Jan. 20 at PHI... Scored his first and second goals as a Panther at NJD, Oct. 30... Notched first point as a Panther (assist) Oct. 20 at COL... **1999-00:** Played all 82 games for the Islanders, collecting 11-10-21... Led Islanders in SHG (2)... Finished 7th on the team in goals, 5th in PIM (80) and T-2nd in GWG (3)... Finished 3rd in team faceoff wins (379)... Scored on his first career penalty shot against Dominik Hasek vs. BUF, March 4... Posted four-game goal streak (4-2-6) Feb. 28-March 5... Played in his 100th NHL game at OT, Dec. 11... Acquired by the Islanders with Josh Green, Mathieu Biron and the Kings' 1999 first round pick (Taylor Pyatt) in exchange for Zigmund Palffy, Bryan Smolinski and Marcel Cousineau on June 20, 1999... **1998-99:** Named NHL Rookie of the Month for November, posting eight points (4-4-8) in 11 games... Notched a career-high three assists at NSH, Apr. 12... Recorded first NHL point Nov. 5 with an assist vs. STL... Scored first NHL goal and recorded first multi-point game (1-1-2) Nov. 10 at CGY **1997-98:** Made his NHL debut at PIT, Oct. 1... Assigned to HIFK in the Finnish Elite League Nov. 6 for the remainder of the season... **1996-97:** Was the youngest player on his team, HIFK, during his rookie season in the Finnish Elite League.

INTERNATIONAL HIGHLIGHTS


2009-10: Tied for second on the Finnish team in goals (3) and points (4) at the 2010 Winter Olympic Games and captured a bronze medal **2007-08:** Recorded five points (1G, 4A) in eight games and won a bronze medal with Finland at the 2008 IIHF World Championships... **2004-05:** Helped Finland reach the finals in the 2004 World Cup of Hockey, posting two goals and an assist in six games... skated in seven contests with Team Finland in the 2005 IIHF World Championships, registering five points (1G, 4A)... tied for most assists and points for Finland... **2002-03:** Posted three points (1G, 2A) in seven games for host Finland at the 2003 World Championships... **2001-02:** Collected two goals and an assist (three points) and was +4 in four games with Finland at the 2002 Winter Olympics in Salt Lake City... recorded two points (1G, 1A) in nine games with Finland at the 2002 World Championships in Sweden... **1999-2000:** Posted a goal and three assists with six PIMs in nine games for bronze medal-winning Finland at the 2000 World Championships in St. Petersburg, Russia... **1997-98:** Played in the 1998 World Junior Championships in Helsinki, Finland and tied for the tournament scoring title with Jeff Farkas of the U.S., collecting 10 points (4G, 6A) in seven games for gold medal-winning Finland... was named the First-Team All-Star Center... **1996-97:** Represented Finland in the 1997 World Championships, tying for second on the team in scoring with six points (4G, 2A) in eight games... **1995-96:** Played for Finland in the 1996 World Championships, scoring five goals.

THE PLAYERS



**HENRIK
KARLSSON**

35



35

HENRIK KARLSSON

GOALIE

BORN: Tumba, SWE
DATE: November 27, 1983
HEIGHT: 6'5"
WEIGHT: 209 lbs.
CATCHES: Right

HOW ACQUIRED: Trade from San Jose in exchange for Calgary's 6th round selection, 163rd overall, in the 2010 NHL Draft on June 25, 2010

CAREER RECORD

REGULAR SEASON

Season	Club	Lea.	GP	W	L	T/OL	MIN	GA	SO	GAA	SV%
2002-03	Oskarshamm IK	SWE-I	-	-	-	-	-	-	-	-	-
2003-04	Clermont	France	-	-	-	-	-	-	-	-	-
2004-05	Oskarshamm IK	SWE-A	11	-	-	-	612	25	1	2.45	.914
	Olofstoms	SWE-D	1	-	-	-	60	0	1	0.00	1.000
2005-06	Oskarshamm IK	SWE-A	1	-	-	-	39	3	0	4.54	.850
	Malarhøjden	SWE-D	17	-	-	-	981	50	0	3.06	.919
2006-07	Hammarby IF	SWE-A	35	-	-	-	1893	111	1	3.52	.895
2007-08	Hammarby IF	SWE-A	29	-	-	-	1692	109	1	3.87	.902
	Malmo	SWE-A	3	-	-	-	180	8	0	2.67	.913
2008-09	Sodertälje SK	SEL-E	7	-	-	-	410	17	0	2.49	.929
	Malmo	SWE-A	32	-	-	-	1888	77	4	2.45	.921
2009-10	Farjestad	SEL-E	34	-	-	-	1934	79	3	2.45	.914
2010-11	Calgary	NHL	17	4	5	6	838	36	0	2.58	.908
	TOTALS	NHL	17	4	5	6	838	36	0	2.58	.908
		SWE-E	41	-	-	-	2344	96	3	2.46	-
		SWE-A	111	-	-	-	6304	333	7	3.17	-
		SWE-D	18	-	-	-	1041	50	1	2.88	-

KARLSSON VS NHL

Team	Regular Season							Playoffs						
	GP	W	L	T/OT	SO	GA	GAA	SV%	GP	W	L	SHO	GA	SOG
ANA	2	0	0	2	0	4	1.97	0.925	0	0	0	0	0	0
CAR	1	0	0	1	0	1	1.54	0.955	0	0	0	0	0	0
CHI	1	0	1	0	0	1	3.16	0.900	0	0	0	0	0	0
COL	2	0	1	0	0	6	5.54	0.854	0	0	0	0	0	0
CLB	2	1	1	0	0	4	2.00	0.931	0	0	0	0	0	0
DAL	1	1	0	0	0	4	4.00	0.810	0	0	0	0	0	0
MIN	1	1	0	0	0	2	1.85	0.909	0	0	0	0	0	0
MTL	1	0	0	1	0	1	1.71	0.917	0	0	0	0	0	0
NYI	1	0	1	0	0	4	4.07	0.840	0	0	0	0	0	0
NJD	1	0	0	1	0	1	0.92	0.952	0	0	0	0	0	0
OTT	1	1	0	0	0	2	2.00	0.943	0	0	0	0	0	0
PHX	1	0	1	0	0	2	2.00	0.935	0	0	0	0	0	0
VAN	1	0	0	1	0	3	2.86	0.923	0	0	0	0	0	0
WAS	1	0	0	0	1	10.00	0.000	0.000	0	0	0	0	0	0
Totals	17	4	5	6	0	36	2.58	0.908	0	0	0	0	0	0

NHL HIGHLIGHTS

FIRSTS:

First GP:10/22/2010 CGY 6 at CBJ 2
 First Win:10/22/2010 CGY 6 at CBJ 2

MOSTS (1 GAME): MOST RECENT

Shots Faced: ...39 (1X) 04/09/2011 CGY 2 vs. VAN 3
 Saves:.....36 (1X) 04/09/2011 CGY 2 vs. VAN 3
 GA:6 (1X) 10/28/2010 CGY 5 vs. COL 6

LONGEST PERSONAL STREAKS:

Longest Win Streak:1 (4X) 01/21/2011 01/21/2011
 Streak Without Reg Loss:
4 (1X) 01/11/2011 01/21/2011 (2-0-2)
 Longest Losing Streak:
2 (2X) 03/02/2011 03/10/2011
 Longest Winless Streak:
4 (2X) 03/02/2011 04/09/2011 (0-2-2)
 Longest Shutout Sequence:
84:37 11/24/2010 12/03/2010
 Shutouts: 1-3 (allowed 5 goals on 11 attempts)

SHOOTOUT RECORD:

1-3 (allowed 5 goals on 11 attempts)

Last Penalty Shot :
 03/20/2011 vs ANABobby Ryan (Did not score)

CUPS:

None

2010-11 HIGHLIGHTS

Completed his first NHL season, recording four wins, a 2.58 GAA, and a .908 SV%... made his Flames debut in CLB on Oct. 22 making 20 saves for his first NHL win - he is only the third goalie in Flames history to win his NHL debut (Tyler Moss & Jim Craig), and only the second to do it on the road... made his home debut on Oct. 28 in a 6-5 loss to COL... faced his first NHL penalty shot on Oct. 30 with David Steckel scoring... lost in his first ever NHL shootout vs. NJD on Nov. 24... registered his first career shootout win on Dec. 3... played in three consecutive shootouts on Nov. 24 and Dec. 3 and 10... made 21 saves on 22 shots in relief on Jan. 11... made 11 saves on 12 shots in relief on Jan. 17... earned his first win on home ice on Jan. 21 making 17 saves... stopped Bobby Ryan on a penalty shot in overtime on Mar. 20.

CAREER HIGHLIGHTS

2009-10: Backstopped the Färjestads BK (Elitserien) for 34 games, earning a 2.45 GAA, a 0.914 SV% and 4 shutouts ... was fourth among Elitserien goaltenders in SV% (91.39) ... was tenth in Elitserien league in GAA (2.45), ninth in league in shots faced (918), eighth in shots stopped (839) and second (tie) in shutouts (4) ... traded to the Calgary Flames from San Jose for a 2010 sixth round pick at the NHL Entry Draft **2008-09:** played 32 games and 1888 minutes with the IF Malmö Redhawks of the Hockey Allsvenskan ... faced 978 shots and earned a GAA of 2.45, SV% of 0.921 with 4 shutouts ... finished the season with Södertälje in the Elitserien, backstopping 7 games ... played 410 minutes facing 238 shots with a GAA of 2.49 and a SV% of 0.929 ... signed as a free agent by the San Jose Sharks Aug. 12.

THE PLAYERS



**MIIKKA
KIPRUSOFF**

34



BORN: Turku, FIN
DATE: October 26, 1976
HEIGHT: 6'11"
WEIGHT: 185 lbs.
Catches: Left

DRAFTED: SJ - 5th round, 116th overall, in the 1995 NHL Draft
HOW ACQUIRED: From San Jose for a 2nd round pick in the 2005 NHL Draft on November 16, 2003

CAREER RECORD

Season	Club	Lea.	REGULAR SEASON										PLAYOFFS					
			GP	W	L	T/OTL	MINS	GA	SO	GAA	GP	W	L	MINS	GA	SO	GAA	
1994-95	TPS Turku Jr.	Finn-Jr.	31	-	-	-	1896	92	-	2.91	-	-	-	-	-	-	-	
	TPS Turku	Finland	4	-	-	-	240	12	0	3.00	2	-	-	120	7	-	3.50	
	Finland	WJC	2	-	-	-	116	5	0	2.58	-	-	-	-	-	-	-	
1995-96	TPS Turku Jr.	Finn-Jr.	3	-	-	-	180	9	-	3.00	-	-	-	-	-	-	-	
	Kiekko-67 Turko	Finland-2	5	-	-	-	300	7	-	1.40	-	-	-	-	-	-	-	
	TPS Turku	Finland	12	-	-	-	550	38	0	4.14	3	-	-	114	4	-	2.11	
1996-97	AIK Solna	Sweden	42	-	-	-	2466	104	3	2.53	7	-	-	420	23	0	3.28	
1997-98	AIK Solna	Sweden	42	-	-	-	2457	110	-	2.69	-	-	-	-	-	-	-	
1998-99	TPS Turku	Finland	39	26	6	6	2259	70	4	1.86	10	9	1	580	15	3	1.55	
	Finland	WC	4	-	-	-	156	3	0	1.16	-	-	-	-	-	-	-	
1999-00	Kentucky	AHL	47	23	19	4	2759	114	3	2.48	5	1	3	239	13	0	3.27	
2000-01	San Jose	NHL	5	2	1	0	154	5	0	1.95	3	1	1	149	5	0	2.01	
	Kentucky	AHL	36	19	9	6	2038	76	2	2.24	-	-	-	-	-	-	-	
	Finland	WC	3	2	1	0	140	5	1	2.14	-	-	-	-	-	-	-	
2001-02	San Jose	NHL	20	7	6	3	1037	43	2	2.49	1	0	0	8	0	0	0.00	
	Cleveland	AHL	4	4	0	0	242	7	0	1.73	-	-	-	-	-	-	-	
2002	Finland	OLY	-	-	-	-	-	-	-	-	-	-	-	-	-	-	-	
2002-03	San Jose	NHL	22	5	14	0	1199	65	1	3.25	-	-	-	-	-	-	-	
2003-04	San Jose	NHL	-	-	-	-	-	-	-	-	-	-	-	-	-	-	-	
	Calgary	NHL	38	24	10	4	2301	65	4	1.69	26	15	11	1655	51	5	1.85	
	Finland	WCH	6	4	1	1	364	9	2	1.48	-	-	-	-	-	-	-	
2004-05	Timrå IK	Sweden	46	-	-	-	2719	97	5	2.14	6	-	-	356	13	0	2.19	
2005-06	Calgary	NHL	74	42	20	11	4380	151	10	2.07	7	3	4	428	16	0	2.24	
2006-07	Calgary	NHL	74	40	24	9	4419	181	7	2.46	6	2	4	384	18	0	2.81	
2007-08	Calgary	NHL	76	39	26	10	4398	197	2	2.69	7	2	4	336	18	1	3.21	
2008-09	Calgary	NHL	76	45	24	5	4418	209	4	2.84	6	2	4	324	19	0	3.52	
2009-10	Calgary	NHL	73	35	28	10	4235	163	4	2.31	-	-	-	-	-	-	-	
2010	Finland	OLY	6	3	2	0	250	11	1	2.64	-	-	-	-	-	-	-	
2010-11	Calgary	NHL	71	37	24	6	4156	182	6	2.63	-	-	-	-	-	-	-	
TOTALS			NHL	529	276	177	58	30697	1261	40	2.46	56	25	28	3284	127	6	2.32
		FLAMES	482	262	156	55	28306	1148	37	2.43	52	24	27	3127	122	6	2.34	
		AHL	87	46	28	10	5039	197	5	2.35	5	1	3	239	13	0	3.27	

KIPRUSOFF VS NHL

NHL HIGHLIGHTS

Team	Regular Season										Playoffs									
	GP	W	L	T/OT	SO	GA	GAA	SV%			GP	W	L	SHO	GA	SOG	GAA	SV%		
ANA	23	11	8	3	2	52	2.49	.917			7	3	4	0	16	2.22	2.24	0.921		
BOS	6	3	3	0	1	14	2.44	.917			0	0	0	0	0	0	0	0		
BUF	6	3	3	1	2	0	1.79	.938			0	0	0	0	0	0	0	0		
CAR	6	4	0	0	2	9	1.94	.924			0	0	0	0	0	0	0	0		
CHI	27	10	11	5	0	78	3.03	.899			6	2	4	0	19	16.4	3.52	0.884		
COL	43	22	14	5	4	105	2.55	.906			1	0	0	0	0	0	0	0		
CLB	23	15	5	2	2	46	2.10	.926			0	0	0	0	0	0	0	0		
DAL	23	9	11	3	1	54	2.32	.910			0	0	0	0	0	0	0	0		
DET	28	10	12	4	2	74	2.86	.909			12	6	6	2	29	44.2	2.28	0.934		
EDM	43	28	12	3	2	92	2.13	.923			0	0	0	0	0	0	0	0		
FLA	5	3	1	1	1	7	1.38	.942			0	0	0	0	0	0	0	0		
LA	28	17	7	3	1	58	2.10	.924			0	0	0	0	0	0	0	0		
MIN	44	25	14	5	4	90	2.04	.922			0	0	0	0	0	0	0	0		
MTL	12	7	3	0	2	27	2.58	.913			0	0	0	0	0	0	0	0		
NYI	5	1	2	2	0	14	2.75	.906			0	0	0	0	0	0	0	0		
NYR	8	3	4	0	1	17	2.34	.918			0	0	0	0	0	0	0	0		
NSH	25	17	9	2	2	60	2.42	.915			0	0	0	0	0	0	0	0		
NJD	6	1	3	1	0	16	3.02	.895			0	0	0	0	0	0	0	0		
OTT	9	7	1	0	2	19	2.20	.919			0	0	0	0	0	0	0	0		
PHI	7	4	2	1	1	13	1.80	.942			0	0	0	0	0	0	0	0		
PHX	23	12	9	2	1	54	2.38	.914			0	0	0	0	0	0	0	0		
PIT	7	2	3	1	0	14	2.16	.925			0	0	0	0	0	0	0	0		
SJ	26	13	11	2	2	73	2.95	.905			13	6	6	2	29	34.3	2.51	0.915		
STL	24	18	4	2	3	47	1.94	.925			3	1	1	0	5	7.9	2.01	0.937		
TBL	6	2	1	2	0	21	3.66	.865			7	3	4	1	13	17.0	1.72	0.924		
TOR	9	6	1	1	1	24	2.73	.912			0	0	0	0	0	0	0	0		
VAN	44	20	21	6	3	145	3.24	.887			7	4	3	1	16	20.6	2.08	0.922		
WAS	5	2	3	0	0	16	3.29	.897			0	0	0	0	0	0	0	0		
WPG	5	2	3	0	0	16	3.29	.897			0	0	0	0	0	0	0	0		
Totals	529	276	177	58	40	1261	2.46	0.913			56	25	28	6	127	160.8	2.32	0.921		

FIRSTS:

First GP:.....10/24/2000 SJS 3 at CAR 2
 First Win:.....03/29/2001 SJS 7 vs. ANA 4
 First Shutout:.....01/05/2002 SJS 6 vs FLA 0

MOSTS (1 GAME): MOST RECENT

Shots Faced:.....46 (1X) 12/11/09 CGY 1 vs. MIN 2
 Saves:.....44 (1X) 12/11/09 CGY 1 vs. MIN 2
 GA:.....7 (2X) 12/01/2010 CGY 2 vs. VAN 7
 Career Shutouts:.....40 03/01/2011 CGY 6 at STL 0

LONGEST PERSONAL STREAKS:

Longest Win Streak:.....7 (1X) 11/01/2005-11/16/2005
 Streak W/OUT Reg Loss:.....11 (2X) 02/09/2009-03/05/2009 (9-0-2)
 Losing Streak:.....5 (2) 01/13/2010-01/25/2010
 Winless Streak:.....8 (1X) 01/11/2010-01/28/2010 (0-5-3)
 Shutout sequence:.....16:11 04/08/2006-04/15/2006

SHOOTOUT RECORD:

20-27 (allowed 55 goals on 138 attempts)

Last Penalty Shot :

03/04/2011 vs. CLB.....Antoine Vermette (Did not score)

CUPS:

None

2010-11 HIGHLIGHTS

Was tied for third in the NHL in wins (37), tied for sixth in shutouts (6), second in starts for a goalie (71), and third in goalie ice time (4,155:39)... played in 71 or more games for the sixth consecutive season... made 21 saves for the Flames first win of the season in the home opener on Oct. 10... made 34 saves for his 35th career shutout and 32nd as a Flame on Oct. 19... made 27 saves for his 36th career shutout on Oct. 24... earned his fifth win of the season on his 34th Birthday on Oct. 26... named Molson Cup Winner (Oct.) and donated his \$1,000 to the Children's Cottage Society... earned his 250th career win on Dec. 13... played his 500th career game on Jan. 26... won five consecutive starts Jan. 22 - Feb. 3... earned his 250th win with the Flames on Feb. 14... registered the first ever shutout outdoors with a 39 save performance in the Heritage Classic on Feb. 20 - his fourth shutout of the season... earned his fifth shutout making 27 saves on Feb. 27... earned back-to-back shutouts (6th on the season) on Mar. 1 and 2 - his 40th & 41st career shutouts... earned his 30th win on Mar. 4... tied Flames all time wins leader Mike Vernon at 262 with win on Apr. 6.

CAREER HIGHLIGHTS

2009-10: Made 39 saves for the win in the season opener on Oct. 1... stopped 32 of 33 shots on Nov. 7 for his ninth win of the season, and his 199th as a Flame... played in his 400th career NHL game and won his 200th game as a Flame earning a 25 save shut-out on Nov. 10... earned his first ever win in Toronto on Nov. 14 making 38 saves... recorded his 2nd shutout of the season (32nd career) making 40 saves on Nov. 27... shutout streak ended at 15:10 on Dec. 3 after a 2-1 loss... picked up his 16th win with a 35 save performance against his former team (SJS) on Dec. 5... had a season high 44 saves on Dec. 11... earned his 20th win on Dec. 30... named to Finland's Olympic team on Dec. 30... won an Olympic bronze medal (FIN)... earned his 30th win on Mar. 11 - 5th consecutive year with 30+ wins... earned his 31st shutout as a Flame (34th career) on Mar. 11 **2008-09:** Finished 1st in the league in wins (45), GP (76), shots allowed (2155), saves (1946) and TOI (4,417:59)... earned his first win of the season with 25 saves on Oct. 14 COL 4 at CGY 5... played in his fifth season with the Flames... was the winner of the Molson Cup for the month of October - donating \$1000 to the Children's Hospital... extended his winning streak to six games with a 34 save performance on Nov. 1 CGY 3 at LA 2... picked up his 28th career shutout (25th with the Flames) with 18 saves on Nov. 20 CGY 1 at COL 0 - in his 5 seasons with the Flames, Kiprusoff leads all NHL goalies with 10 x-1-0 Wins (Brodeur is 2nd with 8)... made 27 saves for his 20th victory of the season on Dec. 27 OTT 3 at CGY 6, he has now recorded 20+ wins in each of the past five years... earned his 23rd win of the season on Jan. 3 CGY 3 at NSH 2, and his 168th as a Flame tying him for 2nd on the the Flames all-time wins list with Dan Bouchard... made 26 saves on Jan. 6 SJS 2 at CGY 5 for his 169th win as a Flame putting him 2nd overall in wins behind only Mike Vernon... made 24 saves for his 25th victory of the season on Jan. 8 NYI 2 at CGY 5... made 28 saves for his 30th win of the season and his 175th as a Flame on Jan. 30 NSH 1 at CGY 3 - he reached 30 wins in his 48th game of the season. That's the fastest that any goaltender has reached the 30-win mark since Ken Dryden earned his 30th victory in the Canadiens' 46th game in 1975-1976... streak of starting 77 straight home games came to an end on Feb. 7/09... stopped all 36 shots for his 4th shutout of the season (30th career) on Feb. 12 CGY 2 at LA 0... won his sixth straight start stopping 35 shots on Mar. 5 CGY 5 at PHI 1... earned his 40th win of the season on Mar. 12 CGY 6 at DET 5 (SO)... earned his 200th career victory with 18 saves on Mar. 18 DAL 1 at CGY 2... earned his 42nd win of the season on Mar. 23 DET 3 at CGY 5, which ties a career-high... set a new career-high with 43 wins in a season set on Mar. 28 MIN 2 at CGY 3. **PLAYOFFS:** Started all six playoff games for the Flames going 2-4 with a 3.52 GAA and .884 save percentage **2007-08:** Finished 3rd amongst NHL goalies in wins (39), games played (76) and shots against (2096), 4th in saves (1899) and time on ice (4,398), 7th in PIMS (8), and 8th in assists (2)... finished second in the Molson Cup three-star standings... signed a six year contract extension on Oct. 29... made 26 saves in his 7th win of the season, and had an assist on the game tying goal on Nov. 13 MIN 2 at CGY 3... made 32 saves on 33 shots including stopping all three in the shutout on Dec. 11 CGY 2 at FLA 1 SO, and was named as the games 1st star for the second consecutive game... recorded his sixth straight road win and was named 1st star with 36 saves on Dec. 18 CGY 3 at CBJ 1... was runner-up in the Molson Cup standings for the month of December (donated \$500 to Breast Cancer)... earned his 20th win of the season with a 29 save performance on Jan. 2 NYR 3 at CGY 4... had a season high 40 saves on Feb. 12 CGY 4 at SJS 3 OT... stopped Jeff Giuliano on a penalty shot on Feb. 15 CGY 3 at LA 6... earned his 30th win of the season making 24 saves on 25 shots on Feb. 19 CGY 4 at PHX 1... earned his first shutout of the season with a 38 save performance on Feb. 22 DET 0 at CGY 1... was named as the NHL's 2nd star of the week (Feb. 18-24) registering three wins, his first shutout of the season, a .980 (100 of 102 shots) save percentage and a 0.67 GAA... earned his second shutout of the season with a 39 save performance on Mar. 4 CLB 0 at CGY 1... played in his 300th career game, winning with a 34 save performance on Mar. 16 CGY 4 at CHI 2... earned his 38th win of the season tying him with Rejean Lemelin for 3rd on the Flames all time wins list (144) on Mar. 25 VAN 2 at CGY 3... won his 145th game as a Flame moving him in to 3rd place on the Flames all time list on Apr. 1 CGY 3 at EDM 2... **PLAYOFFS:** played in all seven playoff games recording two wins, one shutout and a .908 save percentage... registered his 1st win of the playoffs with a 37/39 save performance on Apr. 9 CGY 3 at SJS 2... made an outstanding 41 saves on 43 shots (.954%) on Apr. 10 CGY 0 at SJS 2... made 21 saves to record his 6th career playoff shutout (1st since game #3 of the Stanley Cup Final in April) on Apr. 20 SJS 0 at CGY 2... **2006-07:** Played in his third season with the Flames... finalist for Vezina Trophy... named to the Western Conference All-Star Team... played in 74 games posting a 40-24-9 record with 7 shut-outs, a .917 save % and a 2.46 GAA... was T-2nd in wins (40), T-3rd in shut-outs (7), and 12th in GAA (2.46) amongst NHL goaltenders... set a new Flames record for shut-outs (21) in a career... posted 7 shut-outs: Mar. 27 at MIN (38 saves), Jan. 20 at EDM (32 saves), Jan. 9 vs. MIN (26 saves), Dec. 5 vs. CAR (23 saves), Nov. 14 vs. STL (24 saves), Nov. 10 vs. ANA (37 saves), and Oct. 12 at OTT (33 saves)... named as the Calgary Flames Molson Cup Winner having been picked as one of the games three stars in 24 (a third) of the games he played in... was named Second Star in the NHL "Three Stars" for the week ending Nov. 12... was named First Star in the NHL "Three Stars" for the week ending Apr. 1 with three wins, a 1.30 GAA and a .959 save percentage and one shut-out... earned his second longest consecutive shut-out streak at 16:02 from Nov. 11 through Nov. 17... registered 10,000 minutes played on Nov. 14 vs. STL (W 3-0)... surpassed Phil Myre on the Flames all-time career wins list to move into 4th spot with 106 wins on Nov. 28 vs. COL (W 5-2)... earned his 100th career win on Jan. 9 vs. MIN (W 3-0)... played in his 200th career game on Jan. 17 at DAL (L 2-4)... earned his 100th win as a Flame on Mar. 12 vs. STL (W 5-4)... **PLAYOFFS:** Played in all six games vs. DET posting a 2-4 record, a .929 save percentage and a 2.81 GAA **2005-06:** Played in his second season with the Flames, was named to the NHL First All-Star Team, captured the William Jennings Trophy for the team allowing the fewest goals against and the Vezina Trophy for best goalie in the league... also a finalist

CAREER HIGHLIGHTS CONT'

for the Hart Trophy ... played in 74 games posting a 42-20-11 record with 10 shut-outs, a .923 save percentage and a 2.07 GAA ... set a new Flames record for wins (42) in a season and individual shut-outs (10) ... led the league in GAA, shut-outs, 2nd in wins and 3rd in save % (while playing at least 31 games more than each of the leaders) ... won the Defensive Player of the Week award (DPW) for the week ending Apr. 16th with a 0.67 GAA and a 2-0-1 record with two shut-outs ... named runner-up for DPW for week ending Apr. 2 with a 1.67 GAA and a 3-0-0 record ... named runner-up for DPW for the week of Feb. 5-12 with a 2.00 record and a 2.00 GAA ... named runner-up Defensive Player of the Month (DPM) for Dec. posting a 8-2-1 and a 2.41 GAA ... named DPW for the week ending Dec. 11 playing two games posting 0.47 GAA and .983 save percentage ... named DPW for the first week of Nov. playing in three games posting a 3-0-0 record, a 0.33 GAA, one GA, two shut-outs and a .984 save percentage ... posted 10 shut-outs: Apr. 13 vs. COL (23 saves), Apr. 11 vs. ANA (32 saves), Mar. 9 vs. DAL (39 saves), Mar. 4 vs. SJS (26 saves), Jan. 6 vs. TOR (27 saves), Dec. 17 vs. BOS (26 saves), Dec. 6 at PHI (27 saves), Nov. 5 vs. VAN (23 saves), Nov. 1 vs. MIN (23 saves), Oct. 15 vs. EDM (33 saves) ... set a new Flames record with his 40th win on Apr. 7 vs. MIN ... tied Mike Vernon for most wins in a season by a Flames goaltender (39) on Apr. 5 vs. PHX ... set a new personal record with his 25th win of the season making 29 saves on 30 shots on Jan. 21 vs. BUF ... set a new Flames record with his 6th shut-out stopping all 27 shots from TOR on Jan. 6 ... did not allow a goal for 117:40 from Oct. 10 (9:34-3rd period) to Oct. 17 (7:14-3rd period) ... **PLAYOFFS:** Played in all six games vs. ANA posting a 4-0 record, a .929 save percentage and a 2.24 GAA ... **2004-05:** Played in 46 games with Timrå IK of the Swedish Elite League posting a 2.14 GAA with five shut-outs ... **PLAYOFFS:** Played in six playoff games recording a 2.19 GAA ... **2003-04:** Played his first season with the Flames setting a new NHL record for GAA (1.69) in a season ... led the NHL in GAA and was tied for first in save percentage (.933) ... finished second in balloting for the Vezina trophy ... captured the defensive Player of the Week honours for the week of Feb. 9-15 recording a 3-0-0 record, a 1.34 GAA and a .940 save percentage ... named NHL Defensive Player of the Month for December ... named NHL Defensive Player of the Week for the week of Dec. 1-7 posting a 4-0-0 record, a 1.00 GAA and a .957 save percentage ... established new Flames record in GAA (1.69) and save percentage (.933) in a season while also helping set a new team record with 11 team shut-outs ... posted a career-high 24 wins while appearing in a career-high 38 NHL games ... recorded his 20th win on the season on Mar. 16 at DET ... made a season high 35 saves in a OT win on Dec. 16 at PHI ... recorded his first shut-out with the Flames making 23 saves on Dec. 11 vs. CAR ... posted his fourth straight win and allowed only one goal on Dec. 7 vs. PIT ... made 22 saves on 23 shots for his first win with Calgary (also his first game with Flames) on Nov. 20 vs. MTL ... **PLAYOFFS:** Played in the most playoff games (26) of all goaltenders in the playoffs posting a 15-11 record with five shut-outs and a 1.85 GAA ... led all goalies with five playoff shut-outs (Flames team record) ... recorded his 15th win of the playoffs making 26 saves on 28 shots in Game 5 at TBL on June 3 ... posted his fifth shut-out of the playoffs and his first in the Stanley Cup Finals making 21 saves in Game 3 vs. TBL on May 29 ... made 23 saves on 24 shots to post the win in his first Stanley Cup Final appearance on May 25 at TBL ... allowed only one goal in the series winning game in Game 6 vs. SJS on May 19 ... posted his 4th shut-out (setting a new team record for most shut-outs in the playoffs) making 19 saves in Game 5 at SJS on May 17 ... made 49 saves on 52 shots against his former team in a 4-3 win in Game 1 at SJS on May 9 ... recorded his 2nd consecutive shut-out in Game 6 vs. DET (making 38 saves) ... stopped all 31 shots faced in a 1-0 win in Game 5 on May 1 at DET ... made 26 saves in a Game 7 OT win on Apr. 19 at VAN ... recorded his 1st NHL career playoff shut-out while also posting a PP assist on Apr. 13 vs. VAN ... posted his 2nd career playoff win and his 1st with the Flames making 25 saves on 26 shots on Apr. 9 at VAN ... made his Calgary Flames post season debut on Apr. 7 at VAN ... **2002-03:** Stopped 33 shots in OT win Mar. 6 vs. MTL ... made season-high 35 saves on a season-high 37 shots faced Mar. 4 at EDM ... posted first shutout of the season and third of his career with a 29-save effort Jan. 11 vs. VAN ... stopped 20 shots to pick up first win of the season Oct. 24 at NSH ... **2001-02:** Netted second NHL shutout Mar. 9 vs. VAN, making 32 saves ... named runner-up for NHL Player of the Week for Dec. 31-Jan. 6 after posting 3-0-0 record, 0.78 GAA, .974 save percentage and a shutout ... finished 10th in voting for Calder Memorial Trophy ... posted first career shutout making 28 saves on Jan. 5 vs. FLA ... named Sher-Wood AHL Player of the Week for the period ending Nov. 25 after posting a 4-0-0-0 record, 1.73 GAA and .949 save percentage in 4 games with Cleveland (AHL) during conditioning assignment ... made career-high 38 saves in 2-2 tie Oct. 20 at NYI ... **PLAYOFFS:** Appeared in one game and made two saves in eight minutes at COL (May 4, G2, WCS) ... **2000-01:** Made 1st career NHL start, stopping 22 shots and picked up 2nd win of the season Apr. 8 at ANA ... recorded 1st career NHL win, stopping 12 shots in relief Mar. 29 vs. ANA ... shared team shutout with Nabokov in 3-0 win vs. MTL on Mar. 12 ... recalled from Kentucky Mar. 5 ... posted 19-9-6 record (36 games), 2 shutouts, ranked 3rd in AHL in GAA (2.24) and T-3rd in save percentage (.926) at time of recall ... started 2nd consecutive AHL All-Star Game ... made NHL debut Oct. 24 at CAR in relief of a temporarily injured Nabokov ... **PLAYOFFS:** Made 1st career NHL playoff start and captured 1st career playoff win (also becoming the 1st Finnish-born netminder to capture a NHL postseason win) with 39 saves in Game 4 vs. STL on Apr. 17 (3-2 W) ... his 39 saves in Game 4 is tied for the 5th highest total for a rookie goaltender in his 1st career playoff start ... combined with Nabokov to become 1st goaltending duo since 1995 (WSH's Jim Carey and Olaf Kolzig) to capture their 1st career playoff wins in the same series ... made NHL playoff debut with 20 minutes of relief in Game 3 vs. STL on Apr. 16 ... **1999-00:** Finished 4th in AHL GAA (2.48) and helped Kentucky capture their 1st-ever Mid-Atlantic Division title ... dressed for 1st NHL game Feb. 26 vs. LAK (DNP) ... ranked 1st in AHL with a .927 save percentage and 2nd with a 2.38 GAA at time of recall ... started in AHL All-Star Game for Planet/USA ... posted 1st AHL shutout in 1-0 win over St. John's, stopping 26 shots ... stopped 49 of 50 shots Dec. 3 vs. Albany ... made AHL debut Oct. 2 at Cincinnati ... **1998-99:** Led Finnish League in wins (26) and TPS to regular season and playoff championship of Finnish League ... rated one of top goaltenders in Finland ... helped team capture Finnish League title.


INTERNATIONAL HIGHLIGHTS

2009-10: Played in six games, earning one shutout, at the 2010 Winter Olympic Games and led Team Finland to a bronze medal... **2004-05:** Played in all six games with Finland at the 2004 World Cup of Hockey helping lead his team to the finals while posting a 4-1-1 record with a 1.48 GAA, two shut-outs and a .940 save percentage... **2000-01:** Competed for Team Finland at the 2001 World Championships held in Germany, helping club capture silver medal... **1998-99:** Represented Finland at the 1999 World Championships in Norway... **1995-96:** Played three games with Finland at the World Junior Championships in Boston, MA... **1994-95:** Represented Finland at the World Junior Championships in Red Deer, AB posting a 2.58 GAA in two games.

THE PLAYERS



**TOM
KOSTOPOULOS 16**



16

TOM KOSTOPOULOS

RIGHT WING

BORN: Mississauga, ON
DATE: January 24, 1979
HEIGHT: 6'0"
WEIGHT: 197 lbs.
SHOOTS: Right

DRAFTED: PIT - 7th round, 204th overall, in the 1999 NHL Draft
HOW ACQUIRED: From Carolina along with Anton Babchuk in exchange for Ian White and Brett Sutter on November 17, 2010

CAREER RECORD

Season	Club	Lea.	REGULAR SEASON						PLAYOFFS					
			GP	G	A	PTS	PIM		GP	G	A	PTS	PIM	
1996-97	London	OHL	64	13	12	25	67		-	-	-	-	-	
1997-98	London	OHL	66	24	26	50	108		16	6	4	10	26	
1998-99	London	OHL	66	27	60	87	114		25	19	16	35	32	
1999-00	Wilkes-Barre/Scranton	AHL	76	26	32	58	121		-	-	-	-	-	
2000-01	Wilkes-Barre/Scranton	AHL	80	16	36	52	120		21	3	9	12	6	
2001-02	Pittsburgh	NHL	11	1	2	3	9		-	-	-	-	-	
	Wilkes-Barre/Scranton	AHL	70	27	26	53	112		-	-	-	-	-	
2002-03	Pittsburgh	NHL	8	0	1	1	0		-	-	-	-	-	
	Wilkes-Barre/Scranton	AHL	71	21	42	63	131		6	1	2	3	7	
2003-04	Wilkes-Barre/Scranton	AHL	21	7	13	20	43		24	7	16	23	3	
	Pittsburgh	NHL	60	9	13	22	67		-	-	-	-	-	
2004-05	Manchester	AHL	64	25	46	71	99		6	0	7	7	10	
2005-06	Los Angeles	NHL	76	8	14	22	100		-	-	-	-	-	
2006-07	Los Angeles	NHL	76	7	15	22	73		-	-	-	-	-	
2007-08	Montreal	NHL	67	7	6	13	113		12	3	1	4	6	
2008-09	Montreal	NHL	78	8	14	22	106		4	0	1	1	4	
2009-10	Carolina	NHL	82	8	13	21	106		-	-	-	-	-	
2010-11	Carolina	NHL	17	1	3	4	30		-	-	-	-	-	
	Calgary	NHL	59	7	7	14	44		-	-	-	-	-	
TOTALS			NHL	534	56	88	144	648	16	3	2	5	10	
		FLAMES	59	7	7	14	44		-	-	-	-	-	
		AHL	382	122	195	317	626		57	11	34	45	26	
		OHL	196	64	98	162	289		41	25	20	45	58	

KOSTOPOULOS VS NHL

TEAM	Regular Season						Playoffs					
	GP	G	A	PTS	PIM		GP	G	A	PTS	PIM	
Anaheim	22	4	4	8	25		0	0	0	0	0	
Boston	24	3	4	7	77		11	2	2	4	6	
Buffalo	25	2	3	5	19		0	0	0	0	0	
Calgary	11	1	1	2	11		0	0	0	0	0	
Carolina	13	0	2	2	14		0	0	0	0	0	
Chicago	16	1	5	6	14		0	0	0	0	0	
Colorado	16	4	6	10	23		0	0	0	0	0	
Columbus	13	0	4	4	25		0	0	0	0	0	
Dallas	23	4	5	9	39		0	0	0	0	0	
Detroit	11	1	2	3	4		0	0	0	0	0	
Edmonton	15	0	2	2	11		0	0	0	0	0	
Florida	22	3	3	6	30		0	0	0	0	0	
Los Angeles	7	1	1	2	4		0	0	0	0	0	
Minnesota	18	3	1	4	13		0	0	0	0	0	
Montreal	9	1	1	2	18		0	0	0	0	0	
Nashville	15	2	2	4	16		0	0	0	0	0	
New Jersey	18	0	1	1	24		0	0	0	0	0	
NY Islanders	18	4	4	8	25		0	0	0	0	0	
NY Rangers	21	1	7	8	35		0	0	0	0	0	
Ottawa	24	8	3	11	22		0	0	0	0	0	
Philadelphia	18	3	3	6	28		5	1	0	1	4	
Phoenix	21	2	3	5	11		0	0	0	0	0	
Pittsburgh	14	0	0	0	6		0	0	0	0	0	
St. Louis	16	2	1	3	22		0	0	0	0	0	
San Jose	22	0	4	4	26		0	0	0	0	0	
Tampa Bay	20	1	3	4	35		0	0	0	0	0	
Toronto	24	2	3	5	36		0	0	0	0	0	
Vancouver	18	1	3	4	9		0	0	0	0	0	
Washington	21	0	4	4	10		0	0	0	0	0	
Winnipeg	19	2	3	5	17		0	0	0	0	0	
TOTALS	534	56	88	144	648		16	3	2	5	10	

NHL HIGHLIGHTS

FIRSTS:

First GP:..... 12/29/2001 PIT 2 vs. OTT 5
 First Goal:..... 12/29/2001 PIT 2 vs. OTT 5
 First Goal vs.:..... Lalime, Patrick at 7:32 of period 1
 First Asst:..... 01/03/2002 PIT 2 at NYI 4

MOSTS (1 GAME): MOST RECENT

Goals:..... 2 (2X) 03/20/2011 CGY 4 at ANA 5
 Assists:..... 2 (8X) 11/03/2010 CAR 7 vs. NYI 2
 Points:..... 3 (1X) 03/20/2011 CGY 4 at ANA 5 (2G-1A)
 SOG:..... 6 (4X) 10/21/2009 CAR 3 at NYI 4
 PIM:..... 22 (1X) 11/17/2007 MTL 7 vs. BOS 4
 Multi-Pt Games:..... 17 03/20/2011 CGY 4 at ANA 5 (2G-1A)

LONGEST PERSONAL STREAKS:

Goals:..... 2 (2X) 12/27/2010 - 12/31/2010 (2G)
 Assists:..... 2 (16X) 03/23/2011 - 03/26/2011 (2A)
 Pts:..... 4 (1X) 12/29/2003 - 01/03/2004 (1G-3A)

CUPS:

None

2010-11 HIGHLIGHTS

Tied his career high for power-play goals in a season with two... **HURRICANES:** Netted his first goal of the season on Nov. 13... was leading the Hurricanes in PIMS (30) at the time of the trade on Nov. 17... **FLAMES:** Played his first game for the Flames on Nov. 19... scored his first goal as a Flame on Dec. 7... scored his second goal on Dec. 27... had a goal and an assist on Dec. 31... played in his 500th career game on Jan. 7... was suspended for six games from Jan. 11 - 21... first game back was on Jan. 22 in Vancouver... scored his fifth goal of the season on the power-play Feb. 16... scored his sixth goal on Mar. 9... had a career-high three points (2G, 1A) and was a team high +3 on Mar. 20.

CAREER HIGHLIGHTS

2009-10: Was the only player to play in all 82 of the Hurricanes' games... was first on the team in penalty minutes (106) and hits (160) and first among Carolina forwards in blocked shots (50)... was part of the scoring play on three of Carolina's seven short-handed goals (2g, 1a)... racked up 14 penalty minutes on Oct. 3 vs. BOS... scored his first goal with the Hurricanes - a short-handed, unassisted tally - vs. FLA on Oct. 9... registered a season-high seven hits in 15:27 of ice time vs. VAN on Dec. 5... had his first multi-point game with Carolina when he earned two assists at WSH on Dec. 11... notched his second short-handed goal of the season at NSH on Jan. 7... netted his fifth goal of the season and registered five hits vs. OTT on Jan. 10... earned his second multi-assist game of the season with a pair of helpers and was +2 at NYR on Jan. 27... earned two assists vs. CHI on Jan. 30... netted his eighth goal of the season vs. OTT on Mar. 4... **2008-09:** Matched his career-high for points with 22 (8g, 14a) and established a new career-high in games played (78)... ranked second among Canadiens skaters in penalty minutes (106) and hits (167)... skated in all four postseason contests for the Canadiens, as Montreal was eliminated in four games by Boston... earned one assist and totaled four penalty minutes. **2007-08:** Led Montreal in short-handed goals (3) and penalty minutes (113)... scored his first goal for the Canadiens with a short-handed tally on November 1 vs. PHI... earned his second career "Gordie Howe hat trick" (goal, assist, fighting major) vs. BOS on Jan. 1... delivered a team-high 32 hits in March... **2006-07:** Established a career-high with 15 assists and matched his career-high in points with 22... Was second among LA Kings with 119 hits... voted by his teammates as the winner of the Ace Bailey Memorial award, given to the team's most inspirational player... also voted by his teammates as the winner of the team's Unsung Hero award... **2005-06:** Appeared in 76 games for Los Angeles, matching his career-high with 22 points... ranked third among Kings in penalty minutes (100)... ranked third among Kings skaters with 92 hits... registered a "Gordie Howe hat trick" vs. CHI on Nov. 2 with a goal, an assist and a fighting major... played his 100th NHL game vs. COL on Nov. 19... **2004-05:** Was third among Manchester Monarchs (AHL) skaters in scoring (71 points) in 64 games... finished second on the team in assists (46)... led all Manchester forwards with a (+30) rating, and led the team with eight game-winning goals... **2003-04:** Appeared in 60 games with the Pittsburgh Penguins, finishing the season with career-highs in points (22) and goals (9)... averaged 14:25 of ice time per game for Pittsburgh... ranked fifth among Penguins with 67 penalty minutes... two of his nine goals came on the power-play and one was short-handed... had a career-high, four-game point streak (1+3) from Dec. 29 - Jan. 3... re-joined Wilkes-Barre/Scranton (AHL) for the Calder Cup Playoffs and led the team in postseason scoring with 23 points (7G, 16A) in 24 games as the Baby Pens advanced to the Calder Cup Finals before falling to Milwaukee... **2002-03:** Played in eight NHL games after being recalled to Pittsburgh on Jan. 9, earning one assist... returned to Wilkes-Barre/Scranton on Jan. 26, and finished the season ranked second among Baby Pens skaters in scoring (63 points)... led the team in assists (42) and ranked second in goals (21) and penalty minutes (131)... had nine power-play goals and three game-winning goals... registered his first professional hat trick vs. Binghamton on Feb. 26... was named the sixth captain in Wilkes-Barre/Scranton history on Mar. 14... had 18 multi-point efforts on the AHL level... **2001-02:** Split the season between Wilkes-Barre/Scranton and Pittsburgh, skating in 11 NHL games with the Penguins... made his NHL debut vs. OTT on Dec. 29, scoring his first NHL goal on his first NHL shot against Patrick Lalime... earned his first NHL assist at NYI on Jan. 3... led Wilkes-Barre/Scranton in goals (27), points (53) and power-play goals (10), appearing in 70 games... was tied for first among Baby Pens with three game-winning goals and ranked second on the team with 26 assists... represented Canada at the 2002 AHL All-Star Classic... completed the season as Wilkes-Barre/Scranton's all-time leader in games played (226), goals (69), assists (94) and points (163)... **2000-01:** Ranked third among Wilkes-Barre/Scranton skaters in points (52)... was sixth on the team in goals (16) and tied for third on the team in assists (36)... ranked second among Baby Pens with a (+6) rating... had 12 points (3G, 9A) in 24 playoff games as Wilkes-Barre/Scranton advanced to the Calder Cup Finals before falling to Saint John in six games... **1999-00:** Completed his first professional season, spending the entire year with Wilkes-Barre/Scranton... ranked second on the team in goals (26), assists (32) and points (58)... had a four-assist game vs. Hershey.


JUNIOR HIGHLIGHTS

Played in 196 career games with the London Knights of the OHL posting 162 points (64G, 98A) ... **1998-99:** Led the Knights with 60 assists and ranked second on the team with 87 points, skating in 66 games... ranked first among Knights skaters in goals (19) and points (35) during the playoffs, leading London to the OHL Finals before falling to Belleville in seven games... **1997-98:** Tallied 50 points (24G, 26A) in 66 games to help London capture the West division crown... ranked third among Knights skaters in goals (6) and fourth in points (10) during the OHL playoffs... **1996-97:** Played his first season of junior hockey for London, totalling 13 goals, 12 assists and 67 penalty minutes in 64 games played.



**BRENDAN
MIKKELSON**

29



29

BRENDAN MIKKELSON

DEFENCE

BORN: Regina, SK
DATE: June 22, 1987
HEIGHT: 6'3"
WEIGHT: 206 lbs.
SHOOTS: Left

DRAFTED: ANA - 2nd round, 31st overall, in the 2005 NHL Draft
HOW ACQUIRED: Claimed off waivers on October 19, 2010

CAREER RECORD

Season	Club	Lea.	REGULAR SEASON					PLAYOFFS				
			GP	G	A	PTS	PIM	GP	G	A	PTS	PIM
2003-04	Portland	WHL	65	3	12	15	43	5	1	0	1	0
2004-05	Portland	WHL	70	5	10	15	60	7	1	2	3	0
2005-06	Portland	WHL	3	1	1	2	4	-	-	-	-	-
	Vancouver	WHL	19	1	8	9	37	-	-	-	-	-
2006-07	Vancouver	WHL	69	6	23	29	60	21	3	7	10	10
2007-08	Portland	AHL	66	6	10	16	50	14	2	6	8	2
2008-09	Iowa	AHL	31	2	8	10	18	-	-	-	-	-
	Anaheim	NHL	34	0	2	2	17	-	-	-	-	-
2009-10	Toronto	AHL	49	7	15	22	43	-	-	-	-	-
	Anaheim	NHL	28	0	2	2	14	-	-	-	-	-
2010-11	Anaheim	NHL	5	0	1	1	7	-	-	-	-	-
	Calgary	NHL	19	0	1	1	2	-	-	-	-	-
	Abbotsford	AHL	4	0	1	1	4	-	-	-	-	-
TOTALS			NHL	86	0	6	6	40	-	-	-	-
			AHL	150	15	34	49	115	14	2	6	8
			WHL	226	16	54	70	204	33	5	9	14

MIKKELSON VS NHL

TEAM	Regular Season				Playoffs			
	GP	G	A	PTS	GP	G	A	PTS
Boston	1	0	0	0	0	0	0	0
Buffalo	2	0	0	0	0	0	0	0
Calgary	1	0	0	0	0	0	0	0
Carolina	1	0	0	0	0	0	0	0
Chicago	4	0	0	0	0	0	0	0
Colorado	5	0	1	1	2	0	0	0
Columbus	4	0	0	0	7	0	0	0
Dallas	4	0	0	0	4	0	0	0
Detroit	6	0	0	0	2	0	0	0
Edmonton	4	0	0	0	2	0	0	0
Los Angeles	3	0	0	0	0	0	0	0
Minnesota	3	0	1	1	0	0	0	0
Nashville	5	0	0	0	0	0	0	0
New Jersey	3	0	0	0	0	0	0	0
NY Islanders	1	0	0	0	0	0	0	0
NY Rangers	3	0	0	0	4	0	0	0
Ottawa	2	0	0	0	2	0	0	0
Philadelphia	2	0	0	0	0	0	0	0
Phoenix	8	0	0	0	4	0	0	0
Pittsburgh	4	0	0	0	2	0	0	0
St. Louis	3	0	0	0	7	0	0	0
San Jose	6	0	0	0	2	0	0	0
Tampa Bay	2	0	0	0	0	0	0	0
Toronto	2	0	1	1	0	0	0	0
Vancouver	5	0	2	2	0	0	0	0
Washington	1	0	1	1	0	0	0	0
Winnipeg	1	0	0	0	2	0	0	0
Totals	86	0	6	6	40	0	0	0

NHL HIGHLIGHTS

FIRSTS:

First GP:01/02/2009 ANA 4 vs. PHI 5
 First Asst:01/31/2009 ANA 4 at COL 3

MOSTS (1 GAME): MOST RECENT

Goals:..... 0 (86X) 04/09/2011 CGY 2 vs. VAN 3
 Assists:1 (6X) 10/30/2010 CGY 2 vs. WSH 7
 Points: 1 (6X) 10/30/2010 CGY 2 vs WSH 7 (0G-1A)
 SOG:4 (1X) 01/04/2009 ANA 2 vs. PHX 0
 PIM: 5 (2X) 10/11/2010 ANA 1 at STL 5

LONGEST PERSONAL STREAKS:

Assists: 1 (6X) 10/30/2010 - 10/30/2010 (1A)
 Pts: 1 (6X) 10/30/2010 - 10/30/2010 (0G-1A)

CUPS:

None

2010-11 HIGHLIGHTS

DUCKS: Appeared in five games with Anaheim this season averaging 19:24 TOI... earned his fifth career assist and first of the season on Oct. 13... **FLAMES:** Signed as a free agent by Calgary on Oct. 19... made his Flames debut on Oct. 22... led the team in blocked shots (3) on Nov. 24 ... assigned to Abbotsford (AHL) on conditioning assignment on Jan. 2... played in his 150th career AHL game - registered one assist in four games with Abbotsford ... recalled on Jan. 9.

CAREER HIGHLIGHTS

2009-10: DUCKS: Appeared in his second NHL season with Anaheim in 2009-10, earning two points with 14 PIM in 28 games... earned his first assist of the year along with a career-high +3 rating, Oct. 14 vs. MIN... registered his fourth career NHL assist and second of the season, Oct. 26 vs. TOR... set a career-high with 20:57 TOI, Apr. 9 vs. STL... **MARLIES (AHL):** Also appeared in 49 games with the AHL's Toronto Marlies, earning 22 points (7G, 15A) with 43 PIM... led all Toronto defencemen in goals and ranked second in points and assists... had three multi-point games, including Dec. 11 vs. CHI (2A), Mar. 7 vs. Hartford (1G, 1A) and Mar. 13 at Milwaukee (2A)... his two multi-point games in March bookended a season-high four-game point streak (2G, 4A) from Mar. 7-13... **2008-09: DUCKS:** Made his NHL debut, collecting two points in 34 games with Anaheim... made his NHL debut on Jan. 2 vs. PHI, recording 13:39 TOI... collected his first NHL point (assist) on Jan. 31 vs. COL... earned his second career assist on Apr. 2 vs. VAN... **CHOPS (AHL):** In 31 games with Iowa (AHL), collected 10 points (2G, 8A)... **2007-08:** Competed in his first professional season with Portland (AHL) and recorded 16 points (6G, 10A) in 66 regular season contests... **PLAYOFFS:** Helped the Pirates to an Eastern Conference Finals appearance in the 2008 Calder Cup Playoffs, earning 8 points (2G, 6A) in 14 playoff games.

JUNIOR HIGHLIGHTS


Played 226 games over parts of three seasons with Portland and parts of two seasons with Vancouver of the WHL, recording 16 goals, 54 assists, and 204 PIM. **2006-07:** Won the Memorial Cup with Vancouver, beating Medicine Hat.

THE PLAYERS



**BRENDAN
MORRISON**

8



8

BRENDAN MORRISON

CENTRE

BORN: Pitt Meadows, BC
DATE: August 15, 1975
HEIGHT: 5'9"
WEIGHT: 176 lbs.
SHOOTS: Left

DRAFTED: NJD - 2nd round, 39th overall,
 in the 1993 NHL Draft
HOW ACQUIRED: Signed as free agent on
 July 15, 2011

CAREER RECORD

Season	Club	Lea.	REGULAR SEASON					PLAYOFFS				
			GP	G	A	PTS	PIM	GP	G	A	PTS	PIM
1992-93	Penticton	BCJHL	56	35	59	94	45	-	-	-	-	-
1993-94	U.of Michigan	CCHA	38	20	28	48	24	-	-	-	-	-
1994-95	U. of Michigan	CCHA	39	23	53	76	42	-	-	-	-	-
1995-96	U. of Michigan	CCHA	35	28	44	72	41	-	-	-	-	-
1996-97	U. of Michigan	CCHA	43	31	57	88	52	-	-	-	-	-
1997-98	New Jersey	NHL	11	5	4	9	0	3	0	1	1	0
	Albany	AHL	72	35	49	84	44	8	3	4	7	19
1998-99	New Jersey	NHL	76	13	33	46	18	7	0	2	2	0
1999-00	Vancouver	NHL	12	2	7	9	10	-	-	-	-	-
	New Jersey	NHL	44	5	21	26	8	-	-	-	-	-
	Pardubice	Czech	6	5	2	7	2	-	-	-	-	-
2000-01	Vancouver	NHL	82	16	38	54	42	4	1	2	3	0
2001-02	Vancouver	NHL	82	23	44	67	26	6	0	2	2	6
2002-03	Vancouver	NHL	82	25	46	71	36	14	4	7	11	18
2003-04	Vancouver	NHL	82	22	38	60	50	7	2	3	5	8
2004-05	Linköping	SEL	45	16	28	44	50	6	0	2	2	10
2005-06	Vancouver	NHL	82	19	37	56	84	-	-	-	-	-
2006-07	Vancouver	NHL	82	20	31	51	60	12	1	3	4	6
2007-08	Vancouver	NHL	39	9	16	25	18	-	-	-	-	-
2008-09	Anaheim	NHL	62	10	12	22	16	-	-	-	-	-
	Dallas	NHL	19	6	3	9	16	-	-	-	-	-
2009-10	Washington	NHL	74	12	30	42	40	5	0	1	1	2
2010-11	Calgary	NHL	66	9	34	43	16	-	-	-	-	-
	TOTALS	NHL	895	196	394	590	440	58	8	21	29	40
		FLAMES	66	9	34	43	16	-	-	-	-	-
		AHL	72	35	49	84	44	8	3	4	7	19
		CCHA	155	102	182	284	159	-	-	-	-	-

MORRISON VS NHL

TEAM	Regular Season				Playoffs					
	GP	G	A	PTS	PIM	GP	G	A	PTS	PIM
Anaheim.....	35	1	16	17	26	5	1	1	2	4
Boston.....	21	4	4	8	4	0	0	0	0	0
Buffalo.....	23	8	10	18	8	0	0	0	0	0
Calgary.....	49	18	22	40	24	7	2	3	5	8
Carolina.....	22	4	16	20	10	0	0	0	0	0
Chicago.....	39	9	13	22	20	0	0	0	0	0
Colorado.....	53	15	25	40	24	4	1	2	3	0
Columbus.....	34	10	20	30	32	0	0	0	0	0
Dallas.....	34	11	10	21	20	7	0	2	2	2
Detroit.....	40	6	17	23	22	6	0	2	2	6
Edmonton.....	54	18	20	38	32	0	0	0	0	0
Florida.....	19	7	11	18	8	0	0	0	0	0
Los Angeles.....	43	6	21	27	40	0	0	0	0	0
Minnesota.....	52	4	20	24	34	7	2	5	7	6
Montreal.....	26	4	13	17	12	5	0	1	1	2
Nashville.....	37	10	22	32	16	0	0	0	0	0
New Jersey.....	12	1	4	5	10	0	0	0	0	0
NY Islanders.....	19	6	8	14	6	0	0	0	0	0
NY Rangers.....	17	5	6	11	4	0	0	0	0	0
Ottawa.....	23	4	5	9	8	3	0	1	1	0
Philadelphia.....	20	2	8	10	6	0	0	0	0	0
Phoenix.....	38	8	19	27	6	0	0	0	0	0
Pittsburgh.....	21	3	8	11	2	7	0	2	2	0
St. Louis.....	36	7	15	22	18	7	2	2	4	12
San Jose.....	40	6	18	24	22	0	0	0	0	0
Tampa Bay.....	19	1	14	15	4	0	0	0	0	0
Toronto.....	25	6	9	15	10	0	0	0	0	0
Vancouver.....	12	3	3	6	0	0	0	0	0	0
Washington.....	17	2	6	8	0	0	0	0	0	0
Winnipeg.....	15	7	11	18	12	0	0	0	0	0
Totals.....	895	196	394	590	440	58	8	21	29	40

NHL HIGHLIGHTS

FIRSTS:

First GP:.....12/04/1997 NJD 4 at PIT 0
 First Goal:.....12/04/1997 NJD 4 at PIT 0
 First Goal vs.:.....Barrasso, Tom at 12:37 of period 2
 First Asst:.....04/05/1998 NJ 3 vs PHX 2

MOSTS (1 GAME): MOST RECENT

Goals:3 (1X) 11/29/2003 VAN 4 at CGY 4
 Assists:4 (2X) 12/23/2005 VAN 5 vs. CGY 6
 Points: ...4 (4X) 12/23/2005 VAN 5 vs. CGY 6 (OG-4A)
 SOG:8 (2X) 12/22/2003 VAN 4 vs. LAK 4
 PIM:10 (1X) 01/21/1999 NJD 3 at LAK 2
 Hat Tricks:..1 11/29/2003 VAN 4 at CGY 4 (3G) Multi-Pt
 Multi-Pt Games:..124 03/01/2011 CGY 6 at STL 0 (OG-3A)

LONGEST PERSONAL STREAKS:

Goals:4 (2X) 10/30/2003 - 11/05/2003 (4G)
 Assists:6 (2X) 12/21/2002 - 01/02/2003 (8A)
 Pts:9 (1X) 10/18/2003 - 11/05/2003 (5G-6A)

CUPS:

None

2010-11 HIGHLIGHTS

Made his Flames debut on Oct. 7 in Edmonton ... earned his first points as a Flame with a pair of assists on Oct. 10 ... scored his first goal as a Flame and picked up an assist for his 2nd multi-point game on Oct.16 ... scored a pair of goals (1x SHG, 1x PPG) for his third multi-point game of the season ... had his fourth multi-point game (1+1) on Nov. 19 ... scored the game winning goal and added an assist on Jan. 21 ... scored a goal and an assist against his former team (VAN) on Jan. 22 ... had a three game goal streak Jan. 21-24 ... had a season high three assists and ended a six game point streak (4+6) on Feb.5 ... had a pair of assists ending a four game assist streak on Feb.14 ... had a pair of assists on Feb. 20 ... had three assists and a team high +3 on Mar. 1 ... injured his knee on Mar. 2 and missed the remainder of the season ... finished the season tied for fifth in team scoring (9+34) and fifth in assists (34) despite missing 16 games.

CAREER HIGHLIGHTS

2009-10: Eighth on the team with 42 points, surpassing his totals from the last two seasons ... finished sixth on the team in +/- (+23) which was a career high ... had points in four of his last five games (1g-5a, +4) ... had his second three-point game of the season (1g-2a) Mar. 16 at FLA ... **PLAYOFFS:** played in five games registering one assist and two penalty minutes. **2008-09:** Split the season between ANA and DAL, appearing in 81 games ... Totaled 31 points (16g-15a) and a +3 rating ... Posted three three-game scoring streaks ... Recorded six points (1g-5a) in eight games against Southeast Division teams ... Played his 700th career game 12/3 at CHI ... Had back-to-back two-goal games on 12/23 at CGY and 12/27 at DAL ... Finished December with six goals in 13 games ... Was claimed by DAL off waivers on 3/4 ... His goal 3/24 vs. VAN was the 500th point of his career ... Recorded five points (3g-2a) in a three-game stretch from 3/28-3/31 ... Scored twice 3/31 at LA, both on the PP with one standing up as the GWG ... Enjoyed his best month of the season in March, with nine points (6g-3a) in 15 games. **2007-08:** Appeared in his 10th NHL season, his eighth with VAN ... Was limited to 39 games due to knee and wrist injuries ... Had five multiple-point games, including three multi-assist contests ... Posted his 300th career assist 10/6 at CGY ... Tallied his second goal in as many games while skating a season-high 19:42 at CGY (11/8) ... Scored his first of three GWGs 11/25 vs. CHI ... Notched the GWG and one assist on 12/5 at CHI ... His league-leading consecutive games played streak ended at 542 games due to a wrist injury, 12/12 at LA ... Missed 38 games from 12/12-3/8 due to the injury ... Posted a season-high three points (1g-2a), including the GWG, on 3/15 at DAL. **2006-07:** Played his sixth consecutive 82-game season with VAN ... Pushed his consecutive games played streak to 512, the NHL's longest active streak at the end of the 2006-07 regular season ... Finished fourth on the team in goals (20), assists (31) and points (51) ... Became the third-highest-scoring center in VAN history with 367 points ... Recorded his 400th NHL career point with an assist on 10/13 vs. SJ ... Played in his 600th career game on 1/18 at OTT ... Set a franchise record by playing his 483rd consecutive game on 2/22 at LA ... Scored his 20th goal, giving him four career 20-goal seasons, on 3/31 vs. CGY ... Collected four points (1g-3a) in 12 playoff games. **2005-06:** Played his fifth straight 82-game season with VAN ... Led all VAN forwards in TOI (19:30) and takeaways (58); ranked second on the team in GWG (5) ... Finished fifth on the team in goals (19), assists (37) and points (56) ... Recorded a season-high five-game point streak (5a) from 11/16-11/24 ... Matched that streak with points in five straight games (1g-8a) from 12/15-12/23, including a career-best four assists on 12/23 vs. CGY ... Had a goal and assist in his 400th consecutive game, 1/16 at PIT. **2004-05:** Played 45 games with Linköping in the Swedish Elite League, where he was a teammate of Mike Knuble ... Ranked second on the team in goals (16), assists (28) and points (44) ... Finished sixth in the league in scoring. **2003-04:** Played all 82 games for the fourth consecutive season ... Finished tied for second in team scoring with 60 points (22g-38a) and had a +16 rating ... Posted a career-high nine-game point streak (5g-6a) from 10/18-11/5 ... Appeared in his 400th career NHL game, 10/31 at PHX ... Recorded his first career hat trick and his 100th NHL goal, 11/29 at CGY ... Concluded the regular season on a five-game point streak (2g-6a), 3/27-4/3 ... Appeared in seven WCQF games vs. CGY, recording five points (2g-3a). **2002-03:** Established career highs in goals (25), assists (46) and points (71), each good for third on the team ... Averaged a career-best 21:13 TOI ... Matched his career best with a +18 rating ... Second on the team with 8 GWG ... Had points in a season high seven consecutive games (4g-8a), 11/9-11/25 ... Was named NHL Player of the Week for the week ending 2/23 after recording eight points (3g-5a) in four games ... Had back-to-back four-point games 2/23 vs. CBJ and 2/25 vs. ATL (3g-5a) ... Set playoff career highs in goals (4), assists (7), points (11) and games (14). **2001-02:** Appeared in all 82 regular season games ... Finished third on VAN in goals (23), assists (44) and points (67) ... Fired a career-high 183 shots on goal ... Established a career high with a +18 rating ... Registered a seven-game point streak from 3/10-3/21 (3g-8a). **2000-01:** Played all 82 games for the first time in his career ... Finished fourth on the team with 54 points (16g-38a), his first 50-point season ... Recorded a career high in points and assists (4) on 12/16 vs. CBJ ... Posted the first two-goal game of his career and added one assist 2/17 at EDM ... Made his VAN playoff debut, posting three points (1g-2a) in four games. **1999-00:** Began the season in Europe before splitting the NHL campaign with NJ and VAN ... Totaled 35 points (7g-28a) in 56 games, including nine points (2g-7a) in 12 games with VAN ... Had two points (1g-1a) in his VAN debut, 3/16 vs. BUF. **1998-99:** Finished second among NHL rookies with 33 assists and 46 points in 76 games with NJ ... Tied for sixth among rookies with 13 goals ... Tied for sixth in scoring for NJ. **1997-98:** Made his NHL debut with NJ on 12/4 at PIT and became sixth Devil to record a goal in his first NHL appearance ... Had a six-game point streak with NJ from 4/3-4/15 (4g-4a) ... Posted one assist in his first three career NHL playoff games ... Led the Albany River Rats and was tied for eighth in the AHL with 84 points (35g-49a) ... Named to the AHL All-Rookie Team ... Set a franchise record with five goals in a game 4/1 vs. Hartford ... Averaged nearly a point per game in eight AHL playoff outings (3g-4a).

INTERNATIONAL HIGHLIGHTS

Has represented Canada three times at the World Championships (2000, 2004, 2005). **2005:** Scored four goals in nine games at the World Championship to finish third among Canadians in goals ... Won a silver medal. **2004:** Won a gold medal at the World Championship ... Shared the team lead in assists (6) and was tied for third in points (7) in nine games ... Tied for second in the tournament in assists. **2000:** Had four points (1g-3a) in seven games in his World Championship debut.

COLLEGE HIGHLIGHTS

One of the most decorated college players in history for the University of Michigan (CCHA) ... A three-time Hobey Baker Award finalist, three-time first-team All-American and the CCHA's only two-time Player of the Year ... Led the nation in scoring three years in a row ... The school's all-time leader in points (284) and assists (182). **1996-97:** Led the nation in assists (57) and points (88) while scoring a career-best 31 goals in 43 games. **1995-96:** Led team to the NCAA title, earning NCAA Tournament MVP and All-Tournament Team honors ... Led the nation with 72 points (28g-44a) in 35 games ... Scored the OT goal in the national championship game vs. Colorado College. **1994-95:** Led the nation in points (76) and assists (53) in 39 games. **1993-94:** Named CCHA Rookie of the Year after posting 48 points (20g-28a) in 38 games ... Finished fourth on the team in scoring.

THE PLAYERS



DAVID
MOSS

25



25

DAVID MOSS

RIGHT WING

BORN: Livonia, MI
DATE: December 28, 1981
HEIGHT: 6'3"
WEIGHT: 207 lbs.
SHOOTS: Right

HOW ACQUIRED: 7th round, 220th overall,
 in the 2001 NHL Draft

CAREER RECORD

Season	Club	Lea.	REGULAR SEASON						PLAYOFFS					
			GP	G	A	PTS	PIM		GP	G	A	PTS	PIM	
1999-00	Catholic Central	HS	28	18	20	38	20		-	-	-	-	-	
2000-01	St. Louis	NAJHL	9	2	2	4	2		-	-	-	-	-	
	Cedar Rapids	USHL	51	20	18	38	14		4	0	1	1	2	
2001-02	U. of Michigan	CCHA	43	4	9	13	10		-	-	-	-	-	
2002-03	U. of Michigan	CCHA	43	14	17	31	37		-	-	-	-	-	
2003-04	U. of Michigan	CCHA	38	8	12	20	18		-	-	-	-	-	
2004-05	U. of Michigan	CCHA	38	10	20	30	26		-	-	-	-	-	
2005-06	Omaha	AHL	63	21	27	48	28		-	-	-	-	-	
2006-07	Omaha	AHL	28	9	12	21	22		-	-	-	-	-	
	Calgary	NHL	41	10	8	18	12		6	0	1	1	0	
2007-08	Calgary	NHL	41	4	7	11	10		5	1	1	2	4	
2008-09	Calgary	NHL	81	20	19	39	22		6	3	0	3	0	
2009-10	Calgary	NHL	64	8	9	17	20		-	-	-	-	-	
2010-11	Calgary	NHL	58	17	13	30	18		-	-	-	-	-	
TOTALS		NHL	285	59	56	115	82		17	4	2	6	4	
		AHL	91	30	39	69	50		-	-	-	-	-	
		CCHA	162	36	58	94	91		-	-	-	-	-	

MOSS VS NHL

TEAM	Regular Season					Playoffs				
	GP	G	A	PTS	PIM	GP	G	A	PTS	PIM
Anaheim.....	11	2	2	4	4	0	0	0	0	0
Boston.....	3	0	0	0	0	0	0	0	0	0
Buffalo.....	4	2	1	3	0	0	0	0	0	0
Carolina.....	2	0	0	0	2	0	0	0	0	0
Chicago.....	14	2	2	4	6	6	3	0	3	0
Colorado.....	26	6	9	15	8	0	0	0	0	0
Columbus.....	13	1	3	4	4	0	0	0	0	0
Dallas.....	14	3	1	4	2	0	0	0	0	0
Detroit.....	15	1	6	7	8	6	0	1	1	0
Edmonton.....	23	5	2	7	2	0	0	0	0	0
Florida.....	2	1	0	1	0	0	0	0	0	0
Los Angeles.....	15	4	4	8	4	0	0	0	0	0
Minnesota.....	28	1	4	5	8	0	0	0	0	0
Montreal.....	6	1	0	1	0	0	0	0	0	0
Nashville.....	16	3	5	8	4	0	0	0	0	0
New Jersey.....	3	1	1	2	0	0	0	0	0	0
NY Islanders.....	3	2	0	2	2	0	0	0	0	0
NY Rangers.....	3	1	0	1	4	0	0	0	0	0
Ottawa.....	5	5	0	5	2	0	0	0	0	0
Philadelphia.....	2	0	0	0	0	0	0	0	0	0
Phoenix.....	12	2	5	7	2	0	0	0	0	0
Pittsburgh.....	3	0	0	0	2	0	0	0	0	0
St. Louis.....	13	7	3	10	0	0	0	0	0	0
San Jose.....	12	3	1	4	4	5	1	1	2	4
Tampa Bay.....	2	0	2	2	0	0	0	0	0	0
Toronto.....	6	0	1	1	0	0	0	0	0	0
Vancouver.....	24	6	2	8	10	0	0	0	0	0
Washington.....	2	0	2	2	0	0	0	0	0	0
Winnipeg.....	3	0	0	0	4	0	0	0	0	0
Totals.....	285	59	56	115	82	17	4	2	6	4

NHL HIGHLIGHTS

FIRSTS:

First GP:12/19/2006 CGY 5 at LAK 3
 First Goal:12/19/2006 CGY 5 at LAK 3
 First Goal vs.:Cloutier, Dan at 17:16 of period 2
 First Asst:01/15/2007 CGY 3 at NSH 5

MOSTS (1 GAME): MOST RECENT

Goals:3 (1X) 03/03/2009 CGY 6 at OTT 3
 Assists:3 (1X) 02/14/2011 CGY 9 at COL 1
 Points:4 (1X) 02/14/2011 CGY 9 at COL 1 (1G-3A)
 SOG:9 (1X) 01/15/2009 CGY 3 at SJS 2
 PIM:6 (1X) 12/05/2010 CGY 2 at CHI 4
 Hat Tricks:1 03/03/2009 CGY 6 at OTT 3 (3G)
 Multi-Pt Games:21 02/14/2011 CGY 9 at COL 1 (1G-3A)

Goals:4 (1X) 11/29/2008 - 12/07/2008 (4G)
 Assists:3 (1X) 11/25/2009 - 11/28/2009 (3A)
 Pts:5 (1X) 11/25/2009 - 12/03/2009 (2G-3A)

CUPS:

None

2010-11 HIGHLIGHTS

Was fourth on the Flames in game-winning goals with three and tied for third with five power-play goals... set a career high for points/game with 0.52... injured during the pre-season and missed the first 11 games... taken off IR on Nov. 3 and played his first game of the season... scored his first goal of the season (game-winner) on Nov. 9... tied a career-high with three points (1G, 2A) on Nov. 19... led the team in hits (3) on Dec. 3... had a goal and an assist on Dec. 27... scored a pair of goals on Jan. 3... scored a pair of goals on Jan. 14... scored a pair of goals and added an assist which ties a career-high (3 points) on Jan. 21... had a second three point night (2G, 1A) in a week, including the game-winner on Jan. 26... had a pair of assists on Feb. 11... had a career-high four points (1G, 3A) and was a +3 on Feb. 14... scored the game-winning goal on Feb. 27... netted his 17th goal on Mar. 12... left practice with an ankle injury on Mar. 14 and missed the rest of the season.

CAREER HIGHLIGHTS

2009-10: Scored two goals, including the game-winner with 0:49 left in the game on Oct. 3 ... missed his fifth straight game (Oct. 20) with an upper body injury ... scored a goal in his return to the line-up on Oct. 24 ... scored the game-winning goal on Nov. 30 ... had a career-high five game point streak (2+3) with a goal on Dec. 3 ... played in his 200th career game on Jan. 5 and scored a goal ... injured on Jan. 15 **2008-09:** Finished 4th in team scoring with 49 points (21G, 28A) ... T-4th in goals (21) ... played his 4th season with the Flames ... earned his first multi-point game of the season with a pair of assist on Oct. 14 COL 4 at CGY 5 ... scored his first goal of the season on Oct. 18 CGY 2 at EDM 3 ... scored the game-winning goal on Nov. 20 CGY 1 at COL 0 ... had a goal and an assist in his 900th career game on Dec. 17 CGY 3 at MIN 2 (OT) ... scored the game tying goal on Jan. 3 CGY 3 at NSH 2 ... registered his first multi-goal game of the season on Jan. 6 SJS 2 at CGY 5, and now has points in five straight games ... registered his first three point game (1+2) on Jan. 8 NYI 2 at CGY 5, and has a team high seven game point streak (6G, 6A) ... registered his 10th multi-point game of the season with a goal (game tying) and an assist on Jan. 15 CGY 3 at SJS 2 ... sustained a hand injury on Feb. 17 VAN 4 at CGY 3 (SO) ... returned on Mar. 10 CGY 2 at NJD 3 after missing 10 games with a hand injury ... earned his 600th career point with an assist on Mar. 23 DET 3 at CGY 5. **PLAYOFFS:** played in six games registering three assists. **2007-08:** Played in 41 games after suffering through an injury plagued season ... registered four goals and seven assists along with ten minutes in penalties ... returned to action after missing the first two games of the season with a shoulder injury on Oct. 10 CGY 2 at DET 4 ... had his first point of the season with an assist on Oct. 16 CGY 4 at COL 5 SOL ... left the game with a head injury on Oct. 20 EDM 1 at CGY 4 ... earned an assist setting up former college team-mate Eric Nystrom on his 1st NHL goal on Oct. 30 NSH 1 at CGY 5 ... left the game with a leg injury on Dec. 1 CBJ 4 at CGY 3 OT ... missed 19 games with a leg injury, returned Jan. 15 ... scored his second goal of the season on Jan. 16 CGY 3 at MIN 2 (SO) ... scored his 3rd goal of the season on Mar. 30 CGY 2 at VAN 6 ... registered his first multi-point game of the season with a goal and an assist on Apr. 5 CGY 7 at VAN 1. **PLAYOFFS:** Played in five playoff games registering two points (1G, 1A) including scoring his first career playoff goal on Apr. 17 CGY 3 at SJS 4 ... **2006-07:** In his rookie NHL season, played in 41 games notching 10 goals, eight assists for 18 points and 12 PIMS ... Recalled from Omaha on Dec. 19 ... played his first NHL game and scored the game-winning goal on his first shot on net on Dec. 19 at LAK (W 5-3) ... reassigned to Omaha on Dec. 22 ... recalled from Omaha on Dec. 26 ... scored his 2nd career goal, in his 2nd career game, on his 2nd career shot on net on Dec. 26 vs. VAN (L 3-1) ... set a new Calgary Flames record as the only rookie to score in his first three games on Dec. 27 at VAN (OTL 6-5) ... scored the game tying goal with 1:38 remaining on Jan. 4 vs. FLA (W/OT 5-4) ... scored one goal on Jan. 11 at COL (W 7-3) ... had his first multi-point game of his NHL career and registered his first ever NHL assist on Jan. 15 at NSH (L 5-3) ... reassigned to Omaha on Jan. 21 ... recalled from Omaha on Jan. 25 ... registered two assists for the second time this season on Jan. 30 vs. LAK (W 4-1) ... scored a power-play goal on Feb. 10 at BUF (L/SO 3-2) ... missed three games with facial injuries (Feb. 20-24) ... scored in his first game back on Feb. 26 vs. PHX (W 5-2) ... scored his 8th goal of the season, had a career-high 6 shots, and tied a career-high with a +2 on Mar. 3 at EDM (W 4-2) ... tied a career-high with two points (1+1) on Mar. 12 vs. STL (W 5-4 SO), and was named as the games 3rd star ... returned after missing six games on Apr. 3 vs. COL (L 4-3) ... scored his 10th goal of the season to lead all rookies on the Flames in goals and points (18) on Apr. 8 at COL (L 6-3) ... **PLAYOFFS:** Played in all six games vs. DET ... scored his first career playoff point with an assist on Apr. 17 (W 3-2) ... **2005-06: KNIGHTS (AHL):** Led the Ak-Sar-Ben Knights' in rookie scoring netting 21 goals, 27 assists for 48 points ... led the team with 16 PP goals and six first goals ... scored his first two pro goals in the same game against Houston on October 18 ... set a team record by scoring goals in five straight games from February 16-24 ... matched a team high with four points (2G, 2A) vs. Houston on March 12 ... missed the final 15 games of the regular season with an injury.

INTERNATIONAL HIGHLIGHTS

2010: Represented Team USA at the 2010 IIHF World Hockey Championship, scoring once and adding two assists in six games.

COLLEGE HIGHLIGHTS

2004-05: Received U-M's Howard Colby Award for sportsmanship ... set career highs in assists (20), game-winning goals (2) and tied power-play goals (4) ... ended career with 21 multi-point games ... notched 50th career assist at Notre Dame (Dec. 4) ... obtained the Richard Yarmain Scholarship for Men's Ice Hockey ... **2003-04:** Missed five contests in December with a high ankle injury, the first games he sat out in his college career ... appeared in his 100th game for U-M against Wisconsin on Nov. 28 ... received Jack Roth Scholarship for Men's Ice Hockey ... **2002-03:** Received the Alton D. Simms Trophy as the Wolverines' most improved player ... ranked 5th on the team in points with 31 (14G, 17A) ... received Harry and Ruth MacDuff Scholarship for Ice Hockey ... **2001-02:** Recipient of the Howard Colby Award, given to the player who exhibited the best sportsmanship ... one of four players and two freshmen to skate in all 44 games ... netted first career goal for his first collegiate point in 6-3 win over No. 6 Providence in the semifinals of the Maverick Stampede (Oct. 12) ... received Vic Heyliger Champions Scholarship for Ice Hockey.

THE PLAYERS



**CORY
SARICH**

6



6

CORY SARICH

DEFENCE

BORN: Saskatoon, SK
DATE: August 16, 1978
HEIGHT: 6'3"
WEIGHT: 207 lbs.
SHOOTS: Right

DRAFTED: BUF - 2nd round, 27th overall, in the 1996 NHL Draft
HOW ACQUIRED: Signed as a free agent on July 1, 2007

CAREER RECORD

Season	Club	Lea.	REGULAR SEASON					PLAYOFFS				
			GP	G	A	PTS	PIM	GP	G	A	PTS	PIM
1994-95	Saskatoon	WHL	6	0	0	0	4	3	0	1	1	0
1995-96	Saskatoon	WHL	59	5	18	23	54	3	0	0	0	4
1996-97	Saskatoon	WHL	58	6	27	33	158	-	-	-	-	-
1997	Canada	WJC	7	0	0	0	6	-	-	-	-	-
1997-98	Saskatoon	WHL	33	5	24	29	90	-	-	-	-	-
	Seattle	WHL	13	3	16	19	47	-	-	-	-	-
1998	Canada	WJC	7	0	1	1	6	-	-	-	-	-
1998-99	Buffalo	NHL	4	0	0	0	0	-	-	-	-	-
	Rochester	AHL	77	3	26	29	82	20	2	4	6	14
1999-00	Buffalo	NHL	42	0	4	4	35	-	-	-	-	-
	Tampa Bay	NHL	17	0	2	2	42	-	-	-	-	-
	Rochester	AHL	15	0	6	6	44	-	-	-	-	-
2000-01	Tampa Bay	NHL	73	1	8	9	106	-	-	-	-	-
	Detroit	IHL	3	0	2	2	2	-	-	-	-	-
2001-02	Tampa Bay	NHL	72	0	11	11	105	-	-	-	-	-
	Springfield	AHL	2	0	0	0	0	-	-	-	-	-
2002-03	Tampa Bay	NHL	82	5	9	14	63	11	0	2	2	6
2003-04	Tampa Bay	NHL	82	3	16	19	89	23	0	2	2	25
2005-06	Tampa Bay	NHL	82	1	14	15	79	5	0	1	1	4
2006-07	Tampa Bay	NHL	82	0	15	15	70	6	0	0	0	2
2007-08	Calgary	NHL	80	2	5	7	135	7	0	1	1	4
2008-09	Calgary	NHL	76	2	18	20	112	5	0	1	1	4
2009-10	Calgary	NHL	57	1	5	6	58	-	-	-	-	-
2010-11	Calgary	NHL	76	4	13	17	75	-	-	-	-	-
TOTALS			NHL 825	19	120	139	969	57	0	7	7	45
		FLAMES	289	9	41	50	380	12	0	2	2	8
		AHL	94	3	32	35	126	20	2	4	6	14
		IHL	3	0	2	2	2	-	-	-	-	-
		WHL	169	19	85	104	353	6	0	1	1	4

SARICH VS NHL

TEAM	Regular Season					Playoffs				
	GP	G	A	PTS	PIM	GP	G	A	PTS	PIM
Anaheim	23	0	3	3	23	0	0	0	0	0
Boston	31	0	2	2	23	0	0	0	0	0
Buffalo	27	0	4	4	47	0	0	0	0	0
Calgary	5	0	0	0	27	7	0	0	0	14
Carolina	39	1	7	8	42	0	0	0	0	0
Chicago	26	2	3	5	40	5	0	1	1	4
Colorado	2	1	5	6	24	0	0	0	0	0
Columbus	21	0	4	4	26	0	0	0	0	0
Dallas	22	1	3	4	27	0	0	0	0	0
Detroit	22	0	4	4	12	0	0	0	0	0
Edmonton	26	0	3	3	28	0	0	0	0	0
Florida	44	2	7	9	72	0	0	0	0	0
Los Angeles	21	1	2	3	48	0	0	0	0	0
Minnesota	31	0	4	4	29	0	0	0	0	0
Montreal	33	1	8	9	28	4	0	1	1	7
Nashville	21	2	1	3	31	0	0	0	0	0
New Jersey	31	1	3	4	50	11	0	0	0	4
NY Islanders	30	1	5	6	20	5	0	1	1	0
NY Rangers	30	2	7	9	24	0	0	0	0	0
Ottawa	34	0	3	3	35	5	0	1	1	4
Philadelphia	28	0	3	3	31	7	0	0	0	4
Phoenix	20	1	4	5	8	0	0	0	0	0
Pittsburgh	28	0	5	5	30	0	0	0	0	0
St. Louis	23	0	3	3	26	0	0	0	0	0
San Jose	23	1	3	4	27	7	0	1	1	4
Tampa Bay	7	1	2	3	9	0	0	0	0	0
Toronto	33	0	2	2	43	0	0	0	0	0
Vancouver	29	1	5	6	40	0	0	0	0	0
Washington	43	0	10	10	49	6	0	2	2	4
Winnipeg	42	0	5	5	50	0	0	0	0	0
Totals	825	19	120	139	969	57	0	7	7	45

NHL HIGHLIGHTS

FIRSTS:

First GP:.....02/09/1999 BUF 1 at OTT 1
 First Goal:.....11/24/2000 TBL 2 vs. FLA 1
 First Goal vs.:.....Kidd, Trevor at 12:06 of period 2
 First Asst:.....11/19/1999 BUF 4 at ATL 0

MOSTS (1 GAME): MOST RECENT

Goals:..... 1 (19X) 03/23/2011 CGY 3 at SJS 6
 Assists:..... 2 (7X) 02/14/2009 CGY 7 at PHX 5
 Points:..... 3 (1X) 02/14/2009 CGY 7 at PHX 5 (1G-2A)
 SOG:..... 6 (2X) 04/01/2006 TBL 2 at FLA 4
 PIM:..... 19 (3X) 03/02/2002 TBL 3 vs. FLA 2
 Multi-Pt Games:.. 02/14/2009 CGY 7 at PHX 5 (1G-2A)

LONGEST PERSONAL STREAKS:

Goals:..... 1 (19X) 03/23/2011 03/23/2011 (1G)
 Assists:..... 2 (13X) 02/27/2009 03/01/2009 (2A)
 Pts:..... 3 (1X)11/17/2002 11/21/2002 (1G-2A)

CUPS:

None

2010-11 HIGHLIGHTS

Named as the Ralph Scurfield Flames Humanitarian Award winner for the 2010-11 season... played his 750th career game and was a +2 and picked up an assist on Oct. 16... led the team in hits (5) and blocked shots (5) on Oct. 28... tied a team high in hits (5) on Nov. 12... led the team in blocked shots (4) on Dec. 3... led the team in hits (6) on Dec. 5... scored his first goal of the season on Dec. 7... led the team in hits (4) on Dec. 13... led the team in blocked shots (4) on Jan. 11... scored the game tying goal on Feb. 1... played in his 800th career game on Feb. 11... scored the game-winning goal on Feb. 16... had a team high +3 on Mar. 12... scored his fourth goal on Mar. 23 - one shy of tying a career-high.

CAREER HIGHLIGHTS

2009-10: Made his 2009-10 debut on Oct. 12 in Chicago ... played in his 700th career game on Nov. 4 ... had a team high five hits on Nov. 21 ... missed Nov. 25-Jan. 2 with an injury ... returned from injury on Jan. 5 after missing 19 games ... picked up his first point (an assist) on Jan. 9 since returning from injury ... was a +3 on Jan. 30 ... was a team high +3 on March 5 ... scored his first goal of the season, which proved to be the game-winner on Apr. 2 **2008-09:** Played in his ninth NHL season (all with Flames) ... collected eight assists and was a +10 in 75 games ... missed the opening game of the season for the birth of his first child (boy) on Oct. 9 CGY 0 at VAN 6 ... played in his 600th career game on Oct. 30 BOS 2 at CGY 3 ... missed one game with a lower body injury on Nov. 2 CGY 2 at ANA 3 ... was a season high +3 on Nov. 18 COL 1 at CGY 4 ... registered his 100th career assist on Nov. 29 VAN 1 at CGY 3 ... played in his 618th career game on Dec. 9 CGY 1 at MTL 4 to pass Gary Suter for second spot amongst Flames blueliners - only Al MacInnis has played more at 803 ... missed the last 5 games of the regular season with an injury. **PLAYOFFS:** Missed all playoff games with an injury. **2007-08:** Finished 3rd on the team in PIM (135) and 3rd amongst Flames defencemen in games played (80) ... finished 17th amongst NHL defencemen in hits (157) ... scored his first goal as a Flame on Oct. 6 VAN 4 at CGY 3 (OT), and was named as the games 3rd star ... played in his 400th consecutive games on Nov. 1 DET 4 at CGY 1, which was the second longest current streak in the NHL ... had his first multi-point game as a Flame with two assists and tied a team high in +/- (+2), hits (3), and blocked shots (2) on Nov. 24 CGY 5 at COL 2, and was named as the games 1st star ... had his first multi-fight game with the Flames (vs. Stortini and Glencross) on Feb. 4 CGY 0 at EDM 5 ... played in his 600th career game on Feb. 26 COL 3 at CGY 2 OT ... ended the NHL's longest current ironman streak at 453 games on Mar. 1 CGY 3 at PHX 1 ... **PLAYOFFS:** Played in all seven playoff games registering one assist, four penalty minutes, and averaging 19:34 minutes of ice time ... led the Flames in hits (4) including a huge hit on Sharks captain Patrick Marleau, which teammates credit him with turning the game around from a 3-0 deficit to a 4-3 Flames win on Apr. 13 SJS 3 at CGY 4 ... **2006-07:** Played in all 82 games for TBL ... registered 15 assists, and 70 PIM, while averaging 18:06 in ice time ... had a season high two assists on Mar. 31 vs. WSH ... had a season high 23:30 of ice time on Dec. 30 vs. MTL and again on Mar. 31 vs. WSH ... had a season +3 rating on Mar. 22 vs. NJ and again on Mar. 31 vs. WSH ... had a season high 3 shots on goal on Nov. 16 vs. CAR and again on Mar. 30 at CAR ... **PLAYOFFS:** Played in all six games vs. N.J.D, registering 2 PIM ... was a +1 and landed two hits in Game 1 ... had a +2 rating, landed two hits and logged 18:32 of ice time in Game 3 ... landed three hits in Game 5 ... **2005-06:** Played in his 300th consecutive game to extend his franchise record games played streak ... set a personal high with 6 shots on goal Apr. 1 at FLA ... logged a season high of 28:15 in ice time Mar. 30 vs. ATL ... tied his career best with an assist in his second consecutive game and blocked four shots Mar. 27 at CAR ... scored his first goal of the season and added an assist Mar. 25 vs. NYR ... added an assist to tie Cory Cross for 33rd on the all-time Lightning assists list (58) ... dished out the primary assist, his second of the season, and set the Lightning record for most consecutive games played with 227, surpassing Rob Zamuner (226) Oct. 8 vs. FLA ... recorded his first point of the season with an assist and logged 19:28 of ice time Oct. 5 vs. CAR ... **PLAYOFFS:** Tied for 8th on the Lightning in points with one ... tied for 3rd on the team among defencemen with a -1 rating ... recorded his first point of the playoffs with an assist and had two shots on goal in Game 5 of the ECFQ vs. OTT ... recorded a +1 rating in two of the five games in the series ... landed a total of 11 hits in the series ... **2003-04:** Set new career-highs in assists, points, plus/minus, short-handed goals, and shots while appearing in all 82 games for the 2nd consecutive season ... led Lightning defencemen in penalty minutes with 89 ... recorded two multi-point games, doubling his total prior to 2003-04 ... was one of two Lightning defencemen to score a short-handed goal ... surpassed Brad Richards for the second longest games played streak in franchise history when he played his 209th consecutive game Mar. 5 vs. NJD ... he finished the season with an active streak of 224 games ... scored his first career short-handed goal Mar. 3 vs. CHI setting a new career best for points in a season with his 15th and 16th of the year ... recorded his 12th assist of the year setting a new career best for assists in a season Feb. 28 vs. WSH ... tied Rob Zamuner for 10th all-time in Lightning penalty minutes with 323 on Feb. 26 vs. TOR ... scored his first goal of the season, the 4th game-winning goal of his career, Dec. 7 at NYR ... named NHL Co-Defensive Player of the Week for the period ending Nov. 23/03 ... played 62:17 without being on the ice for a goal-against, and 152:30 in the previous eight games, allowing only one goal ... had his third multi-point game of his career (last 4/1/02 vs. NYR) Nov. 1 vs. CAR ... **PLAYOFFS:** Appeared in all 23 games in Tampa's Stanley Cup Championship run setting career bests in games played, penalty minutes, and shots ... recorded 12 PIM for a personal post-season high in Game 3 at CGY May 29 ... logged more than 30 minutes of ice time (30:09) in Game 6 at PHI May 20 ... recorded his second point of the playoffs in Game 2 Apr. 25 vs. MTL ... recorded his third career playoff point, his first of the post-season with an assist in Game 3 vs. New York ... **2002-03:** One of three Lightning players to appear in all 82 games ... set career-highs in points (14), goals (5), and games played ... registered first point of the season with an assist on Martin St. Louis's SHG Oct. 18 vs. ATL ... scored first goal of the season with OT goal Nov. 17 at CAR (first career OT goal), snapping a streak of 150 games without a goal ... saw season-high 25:14 of ice time in 1-0 win vs. DET (Jan. 7) ... **PLAYOFFS:** Made his playoff debut, appearing in all 11 games and recording two assists and 6 PIM ... was +2, tied with Fredrik Modin for second best on team ... recorded first career playoff point with assist on Lightning's first goal of 2003 Playoffs in Game 2 vs. WSH on Apr. 12 ... tied team record with five shots in OT in Game 5 at NJD on May 2 ... **2001-02:** Third on team with 112 hits ... set career-highs in assists (11) ... scored six points in the season's final eight games ... returned from injury Oct. 20 vs. NYR with first career multi-point game (2A), including an assist on the GWG ... assessed career-high 19 PIM Oct. 25 vs. LAK ... assigned to Springfield (AHL) on Nov. 20 for conditioning assignment and returned to team Nov. 25 ... **2000-01:** Appeared in 73 games, scoring 9 points (1G, 8A) ... third on team with 136 hits and 83 blocked shots ... registered first point of the season with an assist vs. ATL on Oct. 15 ... assigned to Detroit (IHL) on Oct. 26 and recalled on Nov. 4 ... scored first career goal Nov. 24 vs. FLA ... **1999-00:** SABRES:

CAREER HIGHLIGHTS CON'T

Recorded career-0-6-6 in 59 games with TBL and BUF ... registered first NHL point, an assist, Nov. 19 at ATL ... LIGHTNING: made his Lightning debut Mar. 10 vs. FLA ... recorded his first Lightning point, an assist, Mar. 12 vs. CHI ... 1998-99: Spent major part of season with Rochester (AHL) ... appeared in four games with BUF ... made NHL debut Feb. 9 for BUF in 1-1 tie at OTT ... selected to Bauer AHL All-Rookie Team ... played with Canadian All-Stars in AHL All-Star Game (Jan. 25) ... played in 1st professional game Oct. 10 with Rochester (IHL) at Adirondack ... registered first professional point (assist) vs. Cincinnati (Oct. 17).

INTERNATIONAL HIGHLIGHTS

1997-98: Appeared in his second consecutive World Junior tournament for Team Canada in 1998, recording an assist and six penalty minutes in seven games... served as an Assistant Captain... **1996-97:** Appeared in seven games for Canada in the World Junior Championships, recording six PIMs for the gold medal winners.

JUNIOR HIGHLIGHTS

Played parts of four seasons with Saskatoon and part of one season with Seattle of the Western Hockey League from 1994-95 to 1997-98 ... **1997-98:** Split the season between Saskatoon and Seattle of the WHL, appearing in 33 games with Saskatoon and 13 with Seattle ... recorded career-highs with eight goals, 40 assists and 48 points in 46 games ... named to the WHL West Second All-Star Team ... **1996-97:** Led Saskatoon defencemen in scoring with six goals and 27 assists ... fourth on team in penalty minutes with 158 ... **1995-96:** Played in 59 games, registering 5-18-23 ... appeared in three playoff games, recording 4 PIM ... **1994-95:** Joined Saskatoon for final six games of the regular season, and appeared in three playoff games, recording an assist.

THE PLAYERS



**MATT
STAJAN**

18



18

MATT STAJAN

CENTRE

BORN: Mississauga, ON
DATE: December 19, 1983
HEIGHT: 6'11"
WEIGHT: 192 lbs.
SHOOTS: Left

DRAFTED: TOR - 2nd round, 57th overall, in the 2002 NHL Draft
HOW ACQUIRED: Trade with Toronto on January 31, 2010 along with Niklas Hagman, Jamal Mayers and Ian White in exchange for Keith Aulie, Dion Phaneuf and Fredrik Sjostrom

CAREER RECORD

Season	Club	Lea.	REGULAR SEASON					PLAYOFFS				
			GP	G	A	PTS	PIM	GP	G	A	PTS	PIM
2000-01	Belleville	OHL	57	9	18	27	27	7	1	6	7	5
2001-02	Belleville	OHL	68	33	52	85	50	11	3	8	11	14
2002-03	Belleville	OHL	57	34	60	94	75	7	5	8	13	16
	St. John's	AHL	1	0	1	1	0	-	-	-	-	-
	Toronto	NHL	1	1	0	1	0	-	-	-	-	-
2003	Canada	WJC	6	1	1	2	0	-	-	-	-	-
2003-04	Toronto	NHL	69	14	13	27	22	3	0	0	0	2
2004-05	St. John's	AHL	80	23	43	66	43	5	2	2	4	6
2005-06	Toronto	NHL	80	15	12	27	50	-	-	-	-	-
2006-07	Toronto	NHL	82	10	29	39	44	-	-	-	-	-
2007-08	Toronto	NHL	82	16	17	33	47	-	-	-	-	-
2008-09	Toronto	NHL	76	15	40	55	54	-	-	-	-	-
2009-10	Toronto	NHL	55	16	25	41	30	-	-	-	-	-
	Calgary	NHL	27	3	13	16	2	-	-	-	-	-
2010-11	Calgary	NHL	76	6	25	31	32	-	-	-	-	-
TOTALS			NHL	548	96	174	270	281	3	0	0	2
			FLAMES	103	9	38	47	34	-	-	-	-
			AHL	81	23	44	67	43	5	2	4	6
			OHL	182	76	130	206	152	25	9	31	35

STAJAN VS NHL

TEAM	Regular Season					Playoffs				
	GP	G	A	PTS	PIM	GP	G	A	PTS	PIM
Anaheim	9	0	5	5	6	0	0	0	0	0
Boston	40	6	7	13	20	0	0	0	0	0
Buffalo	38	8	12	20	32	0	0	0	0	0
Calgary	7	2	4	6	2	0	0	0	0	0
Carolina	25	5	5	10	6	0	0	0	0	0
Chicago	10	1	5	6	2	0	0	0	0	0
Colorado	11	3	3	6	8	0	0	0	0	0
Columbus	8	0	3	3	6	0	0	0	0	0
Dallas	10	0	2	2	4	0	0	0	0	0
Detroit	11	1	4	5	12	0	0	0	0	0
Edmonton	12	1	8	9	0	0	0	0	0	0
Florida	24	2	6	8	9	0	0	0	0	0
Los Angeles	8	1	0	1	2	0	0	0	0	0
Minnesota	15	2	5	7	4	0	0	0	0	0
Montreal	41	10	11	21	48	0	0	0	0	0
Nashville	9	3	2	5	2	0	0	0	0	0
New Jersey	22	7	5	12	10	0	0	0	0	0
NY Islanders	24	8	13	21	10	0	0	0	0	0
NY Rangers	21	2	5	7	14	0	0	0	0	0
Ottawa	41	10	15	25	22	3	0	0	0	2
Philadelphia	21	0	12	12	0	0	0	0	0	0
Phoenix	10	0	4	4	4	0	0	0	0	0
Pittsburgh	24	4	9	13	22	0	0	0	0	0
St. Louis	7	1	1	2	0	0	0	0	0	0
San Jose	10	1	4	5	4	0	0	0	0	0
Tampa Bay	25	6	3	9	6	0	0	0	0	0
Toronto	2	1	1	2	0	0	0	0	0	0
Vancouver	16	3	9	12	14	0	0	0	0	0
Washington	25	3	5	8	8	0	0	0	0	0
Winnipeg	22	5	6	11	4	0	0	0	0	0
TOTALS	548	96	174	270	281	3	0	0	0	2

NHL HIGHLIGHTS

FIRSTS:

First GP:04/05/2003 TOR 1 vs OTT 3
 First Goal:04/05/2003 TOR 1 vs OTT 3
 First Goal vs.:Prusek, Martin at 11:46 of period 1
 First Asst:10/16/2003 TOR 2 at NJD 2

MOSTS (1 GAME): MOST RECENT

Goals:2 (8X) 12/12/2009 TOR 6 vs. WSH 3
 Assists:3 (5X) 10/16/2010 CGY 5 vs. EDM 3
 Points:4 (2X) 10/11/2007 TOR 8 vs. NYI 1 (1G-3A)
 SOG:6 (1X) 11/08/2008 TOR 6 vs. MTL 3
 PIM:16 (1X) 02/07/2009 TOR 5 at MTL 2
 Multi-Pt Games:50 01/24/2011 CGY 3 vs. NSH 1 (OG-2A)

LONGEST PERSONAL STREAKS:

Goals:3 (1X) 02/14/200 - 02/17/2004 (3G)
 Assists:6 (1X) 11/12/201 - 11/22/2010 (6A)
 Pts:6 (2X) 11/12/2010 - 11/22/2010 (OG-6A)

CUPS:

None

2010-11 HIGHLIGHTS

Injured during the pre-season and missed the first two games Oct. 7-10... made his season debut on Oct. 14... tied a career-high with three assists and went 12/17 (71%) in the face-off circle on Oct. 16... picked up a pair of assists on Oct. 22... scored his first goal of the season on Oct. 28... missed Nov. 24 - 26 with a head injury... played in his 500th career game on Dec. 20... scored against his former team (TOR) on Jan. 15... had a pair of assists on Jan. 24... scored his fourth goal of the season on Feb. 1... scored a short-handed goal on Feb. 14... netted his sixth goal on Mar. 12.

CAREER HIGHLIGHTS

2009-10: MAPLE LEAFS: Posted a four-game point streak (Jan. 5-9) with five points (2 G, 3 A) in that span ... registered three points (2 G, 1 A) and was named first star Dec. 12 vs. WSH ... registered 200th career NHL point with a goal Dec. 1 at MTL ... posted a four-game point streak (Nov. 13-19) with five points (2 G, 3 A) in that span ... played in 400th NHL game Oct. 30 at BUF ... tied a career-high with three assists Oct. 26 at ANA ... led the Maple Leafs in power-play goals (7) was 1st in assists (23) and points (39), and third in goals (16) at time of trade to Calgary on Jan. 31 ... **FLAMES:** Played first game with the Flames on Feb. 1 ... scored his first goal (game-winner) as a Flame on Feb. 3 vs. CAR ... had his first multi-point game (1 G, 1 A) with the Flames on Feb. 9 at OTT ... signed a multi-year contract with Calgary on March. 1 ... scored the game-winning goal on Mar. 5 vs. N.J.D. **2008-09:** Played 76 games for Toronto collecting 55 points (15 G, 40 A) with 54 penalty minutes ... ranked 1st on the team in assists and faceoff percentage (51.4%) ... ranked 2nd (tie) in short-handed goals ... ranked 3rd in points and hits (116) ... set career-highs in assists, points, power-play goals (5) and penalty minutes ... collected 3 points (2 G, 1 A) Oct. 29 at N.J. ... registered a 5-game point streak (3 G, 4 A) Oct. 23 - Nov. 1 ... collected 3 assists in a period, tying Maple Leafs record for most assists in a period, Nov. 13 at EDM ... registered a career-high 6-game point streak (2 G, 8 A) Nov. 4 - 15 ... collected 3 points (2 G, 1 A) Dec. 22 at ATL ... missed 5 games due to eye injury (Dec. 28 - Jan. 6) ... collected 3 points (1 G, 2 A) Feb. 14 vs. PIT ... registered a 5-game assist streak (5 A) Feb. 26 - Mar. 7 ... collected 100th career NHL assist Feb. 28 at OTT ... **2007-08:** Registered a career-high in games played (82-tie) and goals (16) ... registered 7 multi-point games ... collected a career-high (tie) 4 points (1 G, 3 A) and 100th career NHL point (assist) Oct. 11 vs. the NY Islanders ... scored 50th career goal Jan. 15 vs. CAR ... collected 3 assists in a period, tying Maple Leafs record for most assists in a period, Feb. 25 at OTT (2nd period) ... played 300th career NHL game Mar. 4 vs. N.J.D. ... scored career-high 16th goal and played a season-high (24:43) Mar. 22 at OTT ... **2006-07:** Registered a career-high in games played (82-tie) and shots (132) ... Ranked 1st (tie) on team in games played ... collected a career-high (tie) 4 points (2 G, 2 A) Jan. 4 at BOS ... played 200th career NHL game and collected 2 assists Jan. 27 vs. MTL ... collected 2 assists, including 50th career assist, Mar. 10 vs. OTT ... Maple Leafs nominee for King Clancy Trophy, which is awarded to the player that best exemplifies leadership qualities on and off the ice and has made a noteworthy contribution in his community ... **2005-06:** Ranked 1st (tie) in the NHL in short-handed points (8), 8th (tie) in goals (4) and 3rd (tie) in assists (4) ... registered a career-high in short-handed goals (4) and game-winning goals (5) ... **2004-05:** Finished 1st on St. John's of the American Hockey League in games played (80-tie), 1st in short-handed goals (2), 2nd in shots (201), 3rd in goals (23), 3rd in points (43), 3rd in game-winning goals (4-tie) and 5th in power-play goals (6) ... led St. John's in playoff goals (tie) and points (tie) ... **2003-04:** Ranked 7th among NHL rookies in goals (14-tie), 10th in plus/minus (+7-tie), 13th in points (27-tie) and 18th in assists (13-tie) ... played in the NHL YoungStars Game collecting 2 points (1 G, 1 A) ... registered 1st career NHL assist Oct. 16 at N.J.D. ... scored 1st goal of the season Oct. 20 at NY Islanders ... registered 1st career NHL multi-point game (1 G, 1 A) Feb. 14 vs. BUF ... assigned to St. John's of the American Hockey League Mar. 6 ... recalled from St. John's Mar. 9 ... made NHL playoff debut Apr. 16 vs. OTT ... **2002-03:** Played 1 game for Toronto scoring 1 goal ... scored 1st career NHL goal in 1st career NHL game Apr. 5 vs. OTT (Prusek) ... played 1 game for St. John's (AHL) collecting 1 assist ... registered 1st career AHL point (assist) in 1st career AHL game Apr. 4 vs. Manitoba.

INTERNATIONAL HIGHLIGHTS

2002-03: Represented Canada at the 2003 IIHF World Junior Championships... played six tournament games and collected two points (1G, 1A) in helping Canada earn a silver medal.

JUNIOR HIGHLIGHTS

Played 182 games over 3 seasons for the Ontario Hockey League's Belleville Bulls ... recorded 70 goals with 130 assists for 206 points over his OHL career ... **2002-03:** Ranked 5th in the OHL in assists (60), 5th in shorthanded goals (5-tie), 5th in plus/minus (+41) and 8th in points (75) ... led the team in assists, points, plus/minus, powerplay goals (11) and shorthanded goals ... led Belleville during the playoffs in assists (8) and points (13) ... **2001-02:** Named the OHL Eastern Conference's Most Underrated Player and was a finalist as the Best Defensive Forward in the OHL Coaches Poll ... ranked 6th in the OHL in plus/minus (+36) ... played for the OHL Eastern Conference All-Stars at the Hershey Cup collecting 3 assists.

THE PLAYERS



LEE
STEMPNIAK

22



22

LEE STEMPNIAK

CENTRE

BORN: West Seneca, NY
DATE: February 4, 1983
HEIGHT: 5'9"
WEIGHT: 196 lbs.
SHOOTS: Right

DRAFTED: STL - 5th round, 148th overall, in the 2003 NHL Draft
HOW ACQUIRED: Traded from Phoenix in exchange for Daymond Langkow on August 29, 2011

CAREER RECORD

Season	Club	Lea.	REGULAR SEASON						PLAYOFFS					
			GP	G	A	PTS	PIM		GP	G	A	PTS	P	I M
1999-00	Buffalo	OPJHL	36	11	17	28	18		-	-	-	-	-	
2000-01	Buffalo	OPJHL	48	34	51	85	36		-	-	-	-	-	
2001-02	Dartmouth	ECAC	32	12	9	21	8		-	-	-	-	-	
2002-03	Dartmouth	ECAC	34	21	28	49	32		-	-	-	-	-	
2003-04	Dartmouth	ECAC	34	16	22	38	42		-	-	-	-	-	
2004-05	Dartmouth	ECAC	35	14	29	43	34		-	-	-	-	-	
2005-06	St. Louis	NHL	57	14	13	27	22		-	-	-	-	-	
	Peoria	AHL	26	8	7	15	32		3	0	3	3	2	
2006-07	St. Louis	NHL	82	27	25	52	33		-	-	-	-	-	
2007-08	St. Louis	NHL	80	13	25	38	40		-	-	-	-	-	
2008-09	St. Louis	NHL	14	3	10	13	2		-	-	-	-	-	
	Toronto	NHL	61	11	20	31	31		-	-	-	-	-	
2009-10	Toronto	NHL	62	14	16	30	18		-	-	-	-	-	
	Phoenix	NHL	18	14	4	18	8		7	0	2	2	0	
2010-11	Phoenix	NHL	82	19	19	38	19		4	0	0	0	0	
TOTALS			NHL	456	115	132	247	173	11	0	2	2	0	
			AHL	26	8	7	15	32	3	0	3	3	2	
			ECAC	135	63	88	151	116	-	-	-	-	-	

STEMPNIAK VS NHL

TEAM	Regular Season					Playoffs				
	GP	G	A	PTS	PIM	GP	G	A	PTS	PIM
Anaheim.....	19	6	10	16	6	0	0	0	0	0
Boston.....	10	3	3	6	4	0	0	0	0	0
Buffalo.....	15	2	4	6	10	0	0	0	0	0
Calgary.....	20	8	5	13	10	0	0	0	0	0
Carolina.....	10	5	2	7	0	0	0	0	0	0
Chicago.....	30	13	10	23	16	0	0	0	0	0
Colorado.....	19	6	10	16	4	0	0	0	0	0
Columbus.....	29	4	15	19	13	0	0	0	0	0
Dallas.....	19	4	9	13	4	0	0	0	0	0
Detroit.....	28	5	5	10	12	11	0	2	2	0
Edmonton.....	19	9	7	16	8	0	0	0	0	0
Florida.....	11	2	0	2	0	0	0	0	0	0
Los Angeles.....	21	9	8	17	10	0	0	0	0	0
Minnesota.....	18	3	5	8	10	0	0	0	0	0
Montreal.....	11	1	2	3	4	0	0	0	0	0
Nashville.....	29	7	6	13	13	0	0	0	0	0
New Jersey.....	8	1	2	3	0	0	0	0	0	0
NY Islanders.....	10	3	3	6	5	0	0	0	0	0
NY Rangers.....	7	0	3	3	4	0	0	0	0	0
Ottawa.....	12	0	3	3	4	0	0	0	0	0
Philadelphia.....	9	4	1	5	10	0	0	0	0	0
Phoenix.....	12	0	1	1	10	0	0	0	0	0
Pittsburgh.....	11	1	4	5	0	0	0	0	0	0
St. Louis.....	5	1	0	1	0	0	0	0	0	0
San Jose.....	22	3	3	6	4	0	0	0	0	0
Tampa Bay.....	11	3	3	6	0	0	0	0	0	0
Toronto.....	3	0	0	0	0	0	0	0	0	0
Vancouver.....	19	5	4	9	2	0	0	0	0	0
Washington.....	10	3	2	5	4	0	0	0	0	0
Winnipeg.....	9	4	2	6	6	0	0	0	0	0
Totals.....	456	115	132	247	173	11	0	2	2	0

NHL HIGHLIGHTS

FIRSTS:

First GP:.....10/06/2005 STL 3 vs. DET 4
 First Goal:.....11/04/2005 STL 2 vs. EDM 7
 First Goal vs.:.....Markkanen, Jussi at 18:56 of period 3
 First Asst:.....11/02/2005 STL 5 vs CHI 6

MOSTS (1 GAME): MOST RECENT

Goals:.....3 (1X) 10/21/2010 PHX 4 vs. LA 2
 Assists:.....3 (3X) 10/26/2009 TOR 6 at ANA 3
 Points:.....4 (1X) 10/26/2009 TOR 6 at ANA 3 (1G-3A)
 SOG:.....8 (2X) 11/23/2009 TOR 3 vs. NYI 4
 PIM:.....7 (1X) 02/25/2011 PHX 3 at CBJ 5
 Hat Tricks:.....1-10/21/2010 PHX 4 vs. LAK 2 (3G)
 Multi-Pt Games: 43-04/06/2011 PHX 2 at LAK 3 (1G-1A)

LONGEST PERSONAL STREAKS:

Goals:.....3 (6X) 03/15/2011 - 03/18/2011 (3G)
 Assists:.....5 (1X) 11/05/2008 - 11/14/2008 (8A)
 Pts:.....9 (1X) 03/02/2010 - 03/20/2010 (9G-3A)

LONGEST CAREER GAMES PLAYED STREAK:

169 01/30/2006 - 02/10/2008

CUPS:

None

2010-11 HIGHLIGHTS

COYOTES: Finished second on the team in goals (19) and had 38 points on the season... one of only three Coyotes' to play in all 82 games... led the team in takeaways (46)... tied for third in shots (199)... had six multi-point games... collected an assist in the season-opening game vs. BOS on Oct. 9... scored his first career hat trick vs. LAK on Oct. 21... netted his 100th career NHL goal vs. NSH on Nov. 3... recorded two goals and an assist vs. EDM on Nov. 23... played in his 400th career NHL game at ANA on Dec. 5... recorded three points (1G, 2A) vs. ANA on Jan. 15... registered third multi-goal game of the season (2G) vs. LAK on Jan. 22... collected two assists at COL on Jan. 26... posted a seven-game point streak (5G, 6A) from Jan. 15 to Jan. 26... snapped a 21-game goal drought with a goal at CGY on Mar. 15... recorded a goal in three straight games from Mar. 15 - 18... scored a goal vs. COL on Apr. 1... posted a goal and an assist at LAK on Apr. 6... **PLAYOFFS:** Played in all four playoff games and had eight shots.

CAREER HIGHLIGHTS

2009-10: Finished the season with 28-20-48 in 80 total games with Phoenix and Toronto... Set a new career-high with 28 goals to lead the Coyotes... Registered 14-4-18 in 18 games with Phoenix to close the regular season... Scored his 28th goal of the season at SJS, Apr. 10... Named NHL First Star for the Month of March after scoring NHL-leading 13 goals in 14 games to begin his tenure with the Coyotes... Matched the career-high he set in 2006-07 with St. Louis by scoring his 27th goal of the season on Mar. 31 at CGY... Recorded his fourth two-goal game with Coyotes and added an assist, Mar. 27 vs. COL... Scored 10th goal as a Coyote at NSH, Mar. 25... Extended his point streak to career-high nine games (9-3-11) with two goals vs. CHI, Mar. 20... Named NHL's 2nd Star for week ending Mar. 14... Notched his 20th goal of the season by scoring in his third straight game on Mar. 14 at ATL... Recorded second straight two-goal game on Mar. 13 at CAR... Scored two goals in win vs. VAN, Mar. 10... Scored a goal 6:13 into his Coyotes debut in 3-1 win vs. COL, Mar. 4... Had recorded 14-16-30 in 62 games with Toronto prior to trade on Mar. 3... Registered 1-2-3 and was named First Star, at PIT Dec. 27... Scored a goal and registered his 100th career NHL assist on Dec. 7 vs. ATL... Registered a career-high four points (1-3-4) on Oct. 26 at ANA... Played in his 300th NHL game on Oct. 13 vs. COL... **PLAYOFFS:** Collected two assists while appearing in all seven of Phoenix's games vs. DET... Picked up his first career postseason point with an assist in Game 3 win at DET, Apr. 18... Made his NHL playoff debut in Game 1 of WCQF vs. DET, Apr. 14... **2008-09:** Played in 61 games for the Toronto Maple Leafs, collecting 11-20-31 with 31 PIM... Acquired from St. Louis on Nov. 24 in exchange for Alex Steen and Carlo Colaiacovo... Played in 14 games with St. Louis prior to trade, registering 3-10-13... Posted a four-game point streak (2-2-2) from Mar. 10-17... Tied his career-high with three assists at NYR, Feb. 22, for his second three-assist game of the season... Scored his first Maple Leafs goal on Nov. 29 vs. PHI... Played his first game with the Maple Leafs and collected an assist on Nov. 25 vs. ATL... Matched a career high with three assists at CHI, Nov. 14... Registered a career-high five-game assist streak from Nov. 6-16... Missed four games due to injury (Oct. 11-18)... **2007-08:** Skated in 80 games for St. Louis, recording 13-25-38 and a career-high 40 PIM... Ranked 5th on the team in points... Played in his 200th career NHL game on Feb. 24 at PHX... Notched his 100th career NHL point (assist) at BOS, Dec. 22... Scored the GWG vs. DET, Dec. 20... Compiled a six-game point streak (4-3-7) from Nov. 30 - Dec. 11... Scored a goal in three straight games, Nov. 30 - Dec. 4... Collected two assists for his first points of the season, Oct. 6 at LAK... **2006-07:** Set career-highs in goals (27), assists (52), points (52)... Ranked 1st on the team with 27 goals and 2nd on the team with 52 points... Ranked 3rd with 166 shots... Was one of four Blues' players to skate in all 82 games... Finished with 14 multi-point games on the season... Scored four goals in a three-game span, Mar. 29 to Apr. 2... Scored two goals at CGY, Mar. 12... Netted his 20th goal of the season, the GWG, at NYI, Mar. 1... Played in his 100th career NHL game on Jan. 10 at NJD... Posted a career-high seven-game point streak (3-5-8) from Dec. 26-Jan. 9... Scored a career-high three points (2-1-3) on Oct. 21 at CHI... Scored his first goal of the season in season opener at SJS, Oct. 5... **2005-06:** Appeared in 57 games with St. Louis as a rookie, recording 14-13-27... Registered a five-game point streak from Feb. 10-March 5, tallying 4-3-7 over the span... Recorded his first career multi-goal game (2G) and added the shootout-deciding goal vs. CHI, Feb. 2... Scored the game-tying goal and the shootout-deciding goal on Jan. 30 vs. CGY... Notched his first career multi-point game (1-1-2), including his first career GWG on Nov. 16 at CBJ... Tallied his first career NHL goal on Nov. 4 vs. EDM... Registered his first career point (assist) on Nov. 2 vs. CHI... Made his NHL debut on Oct. 6 vs. DET... Also played in 26 games for Peoria of the AHL, collecting 8-7-15... Registered three assists in three playoff games for Peoria.

INTERNATIONAL HIGHLIGHTS

2008-09: Represented the United States at the 2009 World Championship for the third straight year... played in nine games for Team USA, scoring two goals and collecting six PIM... **2007-08:** Appeared in seven games for Team USA at the 2008 World Championship, recording three assists... **2006-07:** Played in seven games for Team USA at the 2007 World Championship, leading the team in goals (6), points (10) and penalty minutes (27).

COLLEGE HIGHLIGHTS

2004-05: Captained Dartmouth College during his senior year and helped the club rank first in the Eastern Collegiate Athletic Conference (ECAC) in scoring offense and 6th in the nation as the Big Green scored 120 goals in 35 games... Ranked 1st on the team and in the Ivy League in points (43) and assists (29)... Was 4th on the team, 6th in the Ivy League and 14th in the ECAC with 14 goals... Finished 3rd in the ECAC in points... Ranked 18th among all NCAA players in average points per game (1.23) and 9th in average assists per game (0.83)... Named Second Team All-America and First Team All-ECAC and All-Ivy... Selected to both ECAC and Ivy League's All-Academic teams... Named to ESPN The Magazine/CosIDA Academic All-District At-Large Team for the second straight year... Won Dartmouth's Kenneth Archibald Prize as the best all-around student athlete and was awarded the Alfred E. Watson Trophy as Dartmouth's Outstanding Male Athlete of the Year... Was co-recipient of the Phelan MVP Award... Received the Friends of Dartmouth Hockey Leading Scorer Award... Named to the New England Hockey Writers All-Star Team as voted on by the New England Hockey Writers Association... Was named to Inside College Hockey's ECAC All-Conference Team... Did not miss a single game in his four seasons at Dartmouth and played in his 131st college game on March 5 vs. Yale, passing Trevor Byrne on Dartmouth's all-time games played list and finished as the school's all-time leader with 135... Is only one of 11 Dartmouth players to be in both the 50-goal and 50-assist club... Led Dartmouth in scoring for three straight seasons (2002-03 through 2004-05)... Graduated from Dartmouth ranking 4th in school history in points (151), 10th in goals (63) and 3rd in assists (88).

THE PLAYERS



ALEX
TANGUAY

40



40

ALEX TANGUAY

LEFT WING

BORN: St. Justine, QC
DATE: November 21, 1979
HEIGHT: 6'0"
WEIGHT: 194 lbs.
SHOOTS: Left

DRAFTED: COL - 1st round, 12th overall, in the 1998 NHL Draft
HOW ACQUIRED: Signed as free agent on July 1, 2010

CAREER RECORD

			REGULAR SEASON					PLAYOFFS					
Season	Club	Lea.	GP	G	A	PTS	PIM	GP	G	A	PTS	PIM	
1994-95	Cap-d-Madeleine	QAAA	1	0	1	1	0	-	-	-	-	-	
1995-96	Cap-d-Madeleine	QAAA	44	29	34	63	64	5	2	4	6	14	
1996-97	Halifax	QMJHL	70	27	41	68	60	12	5	8	13	8	
1997-98	Halifax	QMJHL	51	47	38	85	32	5	7	6	13	4	
1998-99	Halifax	QMJHL	31	27	34	61	30	5	1	2	3	2	
	Hershey	AHL	5	1	2	3	2	5	0	2	2	0	
1999-00	Colorado	NHL	76	17	34	51	22	17	2	1	3	2	
2000-01	Colorado	NHL	82	27	50	77	37	23	6	15	21	8	
2001-02	Colorado	NHL	70	13	35	48	36	19	5	8	13	0	
2002-03	Colorado	NHL	82	26	41	67	36	7	1	2	3	4	
2003-04	Colorado	NHL	69	25	54	79	42	8	2	2	4	2	
2004-05	HC Lugano	Swiss	6	3	3	6	4	-	-	-	-	-	
2005-06	Colorado	NHL	71	29	49	78	46	9	2	4	6	12	
2006-07	Calgary	NHL	81	22	59	81	44	6	1	3	4	8	
2007-08	Calgary	NHL	78	18	40	58	48	7	0	4	4	4	
2008-09	Montreal	NHL	50	16	25	41	34	2	0	1	1	2	
2009-10	Tampa Bay	NHL	80	10	27	37	32	-	-	-	-	-	
2010-11	Calgary	NHL	79	22	47	69	24	-	-	-	-	-	
TOTALS			NHL	818	225	461	686	401	98	19	40	59	42
		FLAMES	238	62	146	208	116	13	1	7	8	12	
		AHL	5	1	2	3	2	5	0	2	2	0	
		OMJHL	152	101	113	214	122	22	13	16	29	14	

TANGUAY VS NHL

NHL HIGHLIGHTS

TEAM	Regular Season				Playoffs			
	GP	G	A	PTS	GP	G	A	PTS
Anaheim.....	34	6	23	29	6	4	0	2
Boston.....	19	5	10	15	4	2	0	1
Buffalo.....	17	3	8	11	6	0	0	0
Calgary.....	35	6	23	29	20	0	0	0
Carolina.....	20	3	7	10	10	0	0	0
Chicago.....	33	11	25	36	16	0	0	0
Colorado.....	23	5	15	20	18	0	0	0
Columbus.....	32	12	15	27	24	0	0	0
Dallas.....	38	15	13	28	12	16	4	8
Detroit.....	33	11	19	30	14	16	3	4
Edmonton.....	58	17	34	51	24	0	0	0
Florida.....	18	8	9	17	4	0	0	0
Los Angeles.....	33	11	15	26	10	14	3	8
Minnesota.....	50	13	29	42	24	7	1	2
Montreal.....	13	3	7	10	6	0	0	0
Nashville.....	32	5	21	16	19	0	0	0
New Jersey.....	17	4	8	12	6	7	4	3
NY Islanders.....	16	4	9	13	6	0	0	0
NY Rangers.....	16	8	3	11	6	0	0	0
Ottawa.....	18	6	5	11	4	0	0	0
Philadelphia.....	18	4	8	12	16	0	0	0
Phoenix.....	36	14	16	30	12	5	2	1
Pittsburgh.....	16	1	8	9	8	0	0	0
St. Louis.....	36	10	31	41	18	5	0	4
San Jose.....	36	7	24	31	24	18	1	9
Tampa Bay.....	13	2	6	8	8	0	0	0
Toronto.....	16	7	11	18	14	0	0	0
Vancouver.....	56	17	37	54	36	4	1	2
Washington.....	16	2	5	7	14	0	0	0
Winnipeg.....	20	5	17	22	12	0	0	0
Totals.....	818	225	461	686	401	98	19	40

FIRSTS:

First GP:.....10/05/1999 COL 3 at NSH 2
 First Goal:.....10/08/1999 COL 3 at PIT 3
 First Goal vs.:.....Skudra, Peter at 0:22 or period 1
 First Asst:.....10/05/1999 COL 3 at NSH 2

MOSTS (1 GAME): MOST RECENT

Goals:3 (2X) 01/21/2004 COL 6 at FLA 5
 Assists:4 (1X) 10/23/2003 COL 6 vs. EDM 1
 Points:5 (3X) 03/24/2009 MTL 6 vs. ATL 3 (2G-3A)
 SOG:7 (2X) 02/05/2011 CGY 3 vs. LAK 4
 PIM:12 (1X) 02/28/2004 COL 4 at CBJ 5
 Hat Tricks:2 01/21/2004 COL 6 at FLA 5 (3G)
 Multi-Pt Games:....178 04/06/2011 CGY 6 vs. EDM 1 (1G-2A)

LONGEST PERSONAL STREAKS:

Goals:4 (1X) 01/03/2006 01/09/2006 (5G)
 Assists:8 (2X) 02/08/2003 02/21/2003 (11A)
 Pts:16 (1X) 02/06/2003 03/07/2003 (10G-16A)

CUPS:

Colorado (2001)

2010-11 HIGHLIGHTS

Led the Flames and was tied for 17th in the NHL with 47 assists... led the Flames in shooting percentage at 18.3%... registered three points (2G, 1A) and picked up his 100th career point as a Flame on Oct. 16... scored the game-winner in the shoot-out on Oct. 26... had three assists on Nov. 19 ... back-to-back multi-point games with (1G, 1A) on Nov. 21 on his 31st birthday... had his sixth multi-point game with a pair of assists on Nov. 29... had a five game point streak (2G, 4A) Nov. 26 - Dec. 3... scored the game tying goal and the shootout winner on Dec. 23... scored a goal and an assist on Jan. 21... scored the shootout winner on Jan. 22 giving him a league leading third shootout winner... had a three point night (2G, 1A) on Feb. 5... played his 800th career game on Feb. 27... scored the game-winning goal and added two assists on Mar. 1... scored a league leading fourth shootout game-winner on Mar. 26.

CAREER HIGHLIGHTS

2009-10: Signed as a free agent with Tampa Bay on Sept. 1, 2009 ... ranked sixth on the team in goals (10), fifth on the team in assists (27), and seventh in points (37) ... was third (tie) on the team with 34 takeaways ... finished the season in sixth place on the team with an 11.0% shot percentage ... recorded his 600th NHL point on Dec. 21 at NYI and appeared in his 700th career game on January. 6 at BUF ... scored his 200th career goal on Jan. 16 at FLA... **2008-09:** Played in 50 games with Montreal, recording 57 points (16 G, 41 A) with a +13 rating ... it was his 6th consecutive season with 15 goals or more and his plus/minus rating was his highest since the 2003-04 season (+30) ... has 20 goals or more in 4 of the previous 6 seasons ... missed 32 games due to injury, playing in the fewest number of games in his career (50) ... led MTL in points with 13 and plus/minus with a +8 in the month of March ... tied his career-high with 5 points in a game (2 G 3 A) Mar. 24 vs. ATL ... was named MTL player of the month for October after leading the team in goals (6) and points with (11) ... **2007-08:** Scored his first 2 goals of the season and added 1 assist for his first 3-point game of the season on Oct. 24 vs. MIN ... scored his 500th NHL point with a goal on Nov. 10 vs. EDM ... scored a pair of goals for the second time this season on Feb. 20 at DAL and was named the game's 1st star ... played his 600th career game, registered 2 points (2 A) on Mar. 16 at CHI ... **PLAYOFFS:** Played in all 7 games for Calgary registering 4 points (4 A) in the process ... **2006-07: FLAMES:** Played in his seventh NHL season, his first as a Calgary Flame ... set a career-high in points (81) - 2nd on Flames, and assists (59) - 1st on Flames ... went 3 for 7 (.43%) in the shoot-out, including two GWG of the three Flames shoot-out wins ... was second on the Flames with 25 MP games ... Flames were 13-6-2-1 when scoring ... finished 3rd in the NHL in shooting percentage (20.6%) ... finished 9th amongst NHL assist leaders (59) ... registered two assists for the 4th straight game on Nov. 17 vs. DET ... registered two assist in 5 of the past 6 games on Nov. 22 vs. CHI ... in his first game back against his former team, registered 2 points (1 G, 1 A) on Nov. 28 vs. COL ... scored one goal and added two assists for his biggest offensive night of the season on Dec. 12 vs. MIN, and was named the game's 2nd star ... registered his 9th multi-point game of the season on Dec. 29 vs. LAK ... scored a goal and added an assist on Jan. 4 vs. FLA ... had his second three point game (1 G, 2 A) of the year on Jan. 6 vs. DAL ... registered two assists in his first game back in Colorado on Jan. 11 at COL, and was named the games 3rd star ... played in his 500th career NHL game on Feb. 2 vs. CBJ ... registered his 300th career assist on Feb. 11 at DET ... set a new season high with a +4 and tied a season high for points and assists with three assists on Feb. 24 vs. SJS ... registered two points (1 G, 1 A) for the 16th time this season on Mar. 6 at STL ... scored the winning goal in the shoot-out on Mar. 12 vs. STL ... had his 17th multi-point game of the season on Mar. 15 at DAL ... scored the game-winning goal in the shoot-out on Mar. 27 at MIN ... with an assist on Apr.5 at SJS, he tied his previous points record with 79 assists ... **PLAYOFFS:** played in all six games vs. DET, led the team in assists (3) and finished 2-2nd in points (4) ... had a two game point streak, and had his first multi-point game of the playoffs with two assists on Apr. 19 vs. DET ... **2005-06:** Set a career-high with 29 goals, breaking his previous mark of 27 accomplished in 2000-01 ... finished second on the team in scoring with 78 points, one shy of his career best (79 in 2003-04) ... Was third on the team in goals and second in assists (49) ... Led the NHL in shooting percentage (23.2%) ... had a team-high 22 multi-point games, including eight 3-point games ... missed 10 games late in the season due to a knee injury (March 20-April 9) ... returned from injury on Apr. 11 vs. PHX and scored a breakaway goal on his first shift of the night ... scored the first "shootout" goal in Av's history on Oct. 14 vs. Chicago ... moved past Mats Sundin (334) for ninth place on the franchise points list with an assist on Nov. 3 vs. ANA ... scored his first career penalty shot goal on Nov. 12 at CGY ... played in his 400th career NHL game on his 26th birthday, Nov. 21 vs. CGY ... led the team with 16 points in the month of November (6 G, 10 A) ... scored a goal in three straight games, Nov. 30 - Dec. 7 ... Finished with a team-best 19 points in January (10 G, 9 A), tied for third most in the NHL ... it marked his most-ever goals in a single month ... totaled 11 points (6 G, 5 A) over a six-game scoring streak, Dec. 30-Jan. 9 ... collected 14 points (7 G, 7 A) during Colorado's eight-game win streak in January, including two game-winning goals and a shootout winner ... scored a goal in four straight games, Jan. 3-9, a new career best ... scored his 20th goal of the year on Jan. 17 vs. TOR ... Fourth career 20-goal season and third straight ... Scored a pair of goals on April 15 at VAN, moving him into 10th place on the franchise goal-scoring list and also making him the ninth player in team history to record 400 career points ... **2004-05:** Played six games with Lugano in Switzerland, scoring three goals with three assists ... **2003-04: AVALANCHE:** Established a new career-high with 79 points (in 69 games played), surpassing his previous best of 67 points set in 2002-03 (82 games) ... also set a career-high with 54 assists ... tied for ninth in the league in points and tied for fourth in assists (with Sakic) ... Tanguay's 25 goals were two shy of his career standard and gave him at least 25 tallies in back-to back seasons and three out of the last four ... selected to play in his first NHL All-Star Game (in Minnesota) ... Tallied 42 points in his final 35 games (16 G, 26 A) and 12 (4 G, 8 A) in his last eight ... recorded a nine-game point streak from Oct. 16 to Nov. 2 (5 G, 11 A), longest by an Av's player in 2003-04 ... had points in eight consecutive games from Jan. 8-20 (7 G, 8A) ... Registered his second career hat trick Jan. 21 at FLA ... tied a career-high with five points on Mar. 3 vs. VAN, equaling the mark also set against the Canucks on Jan. 18, 2001... **PLAYOFFS:** Notched the game-winning goal in Game One Western Conference Quarter Finals (WCQF) vs. DAL ... five of his 16 career playoffs goals have been game-winners... Scored ... collected points in each of the first three games of the WCQF vs. DAL ... missed Game Five of the WCQF and Games Five and Six of the Western Conference Semifinals (WCSF) against San Jose with a leg injury ... **2002-03:** Recorded a career-high 16-game point streak from Feb. 11-Mar. 7 (10 G, 16 A), the longest streak by any NHL player that season and the longest in "Avalanche" history (since 1995) ... Broke the mark of 14 set by Joe Sakic in 2000 ... included in this stretch was an eight-game assist streak, Feb. 8-20, matching his career-high ... Points in 27 of last 31 games to close out the season, including first career hat trick Mar 22 vs.

CAREER HIGHLIGHTS CON'T

CHI ... third on the club in plus/minus (+34) one shy of his career-high (2000-01) ... played in all 82 games for second time in his four seasons ... recorded (23 G, 34 A) in final 51 games, 10th highest total among NHL scorers in that span after tallying 10 points (3 G, 7 A) in first 31 games ... **PLAYOFFS:** Scored the GW goal in Game Three at MIN ... **2001-02:** Finished third on the team with 48 points ... ended the season with eight points (3 G, 5 A) in his final seven games ... points in three consecutive games to start the season (all assists) ... tallied first two goals of the year Oct. 20 at CBJ (on two shots) ... Recorded career assist 100 Dec. 23 vs. MIN ... **PLAYOFFS:** Av's first goal of the playoffs with nine seconds remaining in first period - Game One vs. LAK ... Assisted on Forsberg's GW goal in Game Seven of Conference Semi Final (CSF) vs. SJSS ... **2000-01:** Surpassed rookie season totals in goals (27), assists (50) and points (77) ... finished sixth in the NHL in plus/minus (+35) ... tallied a career-best five points (2 G, 3 A) Jan. 18 vs. VAN ... posted a team-high and career-best 11-game point streak Nov. 1-25 (6 G, 13 A), tied for the fifth longest streak in the NHL ... career-best eight-game assist streak Nov. 1-16 (10 A) ... career-best three-game goal streak Nov. 16-22 (4 G) and Dec. 21-26 ... first career fighting major Dec. 29 vs. NSH (A. Boikov) ... **PLAYOFFS:** Recorded playoff career-bests in goals (6), assists (15) and points (21) ... ranked fifth among postseason scorers in points and his 15 assists trailed only Hejduk's 16 in the NHL ... scored two goals in Game Seven of the Stanley Cup Finals vs. NJD on route to Colorado's Stanley Cup win, including the GWG ... assisted on Klemm's GWG in Game Three of CWF at LAK ... recorded a career-best five-game point streak from Game Four vs. VAN - Game Four vs. LAK (2 G, 6 A) ... **1999-00:** Finished second among NHL rookie scorers with 51 points, seven more than teammate Chris Drury's 44 in his Calder Trophy campaign of 1998-99 ... led team in shooting pct. (.23.0) ... First career GWG Jan. 15 vs. CHI ... opened the season with a five-game point streak (Oct. 5-11) ... his first five goals came on his first seven shots ... recorded season-best six-game point streak Dec. 1-12 (1 G, 1 A) ... scored two goals on Oct. 28 at PHI, his first career multiple-goal game ... Equalled his career-best point total (3 A) Mar. 7 at CGY ... +12 in his last 13 games, including season high of +4 on Mar. 7 at CGY ... **PLAYOFFS:** One of four Avalanche rookies who made their first appearance in the Stanley Cup playoffs ... played in all 17 playoff games ... recorded 2 points (1 G, 1 A) in first career NHL playoff game, Game 1 vs. PHX in Conference Quarter Finals (CQF) ... Second playoff goal in Game Two vs. PHO (GWG-PP).

INTERNATIONAL HIGHLIGHTS

1997-98: Played in the 1998 IIHF World Junior Championship's with Team Canada finishing second in team scoring with three points (2G, 1A) in seven games... teammates on the Canadian team included Cory Sarich.


JUNIOR HIGHLIGHTS

Played three seasons with the QMJHL's Halifax Moose Heads ... set Halifax career records for goals (101), assists (113) and points (214) ... **2008-09:** Matched team record with five points Oct. 9 vs. Baie-Comeau ... matched another team record with four goals on Oct. 15 vs. Drummondville.

FLAMES IN THE SYSTEM



The Flames held their annual Development Camp from July 4 to 8, 2011.



JOHN ARMSTRONG - C

BORN: Unionville, ON
DATE: February 26, 1988
HEIGHT: 6'2"
WEIGHT: 208 lbs.
SHOOTS: Right

HOW ACQUIRED: 3rd round, 87th overall, in the 2006 NHL Draft


REGULAR SEASON

PLAYOFFS

Season	Club	Lea.	GP	G	A	PTS	PIM	GP	G	A	PTS	PIM
2004-05	Plymouth	OHL	52	6	13	19	39	4	0	0	0	4
2005-06	Plymouth	OHL	65	14	23	37	75	13	4	7	11	18
2006-07	Plymouth	OHL	34	8	13	21	26	-	-	-	-	-
	Peterborough	OHL	27	11	13	24	34	-	-	-	-	-
2007-08	Peterborough	OHL	65	21	36	57	77	5	0	1	1	6
2008-09	Quad City	AHL	68	5	15	20	72	-	-	-	-	-
2009-10	Abbotsford	AHL	14	1	5	6	13	-	-	-	-	-
2010-11	Abbotsford	AHL	78	9	8	17	91	-	-	-	-	-
TOTALS		AHL	160	15	28	43	176	-	-	-	-	-
		OHL	243	60	98	158	251	22	4	8	12	28



FLAMES IN THE SYSTEM



BILL ARNOLD - C

BORN: Needham, MA

DATE: May 13, 1992

HEIGHT: 6'0"

WEIGHT: 215 lbs.


SHOOTS: Right

HOW ACQUIRED: 4th round, 108th overall, in the 2010 Entry Draft

REGULAR SEASON

PLAYOFFS

Season	Club	Lea.	GP	G	A	PTS	PIM	GP	G	A	PTS	PIM
2009-10	US Dev.	USHL	26	8	15	23	20	-	-	-	-	-
2010-11	Boston College	HEAST	39	10	10	20	38	-	-	-	-	-
TOTALS		HEAST	39	10	10	20	38	-	-	-	-	-
		USHL	26	8	15	23	20	-	-	-	-	-



SVEN BAERTSCHI - LW

BORN: Langenthal, SUI

DATE: October 5, 1992

HEIGHT: 5'9"

WEIGHT: 186 lbs.

SHOOTS: Left

HOW ACQUIRED: 1st round, 13th overall, in the 2011 Entry Draft

REGULAR SEASON

PLAYOFFS

Season	Club	Lea.	GP	G	A	PTS	PIM	GP	G	A	PTS	PIM
2008-09	Langenthal	Swiss-B	1	0	0	0	0	-	-	-	-	-
2009-10	Langenthal	Swiss-B	37	6	5	11	10	-	-	-	-	-
2010-11	Portland	WHL	66	34	51	85	74	21	10	17	27	16
TOTALS		WHL	66	34	51	85	74	21	10	17	27	16
		Swiss-B	38	6	5	11	10	-	-	-	-	-



FLAMES IN THE SYSTEM



CARTER BANKS - LW

BORN: Marysville, BC

DATE: August 9, 1989

HEIGHT: 5'9"

WEIGHT: 179 lbs.


SHOOTS: Left

HOW ACQUIRED: Signed as a free agent in July, 2010

REGULAR SEASON

PLAYOFFS

Season	Club	Lea.	GP	G	A	PTS	PIM	GP	G	A	PTS	PIM
2005-06	Lethbridge	WHL	2	0	0	0	0	6	0	0	0	4
2006-07	Lethbridge	WHL	67	11	20	31	64	-	-	-	-	-
2007-08	Lethbridge	WHL	70	15	30	45	56	19	6	4	10	19
2008-09	Lethbridge	WHL	53	13	34	47	68	3	0	0	0	4
2009-10	Lethbridge	WHL	70	19	36	55	96	-	-	-	-	-
	Abbotsford	AHL	9	0	0	0	0	13	0	1	1	7
2010-11	Abbotsford	AHL	29	5	14	19	16	-	-	-	-	-
TOTALS		AHL	38	5	14	19	16	13	0	1	1	7
		WHL	262	58	120	178	284	28	6	4	10	27



LANCE BOUMA - LW

BORN: Provost, AB

DATE: March 25, 1990

HEIGHT: 6'1"

WEIGHT: 215 lbs.

SHOOTS: Left

HOW ACQUIRED: 3rd round, 78th overall, in the 2008 Entry Draft

REGULAR SEASON

PLAYOFFS

Season	Club	Lea.	GP	G	A	PTS	PIM	GP	G	A	PTS	PIM
2005-06	Vancouver	WHL	5	1	3	4	0	-	-	-	-	-
2006-07	Vancouver	WHL	49	3	5	8	31	22	3	3	6	12
2007-08	Vancouver	WHL	71	12	23	35	93	10	0	1	1	8
2008-09	Vancouver	WHL	48	9	16	25	116	17	7	5	12	30
2009-10	Vancouver	WHL	57	14	29	43	134	16	4	13	17	47
	Abbotsford	AHL	-	-	-	-	-	5	1	0	1	2
2010-11	Abbotsford	AHL	61	12	8	20	53	-	-	-	-	-
	Calgary	NHL	16	0	1	1	2	-	-	-	-	-
TOTALS		NHL	16	0	1	1	2	-	-	-	-	-
		AHL	61	12	8	20	53	5	1	0	1	2
		WHL	230	39	76	115	374	65	14	22	36	97



FLAMES IN THE SYSTEM




CHRIS BREEN - D

BORN: Uxbridge, ON
DATE: June 29, 1989
HEIGHT: 6'6"
WEIGHT: 227 lbs.
SHOOTS: Left

HOW ACQUIRED: Signed as a free agent on May 31, 2010

REGULAR SEASON								PLAYOFFS				
Season	Club	Lea.	GP	G	A	PTS	PIM	GP	G	A	PTS	PIM
2005-06	Mississauga	OPJHL	33	1	6	7	10	-	-	-	-	-
	Saginaw	OHL	25	0	0	0	10	-	-	-	-	-
2006-07	Saginaw	OHL	39	1	2	3	32	2	0	0	0	2
2007-08	Saginaw	OHL	55	0	6	6	67	4	0	1	1	0
2008-09	Saginaw	OHL	6	0	1	1	9	-	-	-	-	-
	Lake Erie	OHL	59	0	12	12	31	5	0	1	1	7
2009-10	Lake Erie	OHL	12	0	2	2	11	-	-	-	-	-
	Peterborough	OHL	53	4	8	12	36	4	1	0	1	5
	Abbotsford	AHL	1	0	1	1	4	-	-	-	-	-
2010-11	Abbotsford	AHL	73	4	7	11	47	-	-	-	-	-
TOTALS		AHL	74	4	8	12	51	-	-	-	-	-
		OHL	249	6	31	37	196	15	1	2	3	14




T.J. BRODIE - D

BORN: Chatham, ON
DATE: June 7, 1990
HEIGHT: 6'1"
WEIGHT: 182 lbs.
SHOOTS: Left

HOW ACQUIRED: 4th round, 114th overall, in the 2008 Entry Draft

		REGULAR SEASON						PLAYOFFS				
Season	Club	Lea.	GP	G	A	PTS	PIM	GP	G	A	PTS	PIM
2006-07	Saginaw	OHL	20	0	4	4	23	3	0	1	1	2
2007-08	Saginaw	OHL	68	4	26	30	73	4	0	3	3	2
2008-09	Saginaw	OHL	63	12	38	50	67	8	3	6	9	8
2009-10	Saginaw	OHL	19	4	19	23	20	-	-	-	-	-
	Barrie	OHL	46	3	30	33	38	17	1	14	15	14
2010-11	Abbotsford	AHL	68	5	29	34	32	-	-	-	-	-
	Calgary	NHL	3	0	0	0	2	-	-	-	-	-
TOTALS		NHL	3	0	0	0	2	-	-	-	-	-
		AHL	68	5	29	34	32	-	-	-	-	-
		OHL	216	23	117	140	221	32	4	24	28	26

FLAMES IN THE SYSTEM



LAURENT BROSSOIT - G

BORN: Surrey, BC
DATE: March 23, 1993
HEIGHT: 6'2"
WEIGHT: 198 lbs.
CATCHES: Left

HOW ACQUIRED: 6th round, 164th overall, in the 2011 Entry Draft

REGULAR SEASON

PLAYOFFS

Season	Club	Lea.	GP	W	L	T	MINS	GA	SO	GAA	GP	W	L	MINS	GA	SO	GAA
2008-09	Edmonton	WHL	1	0	0	0	37	5	0	8.20	-	-	-	-	-	-	-
2009-10	Cowichan	BCHL	21	10	8	0	999	61	2	3.66	-	-	-	-	-	-	-
	Edmonton	WHL	2	0	1	0	86	4	0	2.80	-	-	-	-	-	-	-
2010-11	Edmonton	WHL	34	13	12	2	1664	92	2	3.32	2	0	2	117	7	0	3.58
TOTALS		WHL	37	13	13	2	1787	101	2	3.39	2	0	2	117	7	0	3.58
		BCHL	21	10	8	0	999	61	2	3.66	-	-	-	-	-	-	-



PAUL BYRON - C

BORN: Ottawa, ON
DATE: April 27, 1989
HEIGHT: 5'7"
WEIGHT: 154 lbs.
SHOOTS: Left
DRAFTED: BUF - 6th round, 179th overall, in the 2007 NHL Draft

HOW ACQUIRED: Trade with Buffalo along with Chris Butler in exchange for Robyn Regehr, Alex Kotalik and Calgary's 2nd round pick in 2012 NHL Draft


REGULAR SEASON

PLAYOFFS

Season	Club	Lea.	GP	G	A	PTS	PIM	GP	G	A	PTS	PIM
2006-07	Gatineau	QMJHL	68	21	23	44	46	5	5	1	6	2
2007-08	Gatineau	QMJHL	52	37	31	68	25	19	21	11	32	12
2008-09	Gatineau	QMJHL	64	33	66	99	32	10	2	14	16	4
2009-10	Portland	AHL	57	14	19	33	59	4	0	0	0	0
2010-11	Portland	AHL	67	26	27	53	52	12	2	5	7	6
2010-11	Buffalo	NHL	8	1	1	2	2	-	-	-	-	-
TOTALS		NHL	8	1	1	2	2	-	-	-	-	-
		AHL	124	40	46	86	111	16	2	5	7	6
		QMJHL	184	91	120	211	103	34	28	26	54	18



FLAMES IN THE SYSTEM



BRYAN CAMERON - RW

BORN: Brampton, ON
DATE: February 25, 1989
HEIGHT: 5'9"
WEIGHT: 190 lbs.
SHOOTS: Right

HOW ACQUIRED: Signed as a free agent on April 30, 2010

REGULAR SEASON

PLAYOFFS

Season	Club	Lea.	GP	G	A	PTS	PIM	GP	G	A	PTS	PIM
2004-05	Milton	OPJHL	2	0	0	0	0	-	-	-	-	-
2005-06	Belleville	OHL	64	20	9	29	46	6	1	2	3	6
2006-07	Belleville	OHL	60	33	25	58	50	15	4	8	12	15
2007-08	Belleville	OHL	68	41	37	78	56	21	4	9	13	10
2008-09	Belleville	OHL	64	37	44	81	51	17	7	7	14	18
2009-10	Barrie	OHL	62	53	25	78	68	15	11	9	20	14
2010-11	Abbotsford	AHL	60	6	9	15	41	-	-	-	-	-
	Victoria	ECHL	7	3	3	6	2	-	-	-	-	-
TOTALS		AHL	60	6	9	15	41	-	-	-	-	-
		ECHL	7	3	3	6	2	-	-	-	-	-
		OHL	318	184	140	324	271	74	27	35	89	63



GUILLAUME DESBIENS - RW

BORN: Alma, QC
DATE: April 20, 1985
HEIGHT: 6'2"
WEIGHT: 204 lbs.
SHOOTS: Right


DRAFTED: ATL - 4th round, 116th overall, in the 2003 NHL Draft
HOW ACQUIRED: Signed as a free agent on July 4, 2011

REGULAR SEASON

PLAYOFFS

Season	Club	Lea.	GP	G	A	PTS	PIM	GP	G	A	PTS	PIM
2001-02	Rouyn-Noranda	QMJHL	65	14	10	24	115	4	1	1	2	9
2002-03	Rouyn-Noranda	QMJHL	64	15	18	33	233	4	0	0	0	4
2003-04	Rouyn-Noranda	QMJHL	58	20	21	41	199	11	2	2	4	24
2004-05	Rouyn-Noranda	QMJHL	56	27	16	43	206	10	1	4	5	25
2005-06	Chicago	AHL	3	0	0	0	7	-	-	-	-	-
	Gwinnett	ECHL	65	33	27	60	187	17	10	6	16	38
2006-07	Chicago	AHL	54	3	6	9	118	6	0	1	1	2
2007-08	Chicago	AHL	23	2	1	3	30	1	0	1	1	0
	Gwinnett	ECHL	10	2	5	7	46	8	3	6	9	10
2008-09	Manitoba	AHL	78	21	26	47	158	22	4	8	12	18
2009-10	Manitoba	AHL	67	19	15	34	144	6	3	6	9	17
	Vancouver	NHL	1	0	0	0	2	-	-	-	-	-
2010-11	Vancouver	NHL	12	0	0	0	10	-	-	-	-	-
	Manitoba	AHL	53	11	16	27	104	13	1	3	4	31
TOTALS		NHL	13	0	0	0	12	-	-	-	-	-
		AHL	278	56	64	120	561	48	8	19	27	68
		ECHL	75	35	32	67	233	25	13	12	25	48
		QMJHL	243	76	65	141	753	29	4	7	11	62

FLAMES IN THE SYSTEM



JUSTIN DOWLING - C


BORN: Cochrane, AB
DATE: October 1, 1990
HEIGHT: 5'9"
WEIGHT: 185 lbs.
SHOOTS: Left

HOW ACQUIRED: Signed as a free agent on April 18, 2010

REGULAR SEASON

PLAYOFFS

Season	Club	Lea.	GP	G	A	PTS	PIM	GP	G	A	PTS	PIM
2006-07	Swift Current	WHL	3	0	3	3	0	1	0	0	0	0
2007-08	Swift Current	WHL	71	7	21	28	4	12	4	3	7	2
2008-09	Swift Current	WHL	71	22	44	66	16	7	2	4	6	0
2009-10	Swift Current	WHL	72	32	46	78	19	4	2	2	4	2
2010-11	Swift Current	WHL	63	20	47	67	18	-	-	-	-	-
	Abbotsford	AHL	8	1	3	4	2	-	-	-	-	-
TOTALS		AHL	8	1	3	4	2	-	-	-	-	-
		WHL	280	81	161	242	57	24	8	9	17	4



MICHAEL FERLAND - LW

BORN: Brandon, MB
DATE: April 20, 1992
HEIGHT: 6'0"
WEIGHT: 210 lbs.
SHOOTS: Left

HOW ACQUIRED: 5th round, 133rd overall, in the 2010 Entry Draft


REGULAR SEASON

PLAYOFFS

Season	Club	Lea.	GP	G	A	PTS	PIM	GP	G	A	PTS	PIM
2008-09	Beausejour	MJHL	1	0	0	0	0	-	-	-	-	-
2009-10	Brandon	WHL	61	9	19	28	85	15	3	1	4	8
2010-11	Brandon	WHL	56	23	33	56	110	6	4	2	6	4
TOTALS		WHL	117	32	52	84	195	21	7	3	10	12
		MJHL	1	0	0	0	0	-	-	-	-	-



FLAMES IN THE SYSTEM



JOHN GAUDREAU - LW

BORN: Carney's Point, NY

DATE: August 13, 1993

HEIGHT: 5'8"

WEIGHT: 150 lbs.


SHOOTS: Left

HOW ACQUIRED: 4th round, 104th overall, in the 2011 Entry Draft

REGULAR SEASON

PLAYOFFS

Season	Club	Lea.	GP	G	A	PTS	PIM	GP	G	A	PTS	PIM
2010-11	Dubuque	USHL	60	36	36	72	36	11	5	6	11	6
TOTALS		USHL	60	36	36	72	36	11	5	6	11	6



MARKUS GRANLUND - C

BORN: Oulu, FIN

DATE: April 16, 1993

HEIGHT: 5'11"

WEIGHT: 175 lbs.

SHOOTS: Left

HOW ACQUIRED: 2nd round, 45th overall, in the 2011 Entry Draft

REGULAR SEASON

PLAYOFFS

Season	Club	Lea.	GP	G	A	PTS	PIM	GP	G	A	PTS	PIM
2010-11	HIFK	JR.A-FIN	40	20	32	52	49	-	-	-	-	-
TOTALS		JR.A-FIN	40	20	32	52	49	-	-	-	-	-



FLAMES IN THE SYSTEM




RYLEY GRANTHAM - LW

BORN: Hanna, AB
DATE: January 7, 1988
HEIGHT: 6'4"
WEIGHT: 197 lbs.
SHOOTS: Left

HOW ACQUIRED: 6th round, 168th overall, in the 2008 Entry Draft

		REGULAR SEASON						PLAYOFFS				
Season	Club	Lea.	GP	G	A	PTS	PIM	GP	G	A	PTS	PIM
2004-05	Brooks	AJHL	3	0	0	0	12	-	-	-	-	-
2005-06	Brooks	AJHL	43	6	3	9	98	-	-	-	-	-
2006-07	Moose Jaw	WHL	33	1	1	2	50	-	-	-	-	-
2007-08	Moose Jaw	WHL	66	10	9	19	163	6	0	0	0	8
2008-09	Moose Jaw	WHL	38	8	5	13	132	-	-	-	-	-
	Kelowna	WHL	29	4	12	16	61	22	4	1	5	16
2009-10	Abbotsford	AHL	67	1	3	4	163	-	-	-	-	-
2010-11	Abbotsford	AHL	22	0	3	3	39	-	-	-	-	-
	Utah	ECHL	14	4	1	5	49	-	-	-	-	-
TOTALS		AHL	89	1	6	7	202	-	-	-	-	-
		ECHL	14	4	1	5	49	-	-	-	-	-
		WHL	166	23	27	50	406	28	4	1	5	24
		AJHL	46	6	3	9	110	-	-	-	-	-




JORDAN HENRY - D

BORN: Milo, AB
DATE: February 11, 1986
HEIGHT: 6'2"
WEIGHT: 194 lbs.
SHOOTS: Right

HOW ACQUIRED: Trade with Florida for Keith Seabrook on July 2, 2011

REGULAR SEASON								PLAYOFFS				
Season	Club	Lea.	GP	G	A	PTS	PIM	GP	G	A	PTS	PIM
2003-04	Moose Jaw	WHL	61	0	4	4	82	10	0	0	0	6
2004-05	Moose Jaw	WHL	68	2	12	14	137	5	2	0	2	26
2005-06	Moose Jaw	WHL	40	1	12	13	104	-	-	-	-	-
	Red Deer	WHL	29	2	8	10	51	-	-	-	-	-
2006-07	Red Deer	WHL	72	7	25	32	162	7	0	4	4	26
2007-08	Florida	ECHL	20	2	2	4	14	-	-	-	-	-
	Rochester	AHL	49	3	5	8	73	-	-	-	-	-
2008-09	Rochester	AHL	69	4	12	16	111	-	-	-	-	-
2009-10	Rochester	AHL	76	13	18	31	104	7	4	0	4	23
2010-11	Minsk Dynamo	KHL	36	1	1	2	53	6	1	1	2	33
TOTALS		AHL	194	20	35	55	288	7	4	0	4	23
		KHL	36	1	1	2	53	6	1	1	2	33
		ECHL	20	2	2	4	14	-	-	-	-	-
		WHL	270	12	61	73	536	22	2	4	6	58

FLAMES IN THE SYSTEM



PATRICK HOLLAND - RW

BORN: Lethbridge, AB
DATE: January 7, 1992
HEIGHT: 6'0"
WEIGHT: 180 lbs.
SHOOTS: Right

HOW ACQUIRED: 7th round, 193rd overall, in the 2010 Entry Draft

Season	Club	Lea.	REGULAR SEASON						PLAYOFFS					
			GP	G	A	PTS	PIM		GP	G	A	PTS	PIM	
2008-09	Tri-City	WHL	1	0	0	0	0		-	-	-	-	-	
	Olds	AJHL	2	0	0	0	0		-	-	-	-	-	
	Lethbridge	MID	34	17	28	45	20		-	-	-	-	-	
2009-10	Tri-City	WHL	59	16	20	36	14		22	3	7	10	10	
2010-11	Tri-City	WHL	71	22	40	62	24		10	4	4	8	2	
TOTALS			WHL	131	38	60	98	38	32	7	11	18	12	
			AJHL	2	0	0	0	0	-	-	-	-	-	



ROMAN HORAK - C


BORN: Ceske Budejovice, CZE
DATE: May 21, 1991
HEIGHT: 6'0"
WEIGHT: 174 lbs.
SHOOTS: Left
DRAFTED: 5th round, 127th overall, in the 2009 Entry Draft

HOW ACQUIRED: Trade with New York Rangers along with two 2nd round picks in the 2011 NHL Draft in exchange for Tim Erixon and Calgary's 5th round pick in the 2011 NHL Draft

Season	Club	Lea.	REGULAR SEASON						PLAYOFFS					
			GP	G	A	PTS	PIM		GP	G	A	PTS	PIM	
2007-08	Ceske Budejovice	Czech	1	0	0	0	0		-	-	-	-	-	
2008-09	Ceske Budejovice	Czech	8	0	0	0	0		-	-	-	-	-	
2009-10	Chilliwack	WHL	66	21	26	47	39		6	2	4	6	4	
2010-11	Chilliwack	WHL	64	26	52	78	60		5	1	2	3	0	
TOTALS			WHL	130	47	78	125	99	11	3	6	9	4	
			Czech	9	0	0	0	0	-	-	-	-	-	



FLAMES IN THE SYSTEM



RYAN HOWSE - RW

BORN: Chilliwack, BC

DATE: July 6, 1991

HEIGHT: 6'0"

WEIGHT: 225 lbs.


SHOOTS: Left

HOW ACQUIRED: 3rd round, 74th overall, in the 2009 Entry Draft

REGULAR SEASON

PLAYOFFS

Season	Club	Lea.	GP	G	A	PTS	PIM	GP	G	A	PTS	PIM	
2006-07	Chilliwack	WHL	5	1	0	1	2	1	0	0	0	0	
	Prince George	BCHL	2	0	2	2	0	-	-	-	-	-	
2007-08	Chilliwack	WHL	54	10	7	17	12	4	1	1	2	2	
2008-09	Chilliwack	WHL	61	31	13	44	12	-	-	-	-	-	
2009-10	Chilliwack	WHL	72	47	25	72	27	6	5	1	6	2	
2010-11	Chilliwack	WHL	70	51	32	83	40	5	1	0	1	2	
TOTALS			WHL	262	140	77	217	93	16	7	2	9	6
			BCHL	2	0	2	2	0	-	-	-	-	-



LELAND IRVING - G

BORN: Swan Hills, AB

DATE: April 11, 1988

HEIGHT: 6'0"

WEIGHT: 184 lbs.

CATCHES: Left

HOW ACQUIRED: 1st round, 26th overall, in the 2006 Entry Draft

REGULAR SEASON

PLAYOFFS

Season	Club	Lea.	GP	W	L	T	MINS	GA	SO	GAA	GP	W	L	MINS	GA	SO	GAA
2004-05	Everett	WHL	23	9	8	1	1132	34	2	1.80	-	-	-	-	-	-	-
2005-06	Everett	WHL	67	37	22	4	3791	121	4	1.92	12	8	3	747	21	3	1.69
2006-07	Everett	WHL	48	34	9	3	2802	87	11	1.86	12	6	5	639	30	0	2.82
2007-08	Everett	WHL	56	27	24	3	3258	133	4	2.45	3	0	3	139	10	0	4.30
2008-09	QC	AHL	47	24	18	2	2658	99	1	2.23	-	-	-	-	-	-	-
2009-10	Abbotsford	AHL	34	14	17	2	1850	85	1	2.76	1	0	1	14	3	0	12.97
	Victoria	ECHL	8	2	4	2	490	25	0	3.06	-	-	-	-	-	-	-
2010-11	Abbotsford	AHL	61	30	24	2	3437	132	8	2.30	-	-	-	-	-	-	-
TOTALS		AHL	142	68	59	6	7945	316	10	2.39	1	0	1	14	3	0	12.97
		ECHL	8	2	4	2	490	25	0	3.06	-	-	-	-	-	-	-
		WHL	194	107	63	11	10983	375	21	2.05	27	14	11	1525	61	3	2.40

FLAMES IN THE SYSTEM




QUINTIN LAING - C

BORN: Harris, SK
DATE: June 8, 1979
HEIGHT: 6'2"
WEIGHT: 195 lbs.
SHOOTS: Left

DRAFTED: 4th Round, 102nd overall,
 in 1997 NHL Draft
HOW ACQUIRED: Signed as a free
 agent July 1, 2011

Season	Club	Lea.	REGULAR SEASON					PLAYOFFS				
			GP	G	A	PTS	PIM	GP	G	A	PTS	PIM
1996-97	Kelowna	WHL	63	13	24	37	54	1	0	0	0	0
1997-98	Kelowna	WHL	59	11	24	35	47	7	0	1	1	8
1998-99	Kelowna	WHL	70	11	10	21	107	6	3	0	3	0
1999-00	Kelowna	WHL	68	22	30	52	61	5	1	1	2	8
2000-01	Jackson	ECHL	60	13	24	37	39	5	0	0	0	0
	Norfolk	AHL	10	0	1	1	10	-	-	-	-	-
2001-02	Jackson	ECHL	16	4	6	10	12	-	-	-	-	-
	Norfolk	AHL	61	6	15	21	32	4	0	0	0	2
2002-03	Norfolk	AHL	69	5	12	17	33	8	2	2	4	0
2003-04	Norfolk	AHL	78	12	10	22	74	8	5	1	6	4
	Chicago	NHL	3	0	1	1	0	-	-	-	-	-
2004-05	Norfolk	AHL	66	10	13	23	54	4	0	0	0	0
2005-06	Norfolk	AHL	73	14	31	45	70	4	0	0	0	0
2006-07	Hershey	AHL	75	15	28	43	44	19	2	5	7	21
2007-08	Hershey	AHL	20	2	6	8	28	-	-	-	-	-
	Washington	NHL	39	1	5	6	10	-	-	-	-	-
2008-09	Hershey	AHL	55	9	16	25	21	9	2	2	4	0
	Washington	NHL	1	0	0	0	0	-	-	-	-	-
2009-10	Washington	NHL	36	2	2	4	21	-	-	-	-	-
	Hershey	AHL	2	0	0	0	0	-	-	-	-	-
2010-11	Victoria	ECHL	4	0	1	1	0	-	-	-	-	-
	Abbotsford	AHL	59	7	19	26	40	-	-	-	-	-
TOTALS		NHL	79	3	8	11	31	-	-	-	-	-
		AHL	568	80	151	231	406	56	11	10	21	27
		ECHL	80	17	31	48	51	5	0	0	0	0
		WHL	260	57	88	145	269	19	4	2	6	16




NICK LARSON - LW

BORN: Apple Valley, MIN
DATE: November 14, 1989
HEIGHT: 6'1"
WEIGHT: 195 lbs.
SHOOTS: Left

HOW ACQUIRED: 4th round, 108th
 overall, in the 2008 Entry Draft

Season	Club	Lea.	REGULAR SEASON					PLAYOFFS				
			GP	G	A	PTS	PIM	GP	G	A	PTS	PIM
2007-08	Waterloo	USHL	57	19	19	38	66	9	3	2	5	31
2008-09	Waterloo	USHL	51	19	17	36	144	3	0	0	0	4
2009-10	Notre Dame	CCHA	35	6	5	11	47	-	-	-	-	-
2010-11	Notre Dame	CCHA	43	10	9	19	42	-	-	-	-	-
TOTALS		CCHA	78	16	14	30	89	-	-	-	-	-
		USHL	108	38	36	74	210	12	3	2	5	35

FLAMES IN THE SYSTEM



JOEY LEACH - D


BORN: Wadena, SK
DATE: January 29, 1992
HEIGHT: 6'3"
WEIGHT: 198 lbs.
SHOOTS: Left

HOW ACQUIRED: 3rd round, 73rd overall, in the 2010 Entry Draft

REGULAR SEASON

PLAYOFFS

Season	Club	Lea.	GP	G	A	PTS	PIM	GP	G	A	PTS	PIM
2008-09	Kootenay	WHL	12	1	0	1	4	3	0	0	0	0
	Tisdale	MID	42	3	26	29	99	-	-	-	-	-
2009-10	Kootenay	WHL	70	3	23	26	77	6	1	0	1	16
2010-11	Kootenay	WHL	56	5	25	30	78	19	0	6	6	14
TOTALS		WHL	138	9	48	57	159	28	1	6	7	30



PIERRE-LUC LETOURNEAU-LEBLOND - RW

BORN: Levis, QC
DATE: June 4, 1985
HEIGHT: 6'1"
WEIGHT: 214 lbs.
SHOOTS: Left


DRAFTED: NJD - 7th round, 216th overall, in the 2004 NHL Draft
HOW ACQUIRED: Trade with New Jersey in exchange for Calgary's 5th round draft pick in the 2012 NHL Entry Draft on July 14, 2011

REGULAR SEASON

PLAYOFFS

Season	Club	Lea.	GP	G	A	PTS	PIM	GP	G	A	PTS	PIM
2003-04	Baie-Comeau	QMJHL	62	2	3	5	198	4	0	0	0	6
2004-05	Baie-Comeau	QMJHL	67	1	6	7	229	6	0	1	1	10
2005-06	Adirondack	UHL	31	3	6	9	165	6	0	1	1	29
	Albany	AHL	27	1	1	2	130	-	-	-	-	-
2006-07	Trenton	ECHL	52	4	9	13	183	4	0	0	0	15
2007-08	Lowell	AHL	36	3	3	6	98	-	-	-	-	-
	Trenton	ECHL	6	0	1	1	46	-	-	-	-	-
2008-09	New Jersey	NHL	8	0	1	1	22	-	-	-	-	-
	Lowell	AHL	60	5	5	10	216	-	-	-	-	-
2009-10	New Jersey	NHL	27	0	2	2	48	5	0	0	0	10
	Lowell	AHL	5	0	2	2	18	-	-	-	-	-
2010-11	New Jersey	NHL	2	0	0	0	21	-	-	-	-	-
	Albany	AHL	64	8	5	13	334	-	-	-	-	-
TOTALS		NHL	37	0	3	3	91	5	0	0	0	10
		AHL	192	17	16	33	796	-	-	-	-	-
		ECHL	58	4	10	14	229	4	0	0	0	15
		UHL	31	3	6	9	165	6	0	1	1	29
		QMJHL	129	3	9	12	427	10	0	1	1	16

FLAMES IN THE SYSTEM



LOGAN MacMILLAN - C

BORN: Charlottetown, PEI

DATE: July 5, 1989

HEIGHT: 6'1"

WEIGHT: 188 lbs.

SHOOTS: Left

DRAFTED: ANA - 1st round, 19th overall, in the 2007 Entry Draft

HOW ACQUIRED: From Anaheim along with a contingent 7th round draft choice in 2013 in exchange for Jason Jaffray and a contingent 7th round draft choice in 2013

REGULAR SEASON

PLAYOFFS

Season	Club	Lea.	GP	G	A	PTS	PIM	GP	G	A	PTS	PIM
2005-06	Halifax	QMJHL	62	9	9	18	31	11	1	0	1	0
2006-07	Halifax	QMJHL	68	20	35	55	82	12	9	11	20	6
2007-08	Halifax	QMJHL	46	15	26	41	77	15	3	10	13	20
2008-09	Halifax	QMJHL	15	4	6	10	27	-	-	-	-	-
	Rimouski	QMJHL	28	5	16	21	37	13	3	3	6	20
2009-10	Bakersfield	ECHL	30	2	4	6	20	-	-	-	-	-
	Abbotsford	AHL	7	0	0	0	7	-	-	-	-	-
2010-11	Abbotsford	AHL	55	5	6	11	32	-	-	-	-	-
TOTALS		AHL	62	5	6	11	39	-	-	-	-	-
		ECHL	30	2	4	6	20	-	-	-	-	-
		QMJHL	219	53	92	145	254	51	16	24	40	46



STEFAN MEYER - LW

BORN: Fox Valley, SK

DATE: July 20, 1985

HEIGHT: 6'1"

WEIGHT: 197 lbs.

SHOOTS: Left

DRAFTED: FLA - 2nd round, 55th overall, in the 2003 Entry Draft

HOW ACQUIRED: Signed as free agent on July 21, 2010

REGULAR SEASON

PLAYOFFS

Season	Club	Lea.	GP	G	A	PTS	PIM	GP	G	A	PTS	PIM
2000-01	Medicine Hat	WHL	4	1	1	2	0	-	-	-	-	-
2001-02	Medicine Hat	WHL	67	18	22	40	48	-	-	-	-	-
2002-03	Medicine Hat	WHL	70	36	16	52	90	11	3	3	6	14
2003-04	Medicine Hat	WHL	72	34	41	75	69	19	7	10	17	27
2004-05	Medicine Hat	WHL	69	34	43	77	104	13	2	4	6	8
2005-06	Rochester	AHL	68	12	16	28	139	-	-	-	-	-
2006-07	Rochester	AHL	63	13	9	22	90	6	0	2	2	8
2007-08	Rochester	AHL	70	21	19	40	77	-	-	-	-	-
	Florida	NHL	4	0	0	0	0	-	-	-	-	-
2008-09	Rochester	AHL	65	18	22	40	57	-	-	-	-	-
2009-10	San Antonio	AHL	67	10	8	18	86	-	-	-	-	-
2010-11	Calgary	NHL	16	0	2	2	17	-	-	-	-	-
	Abbotsford	AHL	42	12	5	17	50	-	-	-	-	-
TOTALS		NHL	20	0	2	2	17	-	-	-	-	-
		FLAMES	16	0	2	2	17	-	-	-	-	-
		AHL	375	86	79	165	499	6	0	2	2	8
		WHL	282	123	123	246	311	43	12	17	29	49

FLAMES IN THE SYSTEM



JOHN NEGRIN - D

BORN: West Vancouver, BC

DATE: March 25, 1989

HEIGHT: 6'2"

WEIGHT: 202 lbs.

SHOOTS: Left

HOW ACQUIRED: 3rd round, 70th overall, in the 2007 Entry Draft

		REGULAR SEASON						PLAYOFFS				
Season	Club	Lea.	GP	G	A	PTS	PIM	GP	G	A	PTS	PIM
2004-05	Kootenay	WHL	2	0	0	0	0	-	-	-	-	-
	South Surrey	BCHL	4	0	0	0	0	-	-	-	-	-
2005-06	Kootenay	WHL	55	3	7	10	48	6	0	0	0	6
2006-07	Kootenay	WHL	44	1	15	16	57	7	0	2	2	8
2007-08	Kootenay	WHL	71	1	41	42	68	10	1	1	2	8
2008-09	Kootenay	WHL	38	5	26	31	27	-	-	-	-	-
	Swift Current	WHL	25	3	15	18	22	7	2	4	6	8
	Calgary	NHL	3	0	1	1	2	-	-	-	-	-
2009-10	Abbotsford	AHL	45	5	10	15	28	-	-	-	-	-
2010-11	Abbotsford	AHL	24	0	6	6	24	-	-	-	-	-
TOTALS		NHL	3	0	1	1	2	-	-	-	-	-
		AHL	69	5	16	21	52	-	-	-	-	-
		WHL	235	13	104	117	222	30	3	7	10	30
		BCHL	4	0	0	0	0	-	-	-	-	-



GREG NEMISZ - RW

BORN: Courtesie, ON

DATE: June 5, 1990

HEIGHT: 6'3"


WEIGHT: 200 lbs.

SHOOTS: Right

HOW ACQUIRED: 1st round, 25th overall, in the 2008 Entry Draft

Season	Club	Lea.	REGULAR SEASON					PLAYOFFS				
			GP	G	A	PTS	PIM	GP	G	A	PTS	PIM
2006-07	Windsor	OHL	62	11	23	34	23	-	-	-	-	-
2007-08	Windsor	OHL	68	34	33	67	52	5	2	1	3	8
2008-09	Windsor	OHL	65	36	41	77	48	20	8	12	20	22
2009-10	Windsor	OHL	51	34	36	70	50	15	2	10	12	12
2010-11	Abbotsford	AHL	68	14	19	33	28	-	-	-	-	-
	Calgary	NHL	6	0	1	1	0	-	-	-	-	-
TOTALS		NHL	6	0	1	1	0	-	-	-	-	-
		AHL	68	14	19	33	28	-	-	-	-	-
		OHL	246	115	133	248	173	40	12	23	35	42

FLAMES IN THE SYSTEM



JONI ORTIO - G

BORN: Turku, FIN
DATE: April 16, 1991
HEIGHT: 6'1"
WEIGHT: 185 lbs.
CATCHES: Left

HOW ACQUIRED: 6th round, 171st overall, in the 2009 Entry Draft

REGULAR SEASON											PLAYOFFS						
Season	Club	Lea.	GP	W	L	T	MINS	GA	SO	GAA	GP	W	L	MINS	GA	SO	GAA
2007-08	Tuto (FinMi)	FIN	7	1	6	-	392	34	0	5.20	-	-	-	-	-	-	-
	TPS-Turku (Jr C)	FIN	-	-	-	-	-	-	-	-	2	-	-	119	14	0	7.03
2008-09	TPS-Turku (Jr A)	FIN	26	18	8	-	1573	69	1	2.63	12	6	6	716	23	0	1.93
	TPS-Turku (FinMi)	FIN	1	1	0	-	60	4	0	4.00	-	-	-	-	-	-	-
2009-10	TPS-Turku (FinElite)	FIN	3	-	-	-	107	-	0	4.46	-	-	-	-	-	-	-
	TPS-Turku (Fin Jr)	FIN	16	-	-	-	935	-	0	2.89	-	-	-	-	-	-	-
	Tuto (Fin Jr)	FIN	14	-	-	-	858	-	0	2.66	-	-	-	-	-	-	-
2010-11	Abbotsford	AHL	1	0	1	0	60	6	0	6.03	-	-	-	-	-	-	-
	Finland	WJC	6	3	2	1	355	11	1	1.86	-	-	-	-	-	-	-
	TPS-Turku (FinElite)	FIN	15	-	-	-	729	-	1	3.13	-	-	-	-	-	-	-
	TPS-Turku (Fin Jr)	FIN	3	-	-	-	183	-	0	3.61	-	-	-	-	-	-	-
	TOTALS	AHL	1	0	1	0	60	6	0	6.03	-	-	-	-	-	-	-
	Jr A		26	18	8	-	1573	69	1	2.63	12	6	6	716	23	0	1.93
	Jr C		-	-	-	-	-	-	-	-	2	-	-	119	14	0	7.03
	FinMi		8	2	6	-	452	38	0	5.04	-	-	-	-	-	-	-



GAELAN PATTERSON - C

BORN: Saskatoon, SK
DATE: August 22, 1990
HEIGHT: 6'0"
WEIGHT: 211 lbs.
SHOOTS: Left

HOW ACQUIRED: 7th round, 201st overall, in the 2009 Entry Draft

REGULAR SEASON								PLAYOFFS				
Season	Club	Lea.	GP	G	A	PTS	PIM	GP	G	A	PTS	PIM
2006-07	Saskatoon	WHL	53	3	1	4	24	-	-	-	-	-
2007-08	Saskatoon	WHL	51	4	6	10	38	-	-	-	-	-
2008-09	Saskatoon	WHL	71	22	35	57	41	7	1	1	2	2
2009-10	Saskatoon	WHL	71	26	33	59	31	10	4	6	10	6
	Abbotsford	AHL	-	-	-	-	-	3	1	0	1	0
2010-11	Abbotsford	AHL	61	7	14	21	15	-	-	-	-	-
TOTALS		AHL	61	7	14	21	15	3	1	0	1	0
		WHL	246	55	75	130	134	17	5	7	12	8

FLAMES IN THE SYSTEM



JOE PISKULA - D

BORN: Antigo, WI
DATE: July 5, 1984
HEIGHT: 6'2"
WEIGHT: 211 lbs.
SHOOTS: Left

HOW ACQUIRED: Signed as a free agent July 1, 2011

REGULAR SEASON								PLAYOFFS				
Season	Club	Lea.	GP	G	A	PTS	PIM	GP	G	A	PTS	PIM
2002-03	Chicago	USHL	13	0	0	0	18	-	-	-	-	-
	Des Moines	USHL	32	2	6	8	18	4	0	1	1	4
2003-04	Des Moines	USHL	58	2	4	6	68	3	0	1	1	0
2004-05	U. of Wisconsin	WCHA	40	0	6	6	24	-	-	-	-	-
2005-06	U. of Wisconsin	WCHA	34	2	9	11	22	-	-	-	-	-
2006-07	U. of Wisconsin	WCHA	38	1	4	5	34	-	-	-	-	-
	Los Angeles	NHL	5	0	0	0	6	-	-	-	-	-
2007-08	Manchester	AHL	55	0	6	6	57	4	0	0	0	4
2008-09	Manchester	AHL	67	0	12	12	40	-	-	-	-	-
2009-10	Manchester	AHL	72	2	10	12	51	16	2	2	4	12
2010-11	Abbotsford	AHL	71	1	11	12	73	-	-	-	-	-
TOTALS		NHL	5	0	0	0	6	-	-	-	-	-
		AHL	265	3	39	42	221	20	2	2	4	16
		WCHA	112	3	19	22	80	-	-	-	-	-
		USHL	103	4	10	14	104	7	0	2	2	4



JOHN RAMAGE - D

BORN: St. Louis, MO
DATE: February 7, 1991
HEIGHT: 6'0"
WEIGHT: 200 lbs.
SHOOTS: Right

HOW ACQUIRED: 4th round, 103rd overall, in the 2010 Entry Draft

REGULAR SEASON								PLAYOFFS				
Season	Club	Lea.	GP	G	A	PTS	PIM	GP	G	A	PTS	PIM
2007-08	St. Louis	NAHL	45	4	5	9	75	-	-	-	-	-
2008-09	US U-18	NAHL	14	1	4	5	12	-	-	-	-	-
	US U-18	IND	54	2	8	10	44	-	-	-	-	-
2009-10	U of Wisconsin	WCHA	41	2	10	12	51	-	-	-	-	-
2010-11	U of Wisconsin	WCHA	37	1	10	11	59	-	-	-	-	-
TOTALS		WCHA	78	3	20	23	110	-	-	-	-	-
		NAHL	59	5	9	14	87	-	-	-	-	-

FLAMES IN THE SYSTEM



MAX REINHART - C

BORN: Vancouver, BC
DATE: February 4, 1992
HEIGHT: 6'1"
WEIGHT: 187 lbs.
SHOOTS: Left

HOW ACQUIRED: 3rd round, 64th overall, in the 2010 Entry Draft

		REGULAR SEASON						PLAYOFFS				
Season	Club	Lea.	GP	G	A	PTS	PIM	GP	G	A	PTS	PIM
2007-08	Langley	BCHL	1	0	0	0	2	-	-	-	-	-
2008-09	Kootenay	WHL	62	11	16	27	21	4	1	0	1	2
2009-10	Kootenay	WHL	72	21	30	51	38	6	1	1	2	6
2010-11	Kootenay	WHL	71	34	45	79	41	19	15	12	27	12
TOTALS		WHL	205	66	91	157	100	29	17	13	30	20
		BCHL	1	0	0	0	2	-	-	-	-	-




JON RHEAULT - RW

BORN: Arlington, TX
DATE: August 1, 1986
HEIGHT: 5'9"
WEIGHT: 191 lbs.
SHOOTS: Right

DRAFTED: PHI - 5th round, 145th overall, 2006 Entry Draft
HOW ACQUIRED: Signed as a free agent on June 3, 2010

REGULAR SEASON								PLAYOFFS				
Season	Club	Lea.	GP	G	A	PTS	PIM	GP	G	A	PTS	PIM
2004-05	Providence	H.EAST	36	11	8	19	36	-	-	-	-	-
2005-06	Providence	H.EAST	35	16	14	30	29	-	-	-	-	-
2006-07	Providence	H.EAST	35	12	13	25	38	-	-	-	-	-
2007-08	Providence	H.EAST	36	17	14	31	23	-	-	-	-	-
2008-09	ManchesterAHL		24	2	3	5	12	-	-	-	-	-
	Ontario	ECHL	51	19	22	41	56	7	4	4	8	4
2009-10	Ontario	ECHL	30	19	16	35	24	-	-	-	-	-
	Providence	AHL	4	0	0	0	4	-	-	-	-	-
	Manchester	AHL	35	3	3	6	14	-	-	-	-	-
	Abbotsford	AHL	5	3	2	5	0	13	6	2	8	2
2010-11	Abbotsford	AHL	79	12	22	34	46	-	-	-	-	-
TOTALS		AHL	147	20	30	50	76	13	6	2	8	2
		ECHL	81	38	38	76	80	7	4	4	8	4
		H.EAST	142	56	49	105	126	-	-	-	-	-

FLAMES IN THE SYSTEM



C.J. SEVERYN - LW

BORN: Beaver, PA
DATE: June 2, 1989
HEIGHT: 6'1"
WEIGHT: 189 lbs.
SHOOTS: Left

HOW ACQUIRED: 7th round, 186th overall, in the 2007 Entry Draft

REGULAR SEASON

PLAYOFFS

Season	Club	Lea.	GP	G	A	PTS	PIM	GP	G	A	PTS	PIM
2006-07	US Nat U-18	USDP	30	5	8	13	24	-	-	-	-	-
2007-08	Ohio State	CCHA	30	0	2	2	20	2	0	0	0	0
2008-09	Ohio State	CCHA	27	8	3	11	20	6	1	0	1	4
2009-10	Ohio State	CCHA	38	9	6	15	40	-	-	-	-	-
2010-11	Ohio State	CCHA	37	7	5	12	53	-	-	-	-	-
TOTALS		CCHA	132	24	16	40	133	8	1	0	1	4
		USDP	30	5	8	13	24	-	-	-	-	-



DEREK SMITH - D

BORN: Belleville, ON
DATE: June 13, 1984
HEIGHT: 6'1"
WEIGHT: 197 lbs.
SHOOTS: Left

HOW ACQUIRED: Signed as a free agent July 13, 2011

REGULAR SEASON

PLAYOFFS

Season	Club	Lea.	GP	G	A	PTS	PIM	GP	G	A	PTS	PIM
2000-01	Wellington	OPJHL	12	1	1	2	4	-	-	-	-	-
2001-02	Wellington	OPJHL	46	5	15	20	26	-	-	-	-	-
2002-03	Wellington	OPJHL	21	6	10	16	26	-	-	-	-	-
2003-04	Wellington	OPJHL	44	8	26	34	34	-	-	-	-	-
2004-05	Lake Superior St.	CCHA	38	1	4	5	28	-	-	-	-	-
2005-06	Lake Superior St.	CCHA	36	2	8	10	18	-	-	-	-	-
2006-07	Lake Superior St.	CCHA	43	10	20	30	10	-	-	-	-	-
2007-08	Binghamton	AHL	52	2	11	13	18	-	-	-	-	-
	Elmira	ECHL	1	0	1	1	0	-	-	-	-	-
2008-09	Binghamton	AHL	75	7	17	24	49	-	-	-	-	-
2009-10	Binghamton	AHL	74	14	37	51	24	-	-	-	-	-
	Ottawa	NHL	2	0	0	0	0	-	-	-	-	-
2010-11	Binghamton	AHL	71	10	44	54	21	6	1	1	2	6
	Ottawa	NHL	9	0	1	1	0	-	-	-	-	-
TOTALS		NHL	11	0	1	1	0	-	-	-	-	-
		AHL	272	33	109	142	112	6	1	1	2	6
		ECHL	1	0	1	1	0	-	-	-	-	-
		CCHA	117	13	32	45	56	-	-	-	-	-

FLAMES IN THE SYSTEM



DUSTIN SYLVESTER - C

BORN: Kelowna, BC
DATE: January 5, 1989
HEIGHT: 5'6"
WEIGHT: 174 lbs.
SHOOTS: Left

HOW ACQUIRED: Signed as a free agent in July 2011

REGULAR SEASON								PLAYOFFS				
Season	Club	Lea.	GP	G	A	PTS	PIM	GP	G	A	PTS	PIM
2004-05	Kootenay	WHL	6	1	1	22	2	-	-	-	-	-
2005-06	Kootenay	WHL	58	2	4	6	13	6	0	0	0	0
2006-07	Kootenay	WHL	72	17	25	42	53	7	2	0	2	6
2007-08	Kootenay	WHL	70	35	33	68	38	10	2	10	12	4
2008-09	Kootenay	WHL	34	21	20	41	29	-	-	-	-	-
2009-10	Kootenay	WHL	68	35	58	93	41	6	1	1	2	8
2009-10	Lake Erie	AHL	3	0	0	0	0	-	-	-	-	-
2010-11	Freiburg	2.GBUN	48	34	26	60	83	-	-	-	-	-
TOTALS		AHL	3	0	0	0	0	-	-	-	-	-
		GER	48	34	26	60	83	-	-	-	-	-
		WHL	308	111	141	252	176	29	5	11	16	18



MITCH WAHL - C

BORN: Seal Beach, CA
DATE: January 22, 1990
HEIGHT: 6'0"
WEIGHT: 202 lbs.
SHOOTS: Right

HOW ACQUIRED: 2nd round, 48th overall, in the 2008 Entry Draft

REGULAR SEASON								PLAYOFFS				
Season	Club	Lea.	GP	G	A	PTS	PIM	GP	G	A	PTS	PIM
2005-06	Spokane	WHL	2	0	0	0	0	-	-	-	-	-
2006-07	Spokane	WHL	69	16	32	48	50	4	0	1	1	5
2007-08	Spokane	WHL	67	20	53	73	63	21	6	8	14	20
2008-09	Spokane	WHL	63	32	35	67	78	12	2	11	13	6
2009-10	Spokane	WHL	72	30	66	96	96	7	4	5	9	8
	Abbotsford	AHL	4	1	3	4	0	12	2	4	6	4
2010-11	Abbotsford	AHL	17	1	4	5	8	-	-	-	-	-
TOTALS		AHL	21	2	7	9	8	12	2	4	6	4
		WHL	273	98	186	284	287	44	12	25	37	39

FLAMES IN THE SYSTEM



BEN WALTER - C

BORN: Beaconsfield, QC

DATE: May 11, 1984

HEIGHT: 6'0"

WEIGHT: 192 lbs.

SHOOTS: Left

DRAFTED: BOS - 5th Round, 160th overall, in the 2004 NHL Draft

HOW ACQUIRED: Signed as a free agent July 2, 2011

REGULAR SEASON

PLAYOFFS

Season	Club	Lea.	GP	G	A	PTS	PIM	GP	G	A	PTS	PIM
2000-01	Langley	BCHL	50	8	22	30	19	-	-	-	-	-
2002-03	UMass-Lowell	H-East	35	5	12	17	12	-	-	-	-	-
2003-04	UMass-Lowell	H-East	36	18	16	34	18	-	-	-	-	-
2004-05	UMass-Lowell	H-East	36	26	13	39	32	-	-	-	-	-
2005-06	Providence	AHL	62	16	24	40	33	3	2	0	2	2
	Boston	NHL	6	0	0	0	4	-	-	-	-	-
2006-07	Providence	AHL	73	24	43	67	58	13	4	4	8	6
	Boston	NHL	4	0	0	0	0	-	-	-	-	-
2007-08	Bridgeport	AHL	68	20	46	66	31	-	-	-	-	-
	New York Is.	NHL	8	1	0	1	0	-	-	-	-	-
2008-09	Bridgeport	AHL	65	20	30	50	10	5	1	4	5	2
	New York Is.	NHL	4	0	0	0	0	-	-	-	-	-
2009-10	Lowell	AHL	78	22	36	58	26	5	1	1	2	2
	New Jersey	NHL	2	0	0	0	2	-	-	-	-	-
2010-11	Lake Erie	AHL	77	23	47	70	24	7	3	2	5	4
TOTALS		NHL	24	1	0	1	6	-	-	-	-	-
		AHL	423	125	226	351	182	33	11	11	22	16
		H-East	107	49	41	90	62	-	-	-	-	-



FLAMES IN THE SYSTEM



CLAY WILSON - D

BORN: Sturgeon Lake, MN

DATE: April 5, 1983

HEIGHT: 6'0"

WEIGHT: 195 lbs.

SHOOTS: Left

HOW ACQUIRED: Signed as a free agent July 2, 2011

REGULAR SEASON								PLAYOFFS				
Season	Club	Lea.	GP	G	A	PTS	PIM	GP	G	A	PTS	PIM
2001-02	Michigan Tech	WCHA	38	4	8	12	18	-	-	-	-	-
2002-03	Michigan Tech	WCHA	38	8	17	25	37	-	-	-	-	-
2003-04	Michigan Tech	WCHA	37	2	11	13	22	-	-	-	-	-
2004-05	Michigan Tech	WCHA	35	3	4	7	42	-	-	-	-	-
2005-06	Muskegon	UHL	14	3	3	6	2	17	0	2	2	8
	Muskegon	UHL	13	3	9	12	9	-	-	-	-	-
	Grand Rapids	AHL	60	10	27	37	40	16	0	3	3	8
2006-07	Portland	AHL	79	9	34	43	52	-	-	-	-	-
2007-08	Portland	AHL	14	3	5	8	6	-	-	-	-	-
	Syracuse	AHL	57	11	28	39	29	13	2	5	7	4
	Columbus	NHL	7	1	1	2	2	-	-	-	-	-
2008-09	Syracuse	AHL	33	8	12	20	6	-	-	-	-	-
	Columbus	NHL	5	0	1	1	0	-	-	-	-	-
	Chicago	AHL	37	6	19	25	10	-	-	-	-	-
	Atlanta	NHL	2	0	0	0	0	-	-	-	-	-
2009-10	Rochester	AHL	75	14	46	60	58	7	2	0	2	22
	Florida	NHL	2	0	0	0	0	-	-	-	-	-
2010-11	Rochester	AHL	66	12	36	48	24	-	-	-	-	-
	Florida	NHL	15	3	2	5	6	-	-	-	-	-
TOTALS		NHL	31	4	4	8	8	-	-	-	-	-
		AHL	421	73	207	280	225	36	4	8	12	34
		UHL	27	6	12	18	11	17	0	2	2	8
		WCHA	148	17	40	57	119	-	-	-	-	-



TYLER WOTHERSPOON - D

BORN: Surrey, BC

DATE: March 12, 1993

HEIGHT: 6'1"

WEIGHT: 200 lbs.

SHOOTS: Left

HOW ACQUIRED: 2nd round, 57th overall, in the 2011 Entry Draft

		REGULAR SEASON						PLAYOFFS				
Season	Club	Lea.	GP	G	A	PTS	PIM	GP	G	A	PTS	PIM
2008-09	Portland	WHL	4	0	0	0	0	-	-	-	-	-
2009-10	Portland	WHL	43	1	4	5	21	2	0	0	0	0
2010-11	Portland	WHL	64	2	10	12	73	20	3	1	4	10
TOTALS		WHL	111	3	14	17	94	22	3	1	4	10

CALGARY FLAMES 2011 ALPHABETICAL CAMP ROSTERS

2011 PROSPECTS CAMP

#	PLAYER NAME	POS.
47	Baertschi, Sven	LW
46	Bancks, Carter	LW
57	Bouma, Lance	LW
54	Breen, Chris	D
7	Brodie, T.J.	D
1	Brossoit, Laurent	G
39	Cameron, Bryan	RW
50	Dowling, Justin	C
62	Ehrhardt, Dallas	D
65	Elson, Turner	LW
81	Engelage, Andrew	G
79	Ferland, Michael	RW
70	Gal, Blake	RW
78	Holland, Patrick	RW
51	Horak, Roman	C
64	Howse, Ryan	RW
80	Jackson, Reid	D
67	Kosterman, Peter	D
45	Leach, Joey	D
38	MacMillan, Logan	LW
68	Martin, James	D
61	Negrin, John	D
48	Nemisz, Greg	LW
31	Ortio, Joni	G
71	Patterson, Gaelan	C
59	Reinhart, Max	C
72	Severyn, C.J.	LW
63	Sylvester, Dustin	C
52	Wahl, Mitch	C
56	Wotherspoon, Tyler	D

2011 MAIN TRAINING CAMP

#	PLAYER NAME	POS.
75	Armstrong, John	(C)
33	Babchuk, Anton	(D)
11	Backlund, Mikael	C
17	Bourque, Rene	RW
4	Bouwmeester, Jay	D
44	Butler, Chris	D
32	Byron, Paul	C
3	Carson, Brett	D
26	Desbiens, Guillaume	RW
5	Giordano, Mark	D
20	Glencross, Curtis	LW
73	Grantham, Ryley	LW
10	Hagman, Niklas	LW
23	Hannan, Scott	D
42	Henry, Jordan	D
12	Iginla, Jarome	RW
37	Irving, Leland	G
41	Ivanans, Raitis	LW
15	Jackman, Tim	RW
13	Jokinen, Olli	C
35	Karlsson, Henrik	G
34	Kiprusoff, Miikka	G
16	Kostopoulos, Tom	RW
49	Laing, Quintin	C
24	Letourneau-Leblond, Pierre-Luc	LW
19	Meyer, Stefan	C
29	Mikkelsen, Brendan	D
8	Morrison, Brendan	C
25	Moss, David	RW
43	Piskula, Joe	D
53	Rheault, Jon	RW
6	Sarich, Cory	D
27	Smith, Derek	D
18	Stajan, Matt	C
40	Tanguay, Alex	LW
36	Walter, Ben	C
21	Wilson, Clay	D



2011 NHL ENTRY DRAFT



In the first round, the Flames selected Sven Baertschi, 13th overall. In 66 games with the Portland Winterhawks last season, Baertschi scored 34 goals and added 51 assists for 85 points.

2011 FLAMES ENTRY DRAFT SELECTIONS AND AMATEUR STATISTICS

Rd	Pick	Player	Pos.	Ht.	Wt.	S	2010-11 Club	GP	G	A	PTS	PIM
1	13	Sven Baertschi	LW	5'10"	185	L	Portland (WHL)	66	34	51	85	74
2	45	Markus Granlund	C	5'10"	169	L	HIFK (J.R.A. - FIN)	40	20	32	52	49
2	57	Tyler Wotherspoon	D	6'2"	200	L	Portland (WHL)	64	2	10	12	73
4	104	John Gaudreau	C	5'6"	141	L	Dubuque (USHL)	60	36	36	72	36
								GP	W	L	GAA	SV%
6	164	Laurent Brossoit	G	6'2"	193	L	Edmonton (WHL)	34	13	12	3.32	.887

2011

RD	NO	PLAYER	POS
1	13	Sven Baertschi	LW
2	45	Markus Granlund	C
2	57	Tyler Wotherspoon	D
4	104	John Gaudreau	C
6	164	Laurent Brossoit	G

2010

RD	NO	PLAYER	POS
3	64	Maxwell Reinhart	C
3	73	Joey Leach	D
4	103	John Ramage	D
4	108	Bill Arnold	C
5	133	Michael Ferland	LW
7	193	Patrick Holland	RW

2009

RD	NO	PLAYER	POS
1	23	Tim Erixon	D
3	74	Ryan Howse	RW
4	111	Henrik Bjorklund	RW
5	141	Spencer Bennett	C/LW
6	171	Joni Ortio	G
7	201	Gaelan Patterson	C

2008

RD	NO	PLAYER	POS
1	25	Greg Nemisz	RW
2	48	Mitch Wahl	C
3	78	Lance Bouma	LW
4	108	Nicholas Larson	LW
4	114	T.J. Brodie	D
6	168	Ryley Grantham	LW
7	198	Alexander Deilert	D

2007

RD	NO	PLAYER	POS
1	24	Mikael Backlund	C
3	70	John Negrin	D
4	116	Keith Aulie	D
5	143	Mickey Renaud	C
7	186	C.J. Severyn	LW

2006

RD	NO	PLAYER	POS
1	26	Leland Irving	G
3	87	John Armstrong	C/RW
3	89	Aaron Marvin	C/W
4	118	Hugo Carpentier	C
5	149	Juuso Puustinen	RW
6	179	Jordan Fulton	C
7	187	Devin Didiomete	LW
7	209	Per Jonsson	D

2005

RD	NO	PLAYER	POS
1	26	Matt Pelech	D
3	69	Gord Baldwin	D
3	74	Dan Ryder	C
4	111	J.D. Watt	RW
5	128	Kevin Lalonde	G
5	158	Matt Keetley	G
6	179	Brett Sutter	C
7	221	Myles Rumsey	D

AMATEUR AND ENTRY DRAFT 1993-2004

2004

RD	NO	PLAYER	POS
1	24	Kris Chucko	LW
3	70	Brandon Prust	C/LW
3	98	Dustin Boyd	C
4	118	Aki Seitsonen	C
4	121	Kristopher Hogg	LW
6	173	Adam Pardy	D
6	182	Fred Wikner	W
7	200	Matthew Schneider	C
7	213	James Spratt	G
9	279	Adam Cracknell	RW

2003

RD	NO	PLAYER	POS
1	9	Dion Phaneuf	D
2	39	Tim Ramholt	D
3	97	Ryan Donally	LW
4	112	Jamie Tardif	RW
5	143	Greg Moore	RW
6	173	Tyler Johnson	C
7	206	Thomas Bellemare	D
8	240	Cam Cunnning	LW
9	270	Kevin Harvey	LW

2002

RD	NO	PLAYER	POS
1	10	Eric Nystrom	LW
2	39	Brian McConnell	C
3	90	Matthew Lombardi	C
4	112	Yuri Artemenkov	W
5	141	Jiri Cetkovsky	C
5	142	Emanuel Peter	C
5	146	Victor Bobrov	F
5	159	Kristofer Persson	RW
6	176	Curtis McElhinney	G
7	206	David VanDerGulik	RW
7	207	Pierre Johnsson	D
8	238	Jyri Martinen	D

2001

RD	NO	PLAYER	POS
1	14	Chuck Kobasew	RW
2	41	Andrei Taratukhin	C
2	56	Andrei Medvedev	G
4	108	Tomi Maki	RW
4	124	Egor Shastin	F
5	145	James Hakevill	D
5	164	Yuri Trubachev	C
7	207	Garrett Bembridge	RW
7	220	David Moss	LW
8	233	Joe Campbell	D
8	251	Ville Hamalainen	F

2000

RD	NO	PLAYER	POS
1	9	Brent Krahn	G
2	40	Kurtis Foster	D
2	46	Jarret Stoll	C
4	116	Levente Szuper	G
5	141	Wade Davis	D
5	155	Travis Moen	LW
6	176	Jukka Hentunen	W
8	239	David Hajek	D
9	270	Micki Dupont	D

1999

RD	NO	PLAYER	POS
1	11	Oleg Saprykin	C
2	38	Dan Cavanaugh	C
3	77	Craig Andersson	G
4	106	Roman Rozakov	D
5	135	Matt Doman	RW
5	153	Jesse Cook	D
6	166	Cory Pecker	C
6	170	Matt Underhill	G
7	190	Blair Stayzer	LW
9	252	Dimitri Kirilenko	C

1998

RD	NO	PLAYER	POS
1	6	Rico Fata	RW/C
2	33	Blair Betts	C
3	62	Paul Manning	D
4	102	Shaun Sutter	C
4	108	Dany Sabourin	G
5	120	Brent Gauvreau	C
7	192	Radek Duda	LW
8	206	Jonas Frogen	D
9	234	Kevin Mitchell	D

1997

RD	NO	PLAYER	POS
1	6	Daniel Tkaczuk	C
2	32	Evan Lindsay	G
2	42	John Tripp	RW
2	51	Dimitri Kokorev	D
3	60	Derek Schutz	C
3	70	Erik Andersson	C
4	92	Chris St. Croix	D
4	100	Ryan Ready	LW
5	113	Martin Moise	LW
6	140	Ilya Demidov	D
7	167	Jeremy Rondeau	LW
9	223	Dustin Paul	RW

1996

RD	NO	PLAYER	POS
1	13	Derek Morris	D
2	39	Travis Brigley	LW
2	40	Steve Begin	C
3	73	Dmitri Vlasenkov	LW
4	89	Toni Lydman	D
4	94	Christian Lefebvre	D
5	122	Josef Straka	C
8	202	Ryan Wade	RW
9	228	Ronald Petrovicky	RW

1995

RD	NO	PLAYER	POS
1	20	Denis Gauthier	D
2	46	Pavel Smirnov	C
3	72	Rocky Thompson	D
4	98	Jan Labraaten	LW
6	150	Clarke Wilim	LW
7	176	Ryan Gillis	D
9	233	Steve Shirreffs	D

1994

RD	NO	PLAYER	POS
1	19	Chris Dingman	LW
2	45	Dimitri Riabykin	D
3	77	Chris Clark	RW
4	91	Ryan Duthie	C
4	97	Johan Finnstrom	D
5	107	Nisse Ekman	W
5	123	Frank Appel	D
6	149	Patrik Haltia	G
7	175	Ladislav Kohn	RW
8	201	Keith McCambridge	D
9	227	Jorgen Jonsson	W
10	253	Mike Peluso	C
11	279	Pavel Torgajev	LW

1993

RD	NO	PLAYER	POS
1	18	Jesper Mattsson	RW
2	44	Jamie Allison	D
3	70	Dan Tompkins	LW
4	95	Jason Smith	D
4	96	Marty Murray	C
5	121	Darryll Lafrance	C
5	122	John Emmons	C
6	148	Andreas Karlsson	C
8	200	Derek Sylvester	C
10	252	German Titov	C
11	278	Burke Murphy	LW

AMATEUR AND ENTRY DRAFT 1984-1992

1992

RD	NO	PLAYER	POS
1	6	Cory Stillman	C
2	30	Chris O'Sullivan	D
3	54	Mathias Johansson	C
4	78	Robert Svehla	D
5	102	Sami Helenius	D
6	126	Ravil Yakubov	C
6	129	Joel Bouchard	D
7	150	Pavel Rajnho	D
8	174	Ryan Mulhern	C
9	198	Brandon Carper	D
10	222	Jonas Hoglund	RW
11	246	Andrei Potaichuk	LW
SUPPLEMENTARY DRAFT			
6		James O'Brien	D

1991

RD	NO	PLAYER	POS
1	19	Niklas Sundblad	RW
2	41	Francois Groleau	D
3	52	Sandy McCarthy	RW
3	63	Brian Caruso	LW
4	85	Steven Magnusson	C
5	107	Jerome Butler	G
6	129	Bobby Marshall	D
7	140	Matt Hoffman	LW
7	151	Kelly Harper	C
8	173	David St. Pierre	C
9	195	David Struch	C
10	217	Sergei Zolotov	LW
11	239	Marko Jantunen	C
12	261	Andrei Trefilov	G
SUPPLEMENTARY DRAFT			
25		Dean Larson	C

1990

RD	NO	PLAYER	POS
1	11	Trevor Kidd	G
2	26	Nicolas Perreault	D
2	32	Vesa Viitakoski	LW
2	41	Etienne Belzile	D
3	62	Glen Mears	D
4	83	Paul Kruse	LW
6	125	Chris Tschupp	C
7	146	Dimitri Frolov	D
8	167	Shawn Murray	G
9	188	Mike Murray	RW
10	209	Rob Sumner	D
12	251	Leo Gudas	D
SUPPLEMENTARY DRAFT			
25		Lyle Wildgoose	C

1989

RD	NO	PLAYER	POS
2	24	Kent Manderville	LW
2	42	Ted Drury	C
3	50	Veli-Pekka Kautonen	D
3	63	Cory Lyons	RW
4	70	Robert Reichel	C
4	84	Ryan O'Leary	C
5	105	Toby Kearney	LW
7	147	Alex Nikolic	LW
8	168	Kevin Wortman	D
9	189	Sergei Gamolyakov	C
10	210	Dan Sawyer	D
11	231	Alexander Yudin	D
12	252	Kenneth Kennholt	D
SUPPLEMENTARY DRAFT			
26		Shawn Heaphy	C

1988

RD	NO	PLAYER	POS
1	21	Jason Muzzatti	G
2	42	Todd Harkins	RW
4	84	Gary Sacha	C
5	85	Tomas Forslund	RW
5	90	Scott Matusovich	D
6	126	Jonas Bergqvist	RW
7	147	Stefan Nilsson	LW
8	168	Troy Kennedy	RW
9	189	Brett Peterson	D
10	210	Guy Darveau	D
11	231	Dave Tretowicz	D
12	252	Sergei Priakin	RW
SUPPLEMENTARY DRAFT			
26		Jerry Tarrant	D

1987

RD	NO	PLAYER	POS
1	19	Bryan Deasley	LW
2	25	Stephane Matteau	LW
2	40	Kevin Grant	D
3	61	Scott Mahoney	LW
4	70	Tim Harris	RW
5	103	Tim Corkery	D
6	124	Joe Aloï	D
7	145	Peter Ciavaglia	C
8	166	Theoren Fleury	C
9	187	Mark Osiecki	D
10	208	William Sedergren	D
11	229	Peter Hasselblad	D
12	250	Magnus Svensson	D
SUPPLEMENTARY DRAFT			
		Peter Lappin	C

1986

RD	NO	PLAYER	POS
1	16	George Pelawa	RW
2	37	Brian Glynn	D
4	79	Tom Quinlan	RW
5	100	Scott Bloom	LW
6	121	John Parker	C
7	142	Rick Lessard	D
8	163	Mark Olsen	D
9	184	Warren Sharples	G
10	205	Doug Pickell	LW
11	226	Anders Lindstrom	C
12	247	Antonin Stavjana	D
SUPPLEMENTARY DRAFT			
		Steve MacSwain	RW

1985

RD	NO	PLAYER	POS
1	17	Chris Biotti	D
2	27	Joe Nieuwendyk	C
2	38	Jeff Wenaas	C
3	59	Lane MacDonald	LW
4	80	Roger Johansson	D
5	101	Esa Keskinen	C
6	122	Tim Sweeney	C
7	143	Stu Grimson	LW
8	164	Nate Smith	D
9	185	Darryl Olsen	D
10	206	Peter Romberg	D
11	227	Alex Koznevnikov	-
12	248	Bill Gregoire	D

1984

RD	NO	PLAYER	POS
1	12	Gary Roberts	LW
2	33	Ken Sabourin	D
2	38	Paul Ranheim	C
4	75	Peter Rosol	LW
5	96	Joel Paunio	LW
6	117	Brett Hull	RW
7	138	Kevan Melrose	D
8	159	Jiri Hrdina	RW
9	180	Gary Suter	D
10	200	Petr Rucka	C
11	221	Stefan Jonsson	D
12	241	Rudolf Suchanek	-

AMATEUR AND ENTRY DRAFT 1972-1983

1983

RD	NO	PLAYER	POS
1	13	Dan Quinn	C
3	51	Brian Bradley	C
3	55	Perry Berezan	C
4	66	John Bekkers	C
4	71	Kevan Guy	D
4	77	Bill Claviter	LW
5	91	Igor Liba	LW
6	111	Grant Blair	G
7	131	Jeff Hogg	D
8	151	Chris MacDonald	G
9	171	Rob Kivell	D
10	191	Tom Pratt	D
11	211	Jaroslav Benak	LW
12	231	Sergei Makarov	RW

1982

RD	NO	PLAYER	POS
2	29	Dave Reiersen	D
2	37	Richard Kromm	LW
3	51	Jim Laing	D
4	65	Dave Meszaros	G
4	72	Mark Lamb	C
5	93	Lou Kiriakou	D
6	114	Jeff Vaive	C
6	118	Mats Kihlstrom	D
7	135	Brad Ramsden	RW
8	156	Roy Myllari	D
9	177	Ted Pearson	LW
10	198	Jim Uens	C
11	219	Rick Erdall	C
12	240	Dale Thompson	RW

1981

RD	NO	PLAYER	POS
1	15	Al MacInnis	D
3	56	Mike Vernon	G
4	78	Peter Maduch	C
5	99	Mario Simioni	RW
6	120	Todd Hooey	RW
7	141	Rick Heppener	D
8	162	Dale Degray	D
9	183	George Boudreau	D
10	204	Bruce Eakin	C

1980

RD	NO	PLAYER	POS
1	13	Denis Cyr	RW
2	31	Tony Curtale	D
2	32	Kevin Lavallee	LW
2	39	Steve Konroyd	D
4	76	Marc Roy	RW
5	97	Randy Turnbull	D
6	118	John Maultan	RW
7	139	Dave Newsom	LW
8	160	Claude Drouin	C
9	181	Hakan Loob	RW
10	202	Steven Fletcher	D

1979

RD	NO	PLAYER	POS
1	12	Paul Reinhart	D
2	23	Mike Perovich	D
2	33	Pat Riffin	G
3	54	Tim Hunter	D
4	75	Jim Peplinski	RW
5	96	Brad Kempthorne	C
6	117	Glenn Johnson	C

1978

RD	NO	PLAYER	POS
1	11	Brad Marsh	D
3	47	Tim Bernhardt	G
4	64	Jim McRae	LW
5	80	Gord Wappel	D
6	97	Greg Meredith	RW
7	114	Dave Hindmarch	RW
8	131	Dave Morrison	RW
9	148	Doug Todd	RW
10	165	Mark Green	C
11	180	Robert Sullivan	C
12	196	Bernhart Engelbrecht	G

1977

RD	NO	PLAYER	POS
2	20	Miles Zaharko	D
2	28	Don Laurence	C
2	31	Brian Hill	RW
4	72	Jim Craig	G
5	82	C Christofferson	D
6	100	Bernard Harbec	C
7	118	Bob Gould	RW
8	133	Jim Bennett	RW
9	148	Tim Harrer	RW

1976

RD	NO	PLAYER	POS
1	8	Dave Shand	D
1	10	Harold Phillipoff	LW
2	28	Robert Simpson	LW
3	46	Richard Hodgson	D
4	64	Kent Nilsson	C
5	82	Mark Earp	G

1975

RD	NO	PLAYER	POS
1	8	Richard Mulhern	D
2	26	Rick Bowness	RW
4	62	Dale Ross	LW
5	80	Willi Plett	RW
6	98	Paul Heaver	D
7	116	Dale McMillan	LW
8	134	Rick Picher	D
9	150	Nick Stanza	G
10	167	Brian O'Connell	G
11	181	Joe Augustine	D
12	192	Torbjorn Nilsson	RW
18	216	Gary Gill	LW

1974

RD	NO	PLAYER	POS
2	28	Guy Chouinard	C
3	46	Dick Spannbauer	D
4	58	Pat Ribble	D
4	64	Cam Botting	LW
5	82	Jerry Badiuk	D
6	100	Bill Moen	G
7	118	Peter Brown	D
8	135	Tom Lindskog	D
9	152	Larry Hopkins	LW
10	167	Louis Lorange	C
11	182	R Montgomery	LW

1973

RD	NO	PLAYER	POS
1	2	Tom Lysiak	C
1	16	Vic Mercredi	C
2	21	Eric Vail	LW
4	53	Dean Talafoous	RW
5	69	John Felsch	LW
6	85	Ken Houston	D
7	101	Tom Machowski	D
8	117	Bob Law	LW
9	133	Bob Bilodeau	D
10	148	Glen Surbey	D
10	149	Guy Ross	C
11	162	Gregg Fox	D

1972

RD	NO	PLAYER	POS
1	2	Jacques Richard	C
2	18	Dwight Bialowas	D
3	34	Jean Lemieux	D
4	50	Don Martineau	RW
5	78	Johnny Martin	C
6	82	Frank Blum	G
7	98	Scott Smith	LW
8	114	Dave Murphy	C
9	130	Pierre Roy	D
10	132	Jean LaMarre	RW

GENERAL MANAGERS



Jay Feaster

December 28, 2010
to
Present**



Darryl Sutter

April 11, 2003
to
December 28, 2010



Craig Button

June 6, 2000
to
April 11, 2003



Al Coates

November 3, 1995*
to
April 11, 2000



Doug Risebrough

May 16, 1991
to
November 3, 1995



Cliff Fletcher

1972-73
to
1990-91


*named Nov. 3, 1995 / **named Acting GM on December 28, 2010

HEAD COACHES



Brent Sutter

June 23, 2009
to
Present



Mike Keenan

June 14, 2007
to
May 22, 2009



Jim Playfair

July 12, 2006
to
June 14, 2007



Darryl Sutter

December 28, 2002
to
July 12, 2006



Greg Gilbert

March 14, 2001
to
December 3, 2002

REGULAR SEASON

PLAYOFFS

	Games	W	L	T	OTL	%	Games	W	L	%
Brent Sutter										
June 23, 2009 - Current	164	81	61	0	22	.561	-	-	-	-
Mike Keenan										
June 14, 2007 - May 22, 2009	164	88	60	0	16	.585	13	5	8	.385
Jim Playfair										
July 12, 2006 - June 14, 2007	82	43	29	0	10	.585	6	2	4	.333
Darryl Sutter										
December 28, 2002 - July 12, 2006	210	107	73	15	15	.581	26	15	11	.577
Greg Gilbert										
March 14, 2001 - December 3, 2002	121	42	56	17	6	.442	-	-	-	-
Don Hay										
2000/01 - March 14, 2001	68	23	28	13	4	.463	-	-	-	-
Brian Sutter										
1997/98 - 1999/00	246	87	117*	37	5*	.439	-	-	-	-
Pierre Page										
1995/96 - 1996/97	164	66	78	20	-	.463	4	0	4	.000
Dave King										
1992/93 - 1994/95	216	109	76	31	-	.576	20	8	12	.400
Guy Charron										
1991/92+	16	6	7	3	-	.469	-	-	-	-
Doug Risebrough										
1990/91 - 1991/92	144	71	56	17	-	.552	7	3	4	.429
Terry Crisp										
1987/88 - 1989/90	240	144	63	33	-	.669	37	22	15	.595
Bob Johnson										
1982/83 - 1986/87	400	193	155	52	-	.548	52	25	27	.481
Al MacNeil										
1979/80 - 1981/82	240	103	93	44	-	.521	23	10	13	.435
Dec. 3, 2002 - Dec. 27, 2002+	11	4	5	2	0	.455	-	-	-	-
TOTALS	251	107	98	46	0	.518	23	10	13	.435
Fred Creighton										
1974/75 - 1978/79	348	156	136	56	-	.529	9	1	8	.111
Bernie Geoffrion										
1972/73 - 1974/75	208	77	92	39	-	.464	4	0	4	.000

*1999-00 stats have been adjusted to correspond with current standings (OTL)

+Interim Head Coach

CALGARY FLAMES CAPTAINS

1. Keith McCreary	1972-75	10. Brad McCrimmon**	1989-90
2. Pat Quinn	1975-77	11. Joe Nieuwendyk	1991-95
3. Tom Lysiak	1977-79	12. Theoren Fleury	1995-97
4. Jean Pronovost	1979-80	13. Todd Simpson	1997-99
5. Brad Marsh	1980-81	14. Steve Smith	1999-00
6. Phil Russell*	1981-83	15. Dave Lowry	2000-02
7. Doug Risebrough***	1983-87	16. Bob Boughner****	2002
8. Lanny McDonald***	1983-89	17. Craig Conroy****	2002-03
9. Jim Peplinski***	1984-89	18. Jarome Iginla	2003-Present

*Appointed Nov. 12, 1981

**Appointed Nov. 3, 1989

***Co-captains

****Co-Captains From Feb. 4, 2002 to End of 2002-03 Season

The 2010-11 season saw Craig Conroy reach the 1,000 game milestone.



PLAYERS REGISTERING THEIR 1,000TH CAREER NHL REGULAR SEASON GAME WEARING A FLAMES JERSEY

Season	Player Name	Games with the Calgary Flames
1986-87	Lanny McDonald	492
2001-02	Dave Lowry	193
2002-03	Craig Berube	234
2003-04	Martin Gelin	157
2007-08	Owen Nolan	77
2009-10	Jarome Iginla	1106
2009-10	Daymond Langkow	392
2010-11	Craig Conroy	507





YEAR BY YEAR

FLAMES YEAR-BY-YEAR RESULTS

Season	Overall					Home					Road					Playoff Result				
	GP	W	L	T	OTL	SOL	GF	GA	PTS	W	L	T	OTL	SOL	W		L	T	OTL	SOL
2010-11	82	41	29	-	5	7	250	237	94	23	13	-	2	3	18	16	-	3	4	2nd Northwest
2009-10	82	40	32	-	3	7	204	210	90	20	17	-	1	3	20	15	-	2	4	3rd Northwest
2008-09	82	46	30	-	4	2	254	248	98	27	10	-	2	2	19	20	-	2	0	2nd Northwest
2007-08	82	42	30	-	7	3	229	227	94	21	11	-	7	2	21	19	-	0	1	3rd Northwest
2006-07	82	43	29	-	5	5	258	226	96	30	9	-	1	1	13	20	-	4	4	3rd Northwest
2005-06	82	46	25	-	4	7	218	200	103	30	7	-	1	3	16	18	-	3	4	1st Northwest
2003-04	82	42	30	7	3	-	200	176	94	21	14	5	1	-	21	16	2	2	-	3rd Northwest
2002-03	82	29	36	13	4	-	186	228	75	14	16	10	1	-	15	20	3	3	-	5th Northwest
2001-02	82	32	35	12	3	-	201	220	79	20	14	5	2	-	12	21	7	1	-	4th Northwest
2000-01	82	27	36	15	4	-	197	236	73	12	18	9	2	-	15	18	6	2	-	4th Northwest
1999-00	82	31	36	10	5	-	211	256	77	20	14	6	1	-	11	26	4	4	-	4th Northwest
1998-99	82	30	40	12	-	-	211	234	72	15	20	6	-	-	15	20	6	-	-	3rd Northwest
1997-98	82	26	41	15	-	-	217	252	67	18	17	6	-	-	8	24	9	-	-	Out of Playoffs
1996-97	82	32	41	9	-	-	214	239	73	21	18	2	-	-	11	23	7	-	-	Out of Playoffs
1995-96	82	34	37	11	-	-	241	240	79	18	18	5	-	-	16	19	6	-	-	Out of Playoffs
1994-95	48	24	17	7	-	-	163	135	55	15	7	2	-	-	9	10	5	-	-	2nd Pacific
1993-94	84	42	29	13	-	-	302	256	97	25	12	5	-	-	17	17	8	-	-	1st Pacific
1992-93	84	43	30	11	-	-	322	282	97	23	14	5	-	-	20	16	6	-	-	2nd Smythe
1991-92	80	31	37	12	-	-	296	305	74	19	14	7	-	-	12	23	5	-	-	5th Smythe
1990-91	80	46	26	8	-	-	344	263	100	29	8	3	-	-	17	18	5	-	-	2nd Smythe
1989-90	80	42	23	15	-	-	348	265	99	28	7	5	-	-	14	16	10	-	-	1st Smythe
1988-89	80	54	17	9	-	-	354	226	117	32	4	4	-	-	22	13	5	-	-	Won Stanley Cup
1987-88	80	48	23	9	-	-	397	305	105	26	11	3	-	-	22	12	6	-	-	Lost Div. Final
1986-87	80	46	31	3	-	-	318	289	95	25	13	2	-	-	21	18	1	-	-	Lost Div. Semi Final
1985-86	80	40	31	9	-	-	354	315	89	23	11	6	-	-	17	20	3	-	-	Lost Final
1984-85	80	41	27	12	-	-	363	302	94	23	11	6	-	-	18	16	6	-	-	Lost Div. Semi Final
1983-84	80	34	32	14	-	-	311	314	82	22	11	7	-	-	12	21	7	-	-	Lost Div. Final
1982-83	80	32	34	14	-	-	321	317	78	21	12	7	-	-	11	22	7	-	-	Lost Div. Final
1981-82	80	29	34	17	-	-	334	345	75	20	11	9	-	-	9	23	8	-	-	Lost Div. Semi Final
1980-81	80	39	27	14	-	-	329	298	92	25	5	10	-	-	14	22	4	-	-	Lost Semi Final
1979-80*	80	35	32	13	-	-	282	269	83	18	15	7	-	-	17	17	6	-	-	Lost Prelim. Round
1978-79*	80	41	31	8	-	-	327	280	90	25	11	4	-	-	16	20	4	-	-	Lost Prelim. Round
1977-78*	80	34	27	19	-	-	274	252	87	20	13	7	-	-	14	14	12	-	-	Lost Prelim. Round
1976-77*	80	34	34	12	-	-	264	265	80	22	11	7	-	-	12	23	5	-	-	Lost Prelim. Round
1975-76*	80	35	33	12	-	-	262	237	82	19	14	7	-	-	16	19	5	-	-	Lost Prelim. Round
1974-75*	80	34	31	15	-	-	243	233	83	24	9	7	-	-	10	22	8	-	-	Out of Playoffs
1973-74*	78	30	34	14	-	-	214	238	74	17	15	7	-	-	13	19	7	-	-	Lost Quarter-Final
1972-73*	78	25	38	15	-	-	191	239	65	16	16	7	-	-	9	22	8	-	-	Out of Playoffs

* Atlanta Flames

2010-2011

FLAMES BREAK 40 WIN MARK FOR SEVENTH CONSECUTIVE SEASON IGINLA REACHES 1,000 POINT PLATEAU

COACH	Regular Season								Playoffs				
	GP	W	L	OTL	SOL	PTS	GF	GA	GP	W	L	GF	GA
Brent Sutter	82	41	29	5	7	94	250	237	-	-	-	-	-

Regular Season: 2nd Northwest Division, 17th overall

PLAYER	Regular Season					Playoffs				
	GP	G	A	PTS	PIM	GP	G	A	PTS	PIM
Jarome Iginla	82	43	43	86	40	-	-	-	-	-
Alex Tanguay	79	22	47	69	24	-	-	-	-	-
Olli Jokinen	79	17	37	54	44	-	-	-	-	-
Rene Bourque	80	27	23	50	42	-	-	-	-	-
Curtis Glencross	79	24	19	43	59	-	-	-	-	-
Brendan Morrison	66	9	34	43	16	-	-	-	-	-
Mark Giordano	82	8	35	43	67	-	-	-	-	-
Anton Babchuk	CGY 65	8	19	27	20	-	-	-	-	-
	CAR 17	3	5	8	12	-	-	-	-	-
TOTAL	82	11	24	35	32	-	-	-	-	-
Matt Stajan	76	6	25	31	32	-	-	-	-	-
David Moss	58	17	13	30	18	-	-	-	-	-
Niklas Hagman	71	11	16	27	24	-	-	-	-	-
Mikael Backlund	73	10	15	25	18	-	-	-	-	-
Jay Bouwmeester	82	4	20	24	44	-	-	-	-	-
Tim Jackman	82	10	13	23	86	-	-	-	-	-
Tom Kostopoulos	CGY 59	7	7	14	44	-	-	-	-	-
	CAR 17	1	3	4	30	-	-	-	-	-
TOTAL	76	8	10	18	74	-	-	-	-	-
Cory Sarich	76	4	13	17	75	-	-	-	-	-
Robyn Regehr	79	2	15	17	58	-	-	-	-	-
Freddy Modin	CGY 4	0	0	0	2	-	-	-	-	-
	ATL 36	7	3	10	12	-	-	-	-	-
TOTAL	40	7	3	10	12	-	-	-	-	-
Steve Staios	39	3	7	10	24	-	-	-	-	-
Adam Pardy	30	1	6	7	24	-	-	-	-	-
Ales Kotalik	26	4	2	6	8	-	-	-	-	-
Craig Conroy	18	2	0	2	8	-	-	-	-	-
Stefan Meyer	16	0	2	2	17	-	-	-	-	-
Brendan Mikkelson	CGY 19	0	1	1	2	-	-	-	-	-
	ANA 5	0	1	1	7	-	-	-	-	-
TOTAL	24	0	2	2	9	-	-	-	-	-
Lance Bouma	16	0	1	1	2	-	-	-	-	-
Greg Nemisz	6	0	1	1	0	-	-	-	-	-
Daymond Langkow	4	0	1	1	0	-	-	-	-	-
Brett Carson	CGY 6	0	0	0	0	-	-	-	-	-
	CAR 13	0	0	0	4	-	-	-	-	-
TOTAL	19	0	0	0	4	-	-	-	-	-
TJ Brodie	3	0	0	0	2	-	-	-	-	-
Raitis Ivanans	1	0	0	0	5	-	-	-	-	-
BENCH	-	-	-	-	18	-	-	-	-	-
TRADED PLAYERS										
Brett Sutter	4	0	1	1	5	-	-	-	-	-
Ian White	16	2	4	6	6	-	-	-	-	-
SHOOTOUT GAME WINNERS -	9	-	-	-	-	-	-	-	-	-
PENALTY SHOT GOALS	-	1	-	-	-	-	-	-	-	-
TOTALS	82	250	415	665	836					

REGULAR SEASON

MOST POINTS

JAROME IGINLA
86

MOST GOALS

JAROME IGINLA
43

MOST ASSISTS

ALEX TANGUAY
47

MOST PENALTY MINUTES

TIM JACKMAN
86

MOST WINS GOALIE

MIKKA KIPRUSOFF
37

TROPHIES/AWARDS

SCURFIELD

HUMANITARIAN AWARD
CORY SARICH

J.R. MCCAIG
HUMANITARIAN AWARD
TIM JACKMAN

MOLSON CUP

JAROME IGINLA

GOALTENDER	GP	MP	GAA	W	L	OTL	SOL	SO	GA	SA	SV%
Mikko Kiprusoff	71	4,155:39	2.63	37	24	2	4	6	182	1935	.906
Henrik Karlsson	17	837:33	2.58	4	5	3	3	0	36	391	.908
EMPTY NET GOALS	-	-	-	-	-	-	-	-	12	12	-
SHOOTOUT GAME WINNERS	-	-	-	-	-	-	-	-	7	-	-
TOTALS	82	5,019	2.75	41	29	5	7	6	230	2338	.902

FLAMES HIT 40-WIN MARK FOR SIXTH CONSECUTIVE SEASON

COACH	Regular Season									Playoffs				
	GP	W	L	OTL	SOL	PTS	GF	GA		GP	W	L	GF	GA
Brent Sutter	82	40	32	3	7	90	204	210		-	-	-	-	-
3rd Northwest Division, 16th overall														
REGULAR SEASON	Regular Season									Playoffs				
	PLAYER	GP	G	A	PTS	PIM				GP	G	A	PTS	PIM
MOST POINTS	Jarome Iginla	82	32	37	69	58				-	-	-	-	-
	Rene Bourque	73	27	31	58	88				-	-	-	-	-
	JAROME IGINLA									-	-	-	-	-
MOST GOALS	Matt Stajan	55	16	25	41	30				-	-	-	-	-
	CGY	27	3	13	16	2				-	-	-	-	-
	Totals	82	19	38	57	32				-	-	-	-	-
MOST ASSISTS	Niklas Hagman	55	20	13	33	23				-	-	-	-	-
	CGY	27	5	6	11	2				-	-	-	-	-
	Totals	82	25	19	44	25				-	-	-	-	-
MOST PENALTY MINUTES	Ian White	56	9	17	26	39				-	-	-	-	-
	CGY	27	4	8	12	12				-	-	-	-	-
	Totals	83	13	25	38	51				-	-	-	-	-
MOST WINS GOALIE	Daymond Langkow	72	14	23	37	30				-	-	-	-	-
	Curtis Glencross	67	15	18	33	58				-	-	-	-	-
	Nigel Dawes	66	14	18	32	18				-	-	-	-	-
TROPHIES/AWARDS	Mark Giordano	82	11	19	30	81				-	-	-	-	-
	Jay Bouwmeester	82	3	26	29	48				-	-	-	-	-
	Ales Kotalik	45	8	14	22	38				-	-	-	-	-
SCURFIELD	NYR	26	3	2	5	29				-	-	-	-	-
	CGY	26	3	2	5	29				-	-	-	-	-
	Totals	71	11	16	27	67				-	-	-	-	-
HUMANITARIAN AWARD	Eric Nystrom	82	11	8	19	54				-	-	-	-	-
	David Moss	64	8	9	17	20				-	-	-	-	-
	CHRISTOPHER HIGGINS	55	6	8	14	32				-	-	-	-	-
J.R. McCAIG	NYR	12	2	1	3	0				-	-	-	-	-
	CGY	12	2	1	3	0				-	-	-	-	-
	Totals	67	8	9	17	32				-	-	-	-	-
HUMANITARIAN AWARD	Robyn Regehr	81	2	15	17	80				-	-	-	-	-
	Craig Conroy	63	3	12	15	25				-	-	-	-	-
	Jamal Mayers	44	2	6	8	78				-	-	-	-	-
MOLSON CUP	CGY	27	1	5	6	53				-	-	-	-	-
	Totals	71	3	11	14	131				-	-	-	-	-
	Mikael Backlund	23	1	9	10	6				-	-	-	-	-
HUMANITARIAN AWARD	Steve Staios	40	0	7	7	59				-	-	-	-	-
	CGY	18	1	2	3	16				-	-	-	-	-
	Totals	58	1	9	10	75				-	-	-	-	-
MOLSON CUP	Adam Pardy	57	2	7	9	48				-	-	-	-	-
	Cory Sarich	57	1	5	6	58				-	-	-	-	-
	Brian McGrattan	34	1	3	4	86				-	-	-	-	-
HUMANITARIAN AWARD	Staffan Kronwall	11	1	2	3	2				-	-	-	-	-
	Jason Jaffray	3	0	0	0	0				-	-	-	-	-
	Brett Sutter	10	0	0	0	5				-	-	-	-	-
MOLSON CUP	BENCH	-	-	-	-	14				-	-	-	-	-
	TRADED PLAYERS													
	Olli Jokinen	56	11	24	35	53				-	-	-	-	-
HUMANITARIAN AWARD	Dion Phaneuf	55	10	12	22	49				-	-	-	-	-
	Dustin Boyd	60	8	11	19	15				-	-	-	-	-
	Jamie Lundmark	21	4	5	9	4				-	-	-	-	-
HUMANITARIAN AWARD	Fredrik Sjoström	46	1	5	6	8				-	-	-	-	-
	Brandon Prust	43	1	4	5	98				-	-	-	-	-
	Aaron Johnson	22	1	2	3	19				-	-	-	-	-
HUMANITARIAN AWARD	SHOOTOUT GAME WINNERS	-	3	-	-	-				-	-	-	-	-
	PENALTY SHOT GOALS	-	0	-	-	-				-	-	-	-	-
	TOTALS	82	204	342	546	1129								
GOALTENDER														
	GP	MP	GAA	W	L	OTL	SOL	SO	GA	SA	SV%			
Mikka Kiprusoff	73	4,235:19	2.31	35	28	3	7	4	163	2035	.920			
Curtis McElhinney	10	502:29	3.23	3	4	0	0	0	27	235	.885			
Vesa Toskala	6	211:55	2.26	2	0	0	0	0	8	97	.918			
EMPTY NET GOALS	-	-	-	-	-	-	-	-	5	5	-			
SHOOTOUT GAME WINNERS	-	-	-	-	-	-	-	-	7	-	-			
TOTALS	82	4,980	2.45	40	32	3	7	4	210	2372	.914			

IGINLA WINS MESSIER LEADERSHIP AWARD AND NAMED FIRST TEAM ALL-STAR, KIPRUSOFF LEADS NHL WITH 45 WINS

COACH	Regular Season								Playoffs				
	GP	W	L	OTL	SOL	PTS	GF	GA	GP	W	L	GF	GA
Mike Keenan	82	46	30	4	2	98	254	248	6	2	4	16	21

2nd Northwest Division, 10th overall. Playoffs: Conference Quarter-Finals - lost series to Chicago 4-2

PLAYER	Regular Season					Playoffs				
	GP	G	A	PTS	PIM	GP	G	A	PTS	PIM
Jarome Iginla	82	35	54	89	37	6	3	1	4	0
Mike Cammalleri	81	39	43	82	44	6	1	2	3	2
Olli Jokinen	PHX 57	21	21	42	49	-	-	-	-	-
	CGY 19	8	7	15	18	6	2	3	5	4
TOTALS	76	29	28	57	67	6	2	3	5	4
Daymond Langkow	73	21	28	49	20	6	0	3	3	2
Craig Conroy	82	12	36	48	28	6	0	1	1	0
Dion Phaneuf	80	11	36	47	100	5	0	3	3	4
Todd Bertuzzi	66	15	29	44	74	6	1	1	2	8
Curtis Glencross	74	13	27	40	42	6	0	3	3	12
Rene Bourque	58	21	19	40	70	5	1	0	1	22
David Moss	81	20	19	39	22	6	3	0	3	0
Adrian Aucoin	81	10	24	34	46	6	2	1	3	2
Jordan Leopold	COL 64	6	14	20	18	-	-	-	-	-
	CGY 19	1	3	4	6	6	0	1	1	8
TOTALS	83	7	17	24	24	6	0	1	1	8
Dustin Boyd	71	11	11	22	10	5	1	0	1	0
Cory Sarich	76	2	18	20	112	5	0	1	1	4
Mark Giordano	58	2	17	19	59	-	-	-	-	-
Jamie Lundmark	27	8	8	16	17	2	0	0	0	0
Eric Nystrom	76	5	5	10	89	6	2	2	4	0
Adam Pardy	60	1	9	10	69	6	0	2	2	5
Robyn Regehr	75	0	8	8	73	-	-	-	-	-
Jim Vandermeer	45	1	6	7	108	6	0	1	1	4
Wayne Primeau	24	0	4	4	14	-	-	-	-	-
Andre Roy	44	3	0	3	83	2	0	0	0	0
Matt Pelech	5	0	3	3	9	-	-	-	-	-
David Van Der Gulik	6	0	2	2	0	-	-	-	-	-
Warren Peters	16	1	0	1	12	4	0	0	0	0
Brett Sutter	4	1	0	1	2	-	-	-	-	-
John Negrin	3	0	1	1	2	-	-	-	-	-
Kris Chuko	2	0	0	0	2	-	-	-	-	-
Mikael Backlund	1	0	0	0	0	-	-	-	-	-
Kyle Greentree	2	0	0	0	0	-	-	-	-	-
Anders Eriksson	0	0	0	0	0	2	0	0	0	0
BENCH	82	-	-	-	-	-	-	-	-	-
TRADED PLAYERS	75	10	22	32	109	-	-	-	-	-
SHOOTOUT GAME WINNERS	-	3	-	-	-	-	-	-	-	-
Penalty Shot Goals	0	-	-	-	-	-	-	-	-	-
TOTALS	82	254	439	690	1299	6	16	29	45	89

GOALTENDER	GP	MP	GAA	W	L	OTL	SOL	SO	GA	SA	SV%
Miikka Kiprusoff	76	4,417:59	2.84	45	24	3	2	4	209	2155	.903
PLAYOFFS	6	323:49	3.52	2	3	1	-	0	19	164	.884
Curtis McElhinney	14	517:53	3.59	1	6	1	0	0	31	280	.889
PLAYOFFS	1	33:46	1.76	0	0	0	-	0	1	10	.900
EMPTY NET GOALS	-	-	-	-	-	-	-	-	6	6	-
EMPTY NET GOALS	-	-	-	-	-	-	-	-	1	1	-
SHOOTOUT GAME WINNERS	-	-	-	-	-	-	-	-	2	-	-
TOTALS	82	4,964	2.97	46	30	4	2	4	248	2441	.899
PLAYOFFS	6	360	3.50	2	3	1	-	0	21	175	.880

REGULAR SEASON

MOST POINTS

JAROME IGINLA
89

MOST GOALS

MICHAEL CAMMALLERI
39

MOST ASSISTS

JAROME IGINLA
54

MOST PENALTY MINUTES

CORY SARICH
112

MOST WINS GOALIE

MIIKKA KIPRUSOFF
45

TROPHIES/AWARDS

SCURFIELD

HUMANITARIAN AWARD
DAVID MOSS

J.R. MCCAIG

HUMANITARIAN AWARD
CRAIG CONROY

MOLSON CUP

MIIKKA KIPRUSOFF

ALL STAR GAME

JAROME IGINLA

PLAYOFFS

MOST POINTS

OLLI JOKINEN
5

MOST GOALS

JAROME IGINLA
DAVID MOSS
3

MOST ASSISTS

DAYMOND LANGKOW
OLLI JOKINEN
DION PHANEUF
CURTIS GLENCROSS
3

MOST PENALTY MINUTES

RENE BOURQUE
22

2007-08

IGINLA LEADS TEAM WITH 50 GOALS AND 98 POINTS, PHANEUF/IGINLA ALL-STARS

COACH	Regular Season							Playoffs				
	GP	W	L	OTL	PTS	GF	GA	GP	W	L	GF	GA
Mike Keenan	82	42	30	10	94	229	227	7	3	4	17	19

3rd Northwest Division, 14th overall. Playoffs: Conference Quarter-Finals - lost series to San Jose 4-3

REGULAR SEASON	PLAYER	Regular Season					Playoffs						
		GP	G	A	PTS	PIM	GP	G	A	PTS	PIM		
MOST POINTS JAROME IGINLA 98	Jarome Iginla	82	50	48	98	83	7	4	5	9	2		
	Kristian Huselius	81	25	41	66	40	7	0	4	4	6		
	Daymond Langkow	80	30	35	65	19	7	3	2	5	0		
MOST GOALS JAROME IGINLA 50	Dion Phaneuf	82	17	43	60	182	7	3	4	7	4		
	Alex Tanguay	78	18	40	58	48	7	0	4	4	4		
	Matthew Lombardi	82	14	22	36	67	7	0	0	0	4		
MOST ASSISTS JAROME IGINLA 48	Adrian Aucoin	76	10	25	35	37	7	0	3	3	4		
	Craig Conroy	79	12	22	34	71	7	0	2	2	8		
	Owen Nolan	77	16	16	32	71	7	3	2	5	2		
MOST PENALTY MINUTES DION PHANEUF 182	Robyn Regehr	82	5	15	20	79	7	0	2	2	2		
	Anders Eriksson	61	1	17	18	36	3	0	1	1	2		
	James Vandermeer	26	2	7	9	44	-	-	-	-	-		
MOST WINS GOALIE MIIKKA KIPRUSOFF 39	CHI	28	1	5	6	27	-	-	-	-	-		
	CGY	21	0	2	2	39	7	0	0	0	4		
	TOTALS	75	3	14	17	110	7	0	0	0	4		
TROPHIES/AWARDS	Dustin Boyd	48	7	5	12	6	0	0	0	0	0		
	Stephane Yelle	74	3	9	12	20	7	0	2	2	6		
	David Moss	41	4	7	11	10	5	1	1	2	4		
J.R. McCAIG HUMANITARIAN AWARD DION PHANEUF	Eric Nystrom	44	3	7	10	48	7	0	0	0	2		
	Wayne Primeau	43	3	7	10	26	7	1	0	1	4		
	Cory Sarich	80	2	5	7	135	7	0	1	1	4		
MOLSON CUP JAROME IGINLA	Marcus Nilson	47	3	2	5	4	2	0	0	0	0		
	Mark Smith	54	1	3	4	59	0	0	0	0	0		
	Rhett Warrenner	31	1	3	4	21	0	0	0	0	0		
ALL STAR GAME JAROME IGINLA (CAPTAIN) DION PHANEUF	Eric Godard	74	1	1	2	171	5	0	0	0	2		
	David Hale	58	0	2	2	46	6	0	0	0	2		
	Tim Ramholt	1	0	0	0	0	0	0	0	0	0		
PLAYOFFS	BENCH	82	-	-	-	14	7	-	-	-	2		
	TRADED PLAYERS	-	-	-	-	-	-	-	-	-	-		
	TOTALS	82	226	379	605	1342	7	17	31	48	68		
MOST POINTS JAROME IGINLA 9	GOALTENDER	GP	MP	GAA	W	L	OTL	SOL	SO	EN	GA	SA	SV%
	Miikka Kiprusoff	76	4,398	2.69	39	26	7	3	2	3	197	2096	.906
	PLAYOFFS	7	336	3.21	2	4	0	-	1	0	18	196	.908
MOST GOALS JAROME IGINLA 4	Curtis Joseph	9	399	2.55	3	2	0	0	0	0	17	181	.906
	PLAYOFFS	2	79	0.76	1	0	0	-	0	0	1	33	.970
	Curtis McElhinney	5	150	2.00	0	2	0	0	0	1	5	51	.902
MOST ASSISTS JAROME IGINLA 5	Matt Keetley	1	9	0.00	0	0	0	0	0	0	0	2	1.000
	TOTALS	82	4,975	2.70	42	30	7	3	2	4	224	2335	.904
	PLAYOFFS	7	415	2.75	3	4	0	-	1	0	19	229	.917
MOST PENALTY MINUTES CRAIG CONROY 8													

2006-07

THREE 30 GOAL SCORERS, PHANEUF/KIPRUSOFF ALL-STARS

COACH	Regular Season							Playoffs				
	GP	W	L	OTL	PTS	GF	GA	GP	W	L	GF	GA
Jim Playfair	82	43	29	10	96	258	226	6	2	4	10	18

3rd Northwest Division, 13th overall. Playoffs: Conference Quarter-Finals - lost series to Detroit 4-2

PLAYER	Regular Season						Playoffs				
	GP	G	A	PTS	PIM		GP	G	A	PTS	PIM
Jarome Iginla	70	39	55	94	40		6	2	2	4	12
Alex Tanguay	81	22	59	81	44		6	1	3	4	8
Kristian Huselius	81	34	43	77	26		6	0	2	2	4
Daymond Langkow	81	33	44	77	44		6	2	2	4	4
Dion Phaneuf	79	17	33	50	98		6	1	0	1	7
Matthew Lombardi	81	20	26	46	48		6	1	1	2	0
Roman Hamrlík	75	7	31	38	88		6	0	1	1	8
Craig Conroy	LA	52	5	11	16	38	-	-	-	-	-
	CGY	28	8	13	21	18	6	1	1	2	8
TOTALS	80	13	24	37	56		6	1	1	2	8
Tony Amonte	81	10	20	30	40		6	0	1	1	0
Stephane Yelle	56	10	14	24	32		6	0	0	0	2
Wayne Primeau	BOS	51	7	8	15	75	-	-	-	-	-
	CGY	27	3	4	7	36	6	0	2	2	14
TOTALS	78	10	12	22	111		6	0	2	2	14
Brad Stuart	BOS	48	7	10	17	26	-	-	-	-	-
	CGY	27	0	5	5	18	6	0	1	1	6
TOTALS	75	7	15	22	44		6	0	1	1	6
Robyn Regehr	78	2	19	21	75		1	0	0	0	0
David Moss	41	10	8	18	12		6	0	1	1	0
Mark Giordano	48	7	8	15	36		0	0	0	0	0
Marcus Nilson	63	5	10	15	27		6	0	0	0	2
Byron Ritchie	64	8	6	14	68		1	0	0	0	10
Jeff Friesen	72	6	6	12	34		5	0	0	0	2
Rhett Warrener	62	4	6	10	67		6	0	0	0	10
Andrei Zyuzin	49	1	5	6	30		5	1	0	1	2
Dustin Boyd	13	2	2	4	4		-	-	-	-	-
Richie Regehr	6	1	1	2	0		-	-	-	-	-
Eric Godard	19	0	1	1	50		-	-	-	-	-
David Hale	NJ	43	0	1	1	26	-	-	-	-	-
	CGY	11	0	0	0	10	2	0	0	0	6
TOTALS	54	0	1	1	36		2	0	0	0	6
Tomi Maki	1	0	0	0	0		-	-	-	-	-
Carsen Gernym	2	0	0	0	0		-	-	-	-	-
Darren McCarty	32	0	0	0	58		-	-	-	-	-
Brad Ference	5	0	0	0	2		-	-	-	-	-
Brandon Prust	10	0	0	0	25		-	-	-	-	-
Miikka Kiprusoff	74	0	0	0	2		6	0	0	0	0
Jamie McLennan	9	0	0	0	16		1	0	0	0	12
BENCH	82	-	-	-	22		7	-	-	-	0
TRADED PLAYERS	133	6	27	33	134		-	-	-	-	-
TOTALS	82	258	447	705	1204		6	10	17	27	117

GOALTENDER	GP	MP	GA	GAA	W-L-OTL	SO	EN	GP	MP	GA	GAA	W-L	SO	EN
Miikka Kiprusoff	74	4419	181	2.46	40-24-9	7	6	6	384	18	2.81	2-4	0	0
Jamie McLennan	9	533	32	3.60	3-5-1	0	0	1	1	0	0.00	0-0	0	0
TOTALS	82	4952	213	2.58	43-29-10	10	5	6	385	18	2.81	2-4	0	0

REGULAR SEASON

MOST POINTS

JAROME IGINLA
94

MOST GOALS

JAROME IGINLA
39

MOST ASSISTS

ALEX TANGUAY
59

MOST PENALTY MINUTES

DION PHANEUF
98

MOST WINS GOALIE

MIikka KIPRUSOFF
40

TROPHIES/AWARDS

SCURFIELD HUMANITARIAN AWARD

RHETT WARRENER

J.R. McCAIG MEMORIAL AWARD

STEPHANE YELLE

MOLSON CUP

MIikka KIPRUSOFF

PLAYOFFS

MOST POINTS

JAROME IGINLA
ALEX TANGUAY
4

MOST GOALS

JAROME IGINLA
DAYMOND LANGKOW
2

MOST ASSISTS

ALEX TANGUAY
3

MOST PENALTY MINUTES

WAYNE PRIMEAU
14

MIikka KIPRUSOFF WINS VEZINA AND JENNINGS TROPHIES

COACH	Regular Season							Playoffs				
	GP	W	L	OTL	PTS	GF	GA	GP	W	L	GF	GA
Darryl Sutter	82	46	25	11	103	218	200	7	3	4	16	17

1st Northwest Division, 7th overall. Playoffs: Conference Quarter-Finals - lost series to Anaheim 4-3

	PLAYER	Regular Season						Playoffs					
		GP	G	A	PTS	PIM		GP	G	A	PTS	PIM	
REGULAR SEASON	Jarome Iginla	82	35	32	67	86		7	5	3	8	11	
	Daymond Langkow	82	25	34	59	46		7	1	5	6	6	
	Dion Phaneuf	82	20	29	49	93		7	1	0	1	7	
	Kristian Huselius	FLA	24	5	3	8	4	-	-	-	-	-	
		CGY	54	15	24	39	36	7	2	4	6	4	
MOST POINTS JAROME IGINLA 67	TOTALS	78	20	27	47	40		7	2	4	6	4	
	Tony Amonte	80	14	28	42	43		7	2	1	3	10	
	Chuck Kobasew	77	20	11	31	64		7	1	0	1	0	
	Andrew Ference	82	4	27	31	85		7	0	4	4	12	
	Jamie Lundmark	NYR	3	1	0	1	6	-	-	-	-	-	
MOST GOALS JAROME IGINLA 35	PHX	38	5	13	18	36		-	-	-	-	-	
	CGY	12	4	6	10	20		4	0	1	1	7	
	TOTALS	53	10	19	29	62		4	0	1	1	7	
	PHX	35	9	12	21	29		-	-	-	-	-	
	CGY	15	1	4	5	8		3	0	0	0	2	
MOST ASSISTS DAYMOND LANGKOW 34	TOTALS	50	10	16	26	37		3	0	0	0	2	
	Roman Hamrlik	51	7	19	26	56		7	0	2	2	2	
	Robyn Regehr	68	6	20	26	67		7	1	3	4	6	
	Matthew Lombardi	55	6	20	26	48		7	0	2	2	2	
	Chris Simon	72	8	14	22	94		6	0	1	1	7	
MOST PENALTY MINUTES DARREN MCCARTY 117	Shean Donovan	80	9	11	20	82		7	0	0	0	6	
	Jordan Leopold	74	2	18	20	68		7	0	1	1	4	
	Stephane Yelle	74	4	14	18	48		7	1	0	1	8	
	Marcus Nilson	70	6	11	17	32		-	-	-	-	-	
	Darren McCarty	67	7	6	13	117		7	2	0	2	15	
MOST WINS GOALIE MIikka KIPRUSOFF 42	Byron Ritchie	45	4	2	6	69		7	0	0	0	0	
	Rhett Warrenner	61	3	3	6	54		7	0	0	0	14	
	Craig MacDonald	25	3	2	5	8		1	0	0	0	0	
	PHX	0	0	0	0	0		-	-	-	-	-	
	CBJ	27	0	3	3	43		-	-	-	-	-	
TROPHIES/AWARDS	CGY	12	0	1	1	20		-	-	-	-	-	
	TOTALS	39	0	4	4	63		-	-	-	-	-	
	Bryan Marchment	37	1	2	3	75		-	-	-	-	-	
	Richie Regehr	14	0	2	2	6		-	-	-	-	-	
	Mark Giordano	7	0	1	1	8		-	-	-	-	-	
SCURFIELD HUMANITARIAN AWARD RHETT WARRENER	Eric Nystrom	2	0	0	0	0		-	-	-	-	-	
	Carsen Gernymyn	2	0	0	0	0		-	-	-	-	-	
	Lynn Loyns	1	0	0	0	0		-	-	-	-	-	
	BENCH	82	0	0	0	18		7	0	0	0	4	
	TRADED PLAYERS	92	12	21	33	100		-	-	-	-	-	
J.R. McCAIG MEMORIAL AWARD ROBYN REGEHR	TOTALS	82	216	362	578	1451		7	16	27	42	127	
	MIikka KIPRUSOFF	74	4380	151	2.07	42-20-11	10 5	7	427.5	16	2.24	3-4	0 1
	Brian Boucher	3	182	15	4.95	1-2-0	0 0	-	-	-	-	-	-
	TRADED GOALIE	8	402	22	3.28	3-3-0	0 0	-	-	-	-	-	-
	TOTALS	82	4984	193	2.32	46-25-11	10 5	7	431	17	2.37	3-4	0 1
MOLSON CUP MIikka KIPRUSOFF	GOALTENDER	GP	MP	GA	GAA	W-L-OTL	SO EN	GP	MP	GA	GAA	W-L	SO EN
	MIikka Kiprusoff	74	4380	151	2.07	42-20-11	10 5	7	427.5	16	2.24	3-4	0 1
	Brian Boucher	3	182	15	4.95	1-2-0	0 0	-	-	-	-	-	-
	TRADED GOALIE	8	402	22	3.28	3-3-0	0 0	-	-	-	-	-	-
	TOTALS	82	4984	193	2.32	46-25-11	10 5	7	431	17	2.37	3-4	0 1
VEZINA TROPHY MIikka KIPRUSOFF	GOALTENDER	GP	MP	GA	GAA	W-L-OTL	SO EN	GP	MP	GA	GAA	W-L	SO EN
	MIikka Kiprusoff	74	4380	151	2.07	42-20-11	10 5	7	427.5	16	2.24	3-4	0 1
	Brian Boucher	3	182	15	4.95	1-2-0	0 0	-	-	-	-	-	-
	TRADED GOALIE	8	402	22	3.28	3-3-0	0 0	-	-	-	-	-	-
	TOTALS	82	4984	193	2.32	46-25-11	10 5	7	431	17	2.37	3-4	0 1
WILLIAM JENNINGS TROPHY MIikka KIPRUSOFF	GOALTENDER	GP	MP	GA	GAA	W-L-OTL	SO EN	GP	MP	GA	GAA	W-L	SO EN
	MIikka Kiprusoff	74	4380	151	2.07	42-20-11	10 5	7	427.5	16	2.24	3-4	0 1
	Brian Boucher	3	182	15	4.95	1-2-0	0 0	-	-	-	-	-	-
	TRADED GOALIE	8	402	22	3.28	3-3-0	0 0	-	-	-	-	-	-
	TOTALS	82	4984	193	2.32	46-25-11	10 5	7	431	17	2.37	3-4	0 1
PLAYOFFS	GOALTENDER	GP	MP	GA	GAA	W-L-OTL	SO EN	GP	MP	GA	GAA	W-L	SO EN
	MIikka Kiprusoff	74	4380	151	2.07	42-20-11	10 5	7	427.5	16	2.24	3-4	0 1
	Brian Boucher	3	182	15	4.95	1-2-0	0 0	-	-	-	-	-	-
	TRADED GOALIE	8	402	22	3.28	3-3-0	0 0	-	-	-	-	-	-
	TOTALS	82	4984	193	2.32	46-25-11	10 5	7	431	17	2.37	3-4	0 1
MOST POINTS JAROME IGINLA 8	GOALTENDER	GP	MP	GA	GAA	W-L-OTL	SO EN	GP	MP	GA	GAA	W-L	SO EN
	MIikka Kiprusoff	74	4380	151	2.07	42-20-11	10 5	7	427.5	16	2.24	3-4	0 1
	Brian Boucher	3	182	15	4.95	1-2-0	0 0	-	-	-	-	-	-
	TRADED GOALIE	8	402	22	3.28	3-3-0	0 0	-	-	-	-	-	-
	TOTALS	82	4984	193	2.32	46-25-11	10 5	7	431	17	2.37	3-4	0 1
MOST GOALS JAROME IGINLA 5	GOALTENDER	GP	MP	GA	GAA	W-L-OTL	SO EN	GP	MP	GA	GAA	W-L	SO EN
	MIikka Kiprusoff	74	4380	151	2.07	42-20-11	10 5	7	427.5	16	2.24	3-4	0 1
	Brian Boucher	3	182	15	4.95	1-2-0	0 0	-	-	-	-	-	-
	TRADED GOALIE	8	402	22	3.28	3-3-0	0 0	-	-	-	-	-	-
	TOTALS	82	4984	193	2.32	46-25-11	10 5	7	431	17	2.37	3-4	0 1
MOST ASSISTS DAYMOND LANGKOW 5	GOALTENDER	GP	MP	GA	GAA	W-L-OTL	SO EN	GP	MP	GA	GAA	W-L	SO EN
	MIikka Kiprusoff	74	4380	151	2.07	42-20-11	10 5	7	427.5	16	2.24	3-4	0 1
	Brian Boucher	3	182	15	4.95	1-2-0	0 0	-	-	-	-	-	-
	TRADED GOALIE	8	402	22	3.28	3-3-0	0 0	-	-	-	-	-	-
	TOTALS	82	4984	193	2.32	46-25-11	10 5	7	431	17	2.37	3-4	0 1
MOST PENALTY MINUTES DARREN MCCARTY 15	GOALTENDER	GP	MP	GA	GAA	W-L-OTL	SO EN	GP	MP	GA	GAA	W-L	SO EN
	MIikka Kiprusoff	74	4380	151	2.07	42-20-11	10 5	7	427.5	16	2.24	3-4	0 1
	Brian Boucher	3	182	15	4.95	1-2-0	0 0	-	-	-	-	-	-
	TRADED GOALIE	8	402	22	3.28	3-3-0	0 0	-	-	-	-	-	-
	TOTALS	82	4984	193	2.32	46-25-11	10 5	7	431	17	2.37	3-4	0 1

2003-04

FLAMES RIDE C OF RED TO THE STANLEY CUP FINALS

COACH	Regular Season							Playoffs					
	GP	W	L	T	OTL	PTS	GF	GA	GP	W	L	GF	GA
Darryl Sutter	82	42	30	7	3	94	200	176	26	15	11	60	53

3rd Northwest Division, 12th overall. Playoffs: Conference Quarter-Finals - defeated Vancouver 4-3;
Conference Semi-Finals - defeated Detroit 4-2; Western Conference Finals - defeated San Jose 4-2;
Stanley Cup Finals - lost to Tampa Bay 4-3

PLAYER	Regular Season						Playoffs				
	GP	G	A	PTS	PIM		GP	G	A	PTS	PIM
Jarome Iginla	81	41	32	73	84		26	13	9	22	45
Craig Conroy	63	8	39	47	44		26	6	11	17	12
Shean Donovan	82	18	24	42	72		24	5	5	10	23
Martin Gelinas	76	17	18	35	70		26	8	7	15	35
Jordan Leopold	82	9	24	33	24		26	0	10	10	6
Dean McAmmond	64	17	13	30	18		-	-	-	-	-
Matthew Lombardi	79	16	13	29	32		13	1	5	6	4
Oleg Saprykin	69	12	17	29	41		26	3	3	6	14
Steve Reinprecht	44	7	22	29	4		-	-	-	-	-
Chris Simon	NYR 65	14	9	23	225		-	-	-	-	-
	CGY 13	3	2	5	25		16	5	2	7	74
TOTALS	78	17	11	28	250		16	5	2	7	74
Chris Clark	82	10	15	25	106		26	3	3	6	30
Marcus Nilson	FLA 69	6	13	19	26		-	-	-	-	-
	CGY 14	5	0	5	14		26	4	7	11	12
TOTALS	83	11	13	24	40		26	4	7	11	12
Ville Nieminen	CHI 60	2	11	13	40		-	-	-	-	-
	CGY 19	3	5	8	18		24	4	4	8	55
TOTALS	79	5	16	21	58		24	4	4	8	55
Toni Lydman	67	4	16	20	30		6	0	1	1	2
Robyn Regehr	82	4	14	18	74		26	2	7	9	20
Chuck Kobasew	70	6	11	17	51		26	0	1	1	24
Stephane Yelle	53	4	13	17	24		23	3	3	6	16
Rhett Warrener	77	3	14	17	97		24	0	1	1	6
Andrew Ference	72	4	12	16	53		26	0	3	3	25
Denis Gauthier	80	1	15	16	113		6	0	1	1	4
Krzysztof Oliwa	65	3	2	5	247		20	2	0	2	6
Steve Montador	26	1	2	3	50		20	1	2	3	6
Dave Lowry	18	1	1	2	11		10	0	0	0	6
Lynn Loyns	SJ 2	0	0	0	0		-	-	-	-	-
	CGY 12	0	2	2	2		-	-	-	-	-
TOTALS	14	0	2	2	2		0	0	0	0	0
Martin Sonnenberg	5	0	0	0	2		0	0	0	0	0
Mike Commodore	12	0	0	0	25		20	0	2	2	19
Brennan Evans	-	-	-	-	-		2	0	0	0	0
BENCH	82	0	0	0	42		26	0	0	0	0
TRADED PLAYERS	95	3	9	12	40		-	-	-	-	-
TOTALS	82	200	335	535	1428		26	60	87	147	444

GOALTENDER	Regular Season							Playoffs						
	GP	MP	GA	GAA	W-L-OTL	SO	EN	GP	MP	GA	GAA	W-L	SO	EN
Miikka Kiprusoff	38	2301	65	1.69	24-10-4	4	4	26	1655	51	1.85	15-11	5	2
Roman Turek	18	1031	40	2.33	6-11-0	3	2	1	19	0	0.00	0-0	0	0
Dany Sabourin	4	169	10	3.55	0-3-0	0	0	-	-	-	-	-	-	-
Jamie McLennan	26	1446	53	2.20	12-9-3	4	2	-	-	-	-	-	-	-
TOTALS	82	4968	176	2.13	42-33-7	11	8	26	1680	53	1.89	15-11	5	2

REGULAR SEASON

MOST POINTS

JAROME IGINLA
73

MOST GOALS

JAROME IGINLA
41

MOST ASSISTS

CRAIG CONROY
39

MOST PENALTY MINUTES

CHRIS SIMON
250

MOST WINS GOALIE

MIikka KIPRUSOFF
24

TROPHIES/AWARDS

SCURFIELD
HUMANITARIAN AWARD
MARTIN GELINAS

MOLSON CUP

JAROME IGINLA

MAURICE "ROCKET"

RICHARD TROPHY

JAROME IGINLA
(TIE)

NHL 2ND ALL STAR

JAROME IGINLA

KING CLANCY AWARD

JAROME IGINLA

NHL FOUNDATION AWARD

JAROME IGINLA

PLAYOFFS

MOST POINTS

JAROME IGINLA
22

MOST GOALS

JAROME IGINLA
13

MOST ASSISTS

CRAIG CONROY
11

MOST PENALTY MINUTES

CHRIS SIMON
74

2002-03

DARRYL SUTTER RETURNS TO HIS ALBERTA ROOTS

COACH	Regular Season								Playoffs				
	GP	W	L	T	OTL	PTS	GF	GA	GP	W	L	GF	GA
Greg Gilbert/Al MacNeil/Darryl Sutter	82	29	36	13	4	75	186	228	-	-	-	-	-

5th Northwest Division, 22nd overall.

	PLAYER	Regular Season						Playoffs					
		GP	G	A	PTS	PIM		GP	G	A	PTS	PIM	
MOST POINTS JAROME IGINLA 67	Jarome Iginla	75	35	32	67	49		-	-	-	-	-	
	Craig Conroy	79	22	37	59	36		-	-	-	-	-	
	Chris Drury	80	23	30	53	33		-	-	-	-	-	
MOST GOALS JAROME IGINLA 35	Martin Gelinas	81	21	31	52	51		-	-	-	-	-	
	Toni Lydman	81	6	20	26	28		-	-	-	-	-	
	Stephane Yelle	82	10	15	25	50		-	-	-	-	-	
MOST ASSISTS CRAIG CONROY 37	Oleg Saprykin	52	8	15	23	46		-	-	-	-	-	
	Chris Clark	81	10	12	22	126		-	-	-	-	-	
	Dave Lowry	34	5	14	19	22		-	-	-	-	-	
MOST PENALTY MINUTES SCOTT NICHOL 149	Dean McAmmond	-	-	-	-	-		-	-	-	-	-	
	COL	41	10	8	18	10		-	-	-	-	-	
	TOTALS	41	10	8	18	10		-	-	-	-	-	
MOST WINS GOALIE ROMAN TUREK 27	Bob Baughner	69	3	14	17	126		-	-	-	-	-	
	Jordan Leopold	58	4	10	14	12		-	-	-	-	-	
	Shean Donovan	PIT	52	4	5	9	30	-	-	-	-	-	
TROPHIES/AWARDS	CGY	13	1	2	3	7		-	-	-	-	-	
	TOTALS	65	5	7	12	37		-	-	-	-	-	
	Denis Gauthier	72	1	11	12	99		-	-	-	-	-	
SCURFIELD HUMANITARIAN AWARD ROBYN REGEHR	Robyn Regehr	76	0	12	12	87		-	-	-	-	-	
	Scott Nichol	68	5	5	10	149		-	-	-	-	-	
	Blake Sloan	67	2	8	10	28		-	-	-	-	-	
MOLSON CUP JAROME IGINLA	Petr Buzek	44	3	5	8	14		-	-	-	-	-	
	Andrew Ference	PIT	22	1	3	4	36	-	-	-	-	-	
	CGY	16	0	4	4	6		-	-	-	-	-	
	TOTALS	38	1	7	8	42		-	-	-	-	-	
	Chuck Kobasew	23	4	2	6	8		-	-	-	-	-	
	Craig Berube	55	2	4	6	100		-	-	-	-	-	
	Steve Begin	50	3	1	4	51		-	-	-	-	-	
	Blair Betts	9	1	3	4	0		-	-	-	-	-	
	Steve Montador	50	1	1	2	114		-	-	-	-	-	
	Mike Commodore	6	0	1	1	19		-	-	-	-	-	
	Ladislav Kohn	3	0	1	1	2		-	-	-	-	-	
	Mike Mottau	4	0	0	0	0		-	-	-	-	-	
	Rick Mrozik	2	0	0	0	0		-	-	-	-	-	
	Robert Dome	1	0	0	0	0		-	-	-	-	-	
	BENCH	82	0	0	0	22		-	-	-	-	-	
	TRADED PLAYERS	145	16	21	37	78		-	-	-	-	-	
	TOTALS	82	186	315	501	1391		-	-	-	-	-	

GOALTENDER	GP	MP	GA	GAA	W-L-OTL	SO	EN	GP	MP	GA	GAA	W-L	SO	EN
Roman Turek	65	3822	164	2.57	27-29-9	4	4	-	-	-	-	-	-	-
Jamie McLennan	22	1165	58	2.99	2-11-4	0	2	-	-	-	-	-	-	-
TOTALS	82	5012	228	2.73	29-40-13	4	6	-	-	-	-	-	-	-

2001-02

JAROME IGINLA CAPTURES ART ROSS AND ROCKET RICHARD TROPHIES

COACH	Regular Season							Playoffs					
	GP	W	L	T	OTL	PTS	GF	GA	GP	W	L	GF	GA
Greg Gilbert	82	32	35	12	3	79	201	220	-	-	-	-	-

4th Northwest Division, 22nd overall.

PLAYER	Regular Season					Playoffs				
	GP	G	A	PTS	PIM	GP	G	A	PTS	PIM
Jarome Iginla	82	52	44	96	77	-	-	-	-	-
Craig Conroy	81	27	48	75	32	-	-	-	-	-
Dean McAmmond	73	21	30	51	60	-	-	-	-	-
Derek Morris	61	4	30	34	88	-	-	-	-	-
Marc Savard	56	14	19	33	48	-	-	-	-	-
Toni Lydman	79	6	22	28	52	-	-	-	-	-
Igor Kravchuk	78	4	22	26	19	-	-	-	-	-
Rob Niedermayer	57	6	14	20	49	-	-	-	-	-
Clarke Wilm	66	4	14	18	61	-	-	-	-	-
Chris Clark	64	10	7	17	79	-	-	-	-	-
Scott Nichol	60	8	9	17	107	-	-	-	-	-
Jamie Wright	44	4	12	16	20	-	-	-	-	-
Dave Lowry	62	7	6	13	51	-	-	-	-	-
Denis Gauthier	66	5	8	13	91	-	-	-	-	-
Steve Begin	51	7	5	12	79	-	-	-	-	-
Ronald Petrovicky	77	5	7	12	85	-	-	-	-	-
Blake Sloan	CLB	60	2	7	9	46	-	-	-	-
	CGY	7	0	2	2	4	-	-	-	-
TOTALS	67	2	9	11	50	-	-	-	-	-
Robyn Regehr	77	2	6	8	93	-	-	-	-	-
Jeff Shantz	40	3	3	6	23	-	-	-	-	-
Bob Boughner	79	2	4	6	170	-	-	-	-	-
Roman Turek	69	0	5	5	4	-	-	-	-	-
Craig Berube	66	3	1	4	164	-	-	-	-	-
Petr Buzek	ATL	9	0	0	0	13	-	-	-	-
	CGY	32	1	3	4	14	-	-	-	-
TOTALS	41	1	3	4	27	-	-	-	-	-
Steve Montador	11	1	2	3	26	-	-	-	-	-
Mike Vernon	18	0	3	3	0	-	-	-	-	-
Jason Botterill	4	1	0	1	2	-	-	-	-	-
Blair Betts	6	1	0	1	2	-	-	-	-	-
Kay Whitmore	1	0	0	0	0	-	-	-	-	-
Dallas Eakins	3	0	0	0	4	-	-	-	-	-
Alan Letang	2	0	0	0	0	-	-	-	-	-
Ryan Christie	2	0	0	0	0	-	-	-	-	-
Oleg Saprykin	3	0	0	0	0	-	-	-	-	-
Micki DuPont	2	0	0	0	2	-	-	-	-	-
BENCH	82	0	0	0	12	-	-	-	-	-
TRADED PLAYERS	84	3	5	8	68	-	-	-	-	-
TOTALS	82	201	331	532	1586	-	-	-	-	-

MOST POINTS

JAROME IGINLA
96

MOST GOALS

JAROME IGINLA
52

MOST ASSISTS

CRAIG CONROY
48

MOST PENALTY MINUTES

BOB BOUGHNER
170

MOST WINS GOALIE

ROMAN TUREK
30

TROPHIES/AWARDS

SCURFIELD
HUMANITARIAN AWARD

JAROME IGINLA

MOLSON CUP

JAROME IGINLA

NHL 1ST

ALL-STAR
JAROME IGINLA

ART ROSS TROPHY

JAROME IGINLA

MAURICE 'ROCKET'

RICHARD TROPHY
JAROME IGINLA

LESTER B. PEARSON AWARD

JAROME IGINLA

GOALTENDER	GP	MP	GA	GAA	W-L-T	SO	EN	GP	MP	GA	GAA	W-L	SO	EN
Roman Turek	69	4081	172	2.53	30-28-11	5	6	-	-	-	-	-	-	-
Mike Vernon	18	825	38	2.73	2-9-1	1	1	-	-	-	-	-	-	-
Kay Whitmore	1	58	3	3.10	0-1-0	0	0	-	-	-	-	-	-	-
TOTALS	82	4990	220	2.65	32-38-12	7	7	-	-	-	-	-	-	-

2000-01

JAROME IGINLA LEADS FLAMES WITH 71 POINTS

COACH	Regular Season								Playoffs					
	GP	W	L	T	OTL	PTS	GF	GA	GP	W	L	GF	GA	
Don Hay/Greg Gilbert	82	27	36	15	4	73	197	236	-	-	-	-	-	

4th Northwest Division, 20th overall.

	PLAYER	Regular Season					Playoffs				
		GP	G	A	PTS	PIM	GP	G	A	PTS	PIM
MOST POINTS JAROME IGINLA 71	Jarome Iginla	77	31	40	71	62	-	-	-	-	-
	Marc Savard	77	23	42	65	46	-	-	-	-	-
MOST GOALS JAROME IGINLA 31	Valeri Bure	78	27	28	55	26	-	-	-	-	-
	Dave Lowry	79	18	17	35	47	-	-	-	-	-
	Phil Housley	69	4	30	34	24	-	-	-	-	-
MOST ASSISTS MARC SAVARD 42	Craig Conroy	STL	69	11	14	25	46	-	-	-	-
	CGY	14	3	4	7	14	-	-	-	-	-
	TOTALS	83	14	18	32	60	-	-	-	-	-
MOST PENALTY MINUTES JASON WIEMER 177	Derek Morris	51	5	23	28	56	-	-	-	-	-
	Oleg Saprykin	59	9	14	23	43	-	-	-	-	-
	Jeff Shantz	73	5	15	20	58	-	-	-	-	-
MOST WINS GOALIE FRED BRATHWAITE 15	Tommy Albelin	77	1	19	20	22	-	-	-	-	-
	Toni Lydman	62	3	16	19	30	-	-	-	-	-
	Jason Wiemer	65	10	5	15	177	-	-	-	-	-
TROPHIES/AWARDS	Clarke Wilm	81	7	8	15	69	-	-	-	-	-
	Igor Kravchuk	OTT	15	1	5	6	14	-	-	-	-
SCURFIELD HUMANITARIAN AWARD JAROME IGINLA	CGY	37	0	8	8	4	-	-	-	-	-
	TOTALS	52	1	13	14	18	-	-	-	-	-
MOLSON CUP JAROME IGINLA	Jeff Cowan	51	9	4	13	74	-	-	-	-	-
	Daniel Tkaczuk	19	4	7	11	14	-	-	-	-	-
	Ronald Petrovicky	30	4	5	9	54	-	-	-	-	-
	Denis Gauthier	62	2	6	8	78	-	-	-	-	-
	Chris Clark	29	5	1	6	38	-	-	-	-	-
	Brad Werenka	33	1	4	5	16	-	-	-	-	-
	Robyn Regehr	71	1	3	4	70	-	-	-	-	-
	Dwayne Hay	49	1	3	4	16	-	-	-	-	-
	Ron Sutter	21	1	3	4	12	-	-	-	-	-
	Benoit Gratton	14	1	3	4	14	-	-	-	-	-
	Steve Smith	13	0	2	2	17	-	-	-	-	-
	Dallas Eakins	17	0	1	1	11	-	-	-	-	-
	Mike Vernon	41	0	1	1	16	-	-	-	-	-
	Fred Brathwaite	49	0	1	1	2	-	-	-	-	-
	Martin Brochu	0	0	0	0	0	-	-	-	-	-
	Niklas Andersson	11	0	1	1	4	-	-	-	-	-
	Marty Murray	7	0	0	0	0	-	-	-	-	-
	Rico Fata	5	0	0	0	6	-	-	-	-	-
	Steve Begin	4	0	0	0	21	-	-	-	-	-
	TRADED PLAYERS	141	22	33	55	221	-	-	-	-	-
	TOTALS	82	197	347	544	1376	-	-	-	-	-

GOALTENDER	GP	MP	GA	GAA	W-L-T	SO	EN	GP	MP	GA	GAA	W-L-T	SO	EN
Fred Brathwaite	49	2742	106	2.32	15-17-10	5	6	-	-	-	-	-	-	-
Mike Vernon	41	2246	121	3.23	12-23-5	3	3	-	-	-	-	-	-	-
TOTALS	82	5009	236	2.83	27-40-15	8	9	-	-	-	-	-	-	-

1999-00

VALERI BURE LEADS FLAMES WITH 75 POINTS

COACH	Regular Season								Playoffs				
	GP	W	L	T	RT	PTS	GF	GA	GP	W	L	GF	GA
Brian Sutter	82	31	41	10	5	77	211	256	-	-	-	-	-

4th Northwest Division, 22nd overall.

PLAYER	Regular Season						Playoffs					
	GP	G	A	PTS	PIM		GP	G	A	PTS	PIM	
Valeri Bure	82	35	40	75	50		-	-	-	-	-	
Jarome Iginla	77	29	34	63	26		-	-	-	-	-	
Phil Housley	78	11	44	55	24		-	-	-	-	-	
Marc Savard	78	22	31	53	56		-	-	-	-	-	
Derek Morris	78	9	29	38	80		-	-	-	-	-	
Sergei Krivokrasov	NSH 63	9	17	26	40		-	-	-	-	-	
	CGY 12	1	10	11	4		-	-	-	-	-	
TOTALS	75	10	27	37	44		-	-	-	-	-	
Andrei Nazarov	76	10	22	32	78		-	-	-	-	-	
Jeff Shantz	74	13	18	31	30		-	-	-	-	-	
Darryl Shannon	ATL 49	5	13	18	65		-	-	-	-	-	
	CGY 27	1	8	9	22		-	-	-	-	-	
TOTALS	76	6	21	27	87		-	-	-	-	-	
Jason Wiemer	64	11	11	22	120		-	-	-	-	-	
Clarke Wilm	78	10	12	22	67		-	-	-	-	-	
Cory Stillman	37	12	9	21	12		-	-	-	-	-	
Bill Lindsay	80	8	12	20	86		-	-	-	-	-	
Martin St. Louis	56	3	15	18	22		-	-	-	-	-	
Andreas Johansson	TB 12	2	3	5	8		-	-	-	-	-	
	CGY 28	3	7	10	14		-	-	-	-	-	
TOTALS	40	5	10	15	22		-	-	-	-	-	
Brad Werenka	PIT 61	3	8	11	69		-	-	-	-	-	
	CGY 12	1	1	2	21		-	-	-	-	-	
TOTALS	73	4	9	13	90		-	-	-	-	-	
Robyn Regehr	57	5	7	12	46		-	-	-	-	-	
Tommy Albelin	41	4	6	10	12		-	-	-	-	-	
Bobby Dallas	OTT 1	0	0	0	0		-	-	-	-	-	
	CGY 49	3	7	10	28		-	-	-	-	-	
TOTALS	50	3	7	10	28		-	-	-	-	-	
Marc Bureau	PHI 54	2	2	4	10		-	-	-	-	-	
	CGY 9	1	3	4	2		-	-	-	-	-	
TOTALS	63	3	5	8	12		-	-	-	-	-	
Jeff Cowan	13	4	1	5	16		-	-	-	-	-	
Jason Botterill	ATL 25	1	4	5	17		-	-	-	-	-	
	CGY 2	0	0	0	0		-	-	-	-	-	
TOTALS	27	1	4	5	17		-	-	-	-	-	
Steve Smith	20	0	4	4	42		-	-	-	-	-	
Sergei Varlamov	7	3	0	3	0		-	-	-	-	-	
Steve Begin	13	1	1	2	18		-	-	-	-	-	
Denis Gauthier	39	1	1	2	50		-	-	-	-	-	
Benoit Gratton	10	0	2	2	10		-	-	-	-	-	
Wade Belak	40	0	2	2	122		-	-	-	-	-	
Stewart Malgunas	4	0	1	1	2		-	-	-	-	-	
Oleg Saprykin	4	0	1	1	2		-	-	-	-	-	
Chris Clark	22	0	1	1	14		-	-	-	-	-	
Steve Dubinsky	23	0	1	1	4		-	-	-	-	-	
Lee Sroochan	1	0	0	0	0		-	-	-	-	-	
Dave Roche	2	0	0	0	5		-	-	-	-	-	
Rico Fata	2	0	0	0	0		-	-	-	-	-	
Darrel Scoville	6	0	0	0	2		-	-	-	-	-	
J-S Giguere	7	0	0	0	2		-	-	-	-	-	
Eric Charron	21	0	0	0	37		-	-	-	-	-	
Grant Fuhr	23	0	0	0	2		-	-	-	-	-	
Fred Brathwaite	61	0	0	0	4		-	-	-	-	-	
BENCH	153	10	29	39	135		-	-	-	-	-	
TOTALS	82	211	370	581	1267		-	-	-	-	-	

GOALTENDER	GP	MP	GA	GAA	W-L-T	SO	EN	GP	MP	GA	GAA	W-L	SO	EN
J-S Giguere	7	330	15	2.73	1-3-1	0	1	-	-	-	-	-	-	-
Fred Brathwaite	61	3448	158	2.75	25-25-7	5	3	-	-	-	-	-	-	-
Grant Fuhr	23	1205	77	3.83	5-13-2	0	2	-	-	-	-	-	-	-
TOTALS	82	5007	256	3.07	31-41-10	5	6	-	-	-	-	-	-	-

MOST POINTS

VALERI BURE
75

MOST GOALS

VALERI BURE
35

MOST ASSISTS

PHIL HOUSLEY
44

MOST PENALTY MINUTES

WADE BELAK
122

MOST WINS GOALIE

FRED BRATHWAITE
25

TROPHIES/AWARDS

SCURFIELD
HUMANITARIAN AWARD
ROBYN REGEHR

MOLSON CUP
FRED BRATHWAITE

1998-99

CORY STILLMAN LEADS FLAMES WITH 57 POINTS

COACH	Regular Season							Playoffs				
	GP	W	L	T	PTS	GF	GA	GP	W	L	GF	GA
Brian Sutter	82	30	40	12	72	211	234	-	-	-	-	-

3rd Northwest Division, 20th overall.

	PLAYER	Regular Season					Playoffs							
		GP	G	A	PTS	PIM	GP	G	A	PTS	PIM			
MOST POINTS CORY STILLMAN 57	Cory Stillman	76	27	30	57	38	-	-	-	-	-			
	Phil Housley	79	11	43	54	52	-	-	-	-	-			
	Valeri Bure	80	26	27	53	22	-	-	-	-	-			
	Jarome Iginla	82	28	23	51	58	-	-	-	-	-			
	Andrew Cassels	70	12	25	37	18	-	-	-	-	-			
MOST GOALS JAROME IGINLA 28	Derek Morris	71	7	27	34	73	-	-	-	-	-			
	Rene Corbet	COL	53	8	14	22	58	-	-	-	-	-		
	CGY	20	5	4	9	10	-	-	-	-	-			
	TOTALS	73	13	18	31	68	-	-	-	-	-			
	CHI	7	1	0	1	4	-	-	-	-	-			
MOST ASSISTS PHIL HOUSLEY 43	CGY	69	12	17	29	40	-	-	-	-	-			
	TOTALS	76	13	17	30	44	-	-	-	-	-			
	Jason Wiemer	78	8	13	21	177	-	-	-	-	-			
	Clarke Wilm	78	10	8	18	53	-	-	-	-	-			
	Andrei Nazarov	T.B.	26	2	0	2	43	-	-	-	-	-		
MOST PENALTY MINUTES JASON WIEMER 177	CGY	36	5	9	14	30	-	-	-	-	-			
	TOTALS	62	7	9	16	73	-	-	-	-	-			
	Steve Smith	69	1	14	15	80	-	-	-	-	-			
	Steve Dubinsky	CHI	1	0	0	0	0	-	-	-	-	-		
	CGY	61	4	10	14	0	-	-	-	-	-			
MOST WINS GOALIE FRED BRATHWAITE 11	TOTALS	62	4	10	14	14	-	-	-	-	-			
	Cale Hulse	73	3	9	12	117	-	-	-	-	-			
	Hnat Domenichelli	23	5	5	10	11	-	-	-	-	-			
	Todd Simpson	73	2	8	10	151	-	-	-	-	-			
	Ed Ward	68	3	5	8	67	-	-	-	-	-			
TROPHIES/AWARDS SCURFIELD HUMANITARIAN AWARD ED WARD	Denis Gauthier	55	3	4	7	68	-	-	-	-	-			
	Dave Roche	36	3	3	6	44	-	-	-	-	-			
	Tommy Albelin	60	1	5	6	8	-	-	-	-	-			
	Bob Bassen	41	1	2	3	35	-	-	-	-	-			
	Tom Chorske	NYI	2	0	1	1	2	-	-	-	-	-		
MOLSON CUP FRED BRATHWAITE	WSH	17	0	2	2	4	-	-	-	-	-			
	CGY	7	0	0	0	2	-	-	-	-	-			
	TOTALS	26	0	3	3	8	-	-	-	-	-			
	Martin St. Louis	13	1	1	2	10	-	-	-	-	-			
	Fred Brathwaite	28	0	2	2	2	-	-	-	-	-			
	Eric Landry	3	0	1	1	0	-	-	-	-	-			
	Tyler Moss	11	0	1	1	0	-	-	-	-	-			
	Eric Charron	12	0	1	1	14	-	-	-	-	-			
	J-S Giguere	15	0	1	1	4	-	-	-	-	-			
	Rico Fata	20	0	1	1	4	-	-	-	-	-			
	Ken Wregget	27	0	1	1	8	-	-	-	-	-			
	Wade Belak	COL	22	0	0	0	71	-	-	-	-	-		
	CGY	9	0	1	1	23	-	-	-	-	-			
	TOTALS	31	0	1	1	94	-	-	-	-	-			
	Lee Sorochan	2	0	0	0	0	-	-	-	-	-			
	Rocky Thompson	3	0	0	0	25	-	-	-	-	-			
	Tyrone Garner	3	0	0	0	0	-	-	-	-	-			
	Andrei Trefilov	CHI	1	0	0	0	0	-	-	-	-	-		
CGY	4	0	0	0	0	-	-	-	-	-				
TOTALS	5	0	0	0	0	-	-	-	-	-				
BENCH		109	33	47	80	123	-	-	-	-	-			
TOTALS		82	211	348	559	1367	-	-	-	-	-			
GOALTENDER	GP	MP	GA	GAA	W-L-T	SO	EN	GP	MP	GA	GAA	W-L	SO	EN
Fred Brathwaite	28	1663	68	2.45	11-9-7	1	3	-	-	-	-	-	-	-
Tyler Moss	11	550	23	2.51	3-7-0	0	0	-	-	-	-	-	-	-
Ken Wregget	27	1590	67	2.53	10-12-4	1	2	-	-	-	-	-	-	-
J-S Giguere	15	860	46	3.21	6-7-1	0	2	-	-	-	-	-	-	-
Andrei Trefilov	CHI	1	25	4	9.60	0-1-0	0	0	-	-	-	-	-	-
CGY	4	162	11	4.07	0-3-0	0	0	-	-	-	-	-	-	-
TOTALS	5	187	15	4.81	0-4-0	0	0	-	-	-	-	-	-	-
Tyrone Garner	3	139	12	5.18	0-2-0	0	0	-	-	-	-	-	-	-
TOTALS		82	4990	234	2.81	30-40-12	2	7	-	-	-	-	-	-

1997-98

BRIAN SUTTER RETURNS HOME TO ALBERTA TO COACH THE CALGARY FLAMES

Coach	Regular Season							Playoffs				
	GP	W	L	T	PTS	GF	GA	GP	W	L	GF	GA
Brian Sutter	82	26	41	15	67	217	252	-	-	-	-	-

5th Pacific Division, 22nd overall.

PLAYER	Regular Season					Playoffs				
	GP	G	A	PTS	PIM	GP	G	A	PTS	PIM
Theoren Fleury	82	27	51	78	197	-	-	-	-	-
Cory Stillman	72	27	22	49	40	-	-	-	-	-
Marty McInnis	75	19	25	44	34	-	-	-	-	-
Andrew Cassels	81	17	27	44	32	-	-	-	-	-
German Titov	68	18	22	40	38	-	-	-	-	-
Valeri Bure	MTL	50	7	22	29	33	-	-	-	-
	CGY	16	5	4	9	2	-	-	-	-
TOTALS	66	12	26	38	35	-	-	-	-	-
Michael Nylander	65	13	23	36	24	-	-	-	-	-
Jarome Iginla	70	13	19	32	29	-	-	-	-	-
Derek Morris	82	9	20	29	88	-	-	-	-	-
Cale Hulse	79	5	22	27	169	-	-	-	-	-
Jason Wiemer	T.B.	67	8	9	17	132	-	-	-	-
	CGY	12	4	1	5	28	-	-	-	-
TOTALS	79	12	10	22	160	-	-	-	-	-
Tommy Albelin	69	2	17	19	32	-	-	-	-	-
James Patrick	60	6	11	17	26	-	-	-	-	-
Hnat Domenichelli	31	9	7	16	6	-	-	-	-	-
Jim Dowd	48	6	8	14	12	-	-	-	-	-
Joel Bouchard	44	5	7	12	57	-	-	-	-	-
Jamie Allison	43	3	8	11	104	-	-	-	-	-
Ed Ward	64	4	5	9	122	-	-	-	-	-
Chris Dingman	70	3	3	6	149	-	-	-	-	-
Todd Simpson	53	1	5	6	109	-	-	-	-	-
Aaron Govey	26	2	3	5	24	-	-	-	-	-
Dwayne Roloson	39	0	4	4	10	-	-	-	-	-
Erik Andersson	12	2	1	3	8	-	-	-	-	-
Chris O'Sullivan	12	0	2	2	10	-	-	-	-	-
Eric Landry	12	1	0	1	4	-	-	-	-	-
Ladislav Kohn	4	0	1	1	0	-	-	-	-	-
Todd Hlushko	13	0	1	1	27	-	-	-	-	-
Kevin Dahl	19	0	1	1	6	-	-	-	-	-
Rick Tabaracci	42	0	1	1	14	-	-	-	-	-
Sergei Varlamov	1	0	0	0	0	-	-	-	-	-
Eric Charron	2	0	0	0	4	-	-	-	-	-
Marty Murray	2	0	0	0	2	-	-	-	-	-
Travis Brigley	2	0	0	0	2	-	-	-	-	-
Steve Begin	5	0	0	0	23	-	-	-	-	-
Tyler Moss	6	0	0	0	0	-	-	-	-	-
Denis Gauthier	10	0	0	0	16	-	-	-	-	-
Rocky Thompson	12	0	0	0	61	-	-	-	-	-
Mike Peluso	23	0	0	0	113	-	-	-	-	-
TRADED PLAYERS	137	16	20	36	227	-	-	-	-	-
BENCH	-	-	-	-	10	-	-	-	-	-
TOTALS	82	217	341	558	1859	-	-	-	-	-

GOALTENDER	GP	MP	GA	GAA	W-L-T	SO	EN	GP	MP	GA	GAA	W-L	SO	EN
Rick Tabaracci	42	2419	116	2.88	13-22-6	0	2	-	-	-	-	-	-	-
Dwayne Roloson	39	2205	110	2.99	11-16-8	0	4	-	-	-	-	-	-	-
Tyler Moss	6	367	20	3.27	2-3-1	0	0	-	-	-	-	-	-	-
TOTALS	82	5016	252	3.01	26-41-15	0	6	-	-	-	-	-	-	-

MOST POINTS

THEOREN FLEURY
78

MOST GOALS

THEOREN FLEURY
CORY STILLMAN
27

MOST ASSISTS

THEOREN FLEURY
51

MOST PENALTY MINUTES

THEOREN FLEURY
197

MOST WINS GOALIE

RICK TABARACCI
13

TROPHIES/AWARDS

NHL ROOKIE

ALL-STAR

DEREK MORRIS

SCURFIELD HUMANITARIAN AWARD

ED WARD

MOLSON CUP

THEOREN FLEURY

IGINLA LEADS ALL NHL ROOKIES WITH 50 POINTS

Coach	Regular Season							Playoffs				
	GP	W	L	T	PTS	GF	GA	GP	W	L	GF	GA
Pierre Page	82	32	41	9	73	214	239	-	-	-	-	-

5th Pacific Division, 21st overall.

	PLAYER	Regular Season					Playoffs								
		GP	G	A	PTS	PIM	GP	G	A	PTS	PIM				
MOST POINTS THEOREN FLEURY 67	Theoren Fleury	81	29	38	67	104	-	-	-	-	-				
	Dave Gagner	82	27	33	60	48	-	-	-	-	-				
	German Titov	79	22	30	52	36	-	-	-	-	-				
	Jarome Iginla	82	21	29	50	37	-	-	-	-	-				
	Marty McInnis	NYI	70	20	22	42	20	-	-	-	-	-			
MOST GOALS THEOREN FLEURY 29	CGY	10	3	4	7	2	-	-	-	-	-				
	TOTALS	80	23	26	49	22	-	-	-	-	-				
	Jonas Hoglund	68	19	16	35	12	-	-	-	-	-				
	Corey Millen	61	11	15	26	32	-	-	-	-	-				
	Cory Stillman	58	6	20	26	14	-	-	-	-	-				
MOST ASSISTS THEOREN FLEURY 38	Aaron Gavey	TB	16	1	2	3	12	-	-	-	-	-			
	CGY	41	7	9	16	34	-	-	-	-	-				
	TOTALS	57	8	11	19	46	-	-	-	-	-				
	Todd Hlushko	58	7	11	18	49	-	-	-	-	-				
	Ron Stern	79	7	10	17	157	-	-	-	-	-				
MOST PENALTY MINUTES TODD SIMPSON 208	Yves Racine	46	1	15	16	24	-	-	-	-	-				
	Tommy Albelin	72	4	11	15	14	-	-	-	-	-				
	Todd Simpson	82	1	13	14	208	-	-	-	-	-				
	Ed Ward	40	5	8	13	49	-	-	-	-	-				
	Mike Sullivan	67	5	6	11	10	-	-	-	-	-				
MOST WINS GOALIE TREVOR KIDD 21	Glen Featherstone	HFD	41	2	5	7	87	-	-	-	-	-			
	CGY	13	1	3	4	19	-	-	-	-	-				
	TOTALS	54	3	8	11	106	-	-	-	-	-				
	Chris O'Sullivan	27	2	8	10	2	-	-	-	-	-				
	Joel Bouchard	76	4	5	9	49	-	-	-	-	-				
TROPHIES/AWARDS	Sandy McCarthy	33	3	5	8	113	-	-	-	-	-				
	Cale Hulse	63	1	6	7	91	-	-	-	-	-				
	Hnat Domenichelli	HFD	13	2	1	3	7	-	-	-	-	-			
	CGY	10	1	2	3	2	-	-	-	-	-				
	TOTALS	23	3	3	6	9	-	-	-	-	-				
NHL ROOKIE ALL-STAR JAROME IGINLA	James Patrick	19	3	1	4	6	-	-	-	-	-				
	Dale McTavish	9	1	2	3	2	-	-	-	-	-				
	Trevor Kidd	55	0	2	2	16	-	-	-	-	-				
	Sami Helenius	3	0	1	1	0	-	-	-	-	-				
	Sasha Lakovic	19	0	1	1	54	-	-	-	-	-				
SCURFIELD HUMANITARIAN AWARD MIKE SULLIVAN	Paxton Schulte	1	0	0	0	2	-	-	-	-	-				
	Zarley Zalapski	2	0	0	0	0	-	-	-	-	-				
	Marty Murray	2	0	0	0	4	-	-	-	-	-				
	Marko Jantunen	3	0	0	0	0	-	-	-	-	-				
	Rick Tabaracci	7	0	0	0	0	-	-	-	-	-				
MOLSON CUP TREVOR KIDD	Jamie Allison	20	0	0	0	35	-	-	-	-	-				
	Dwayne Roloson	31	0	0	0	2	-	-	-	-	-				
	TRADED PLAYERS	170	23	42	65	201	-	-	-	-	-				
	BENCH	-	-	-	-	16	-	-	-	-	-				
	TOTALS	82	241	383	624	1524	-	-	-	-	-				
GOALTENDER		GP	MP	GA	GAA	W-L-T	SO	EN	GP	MP	GA	GAA	W-L	SO	EN
Rick Tabaracci		7	361	14	2.33	2-4-0	1	0	-	-	-	-	-	-	-
Trevor Kidd		55	2979	141	2.84	21-23-6	4	4	-	-	-	-	-	-	-
Dwayne Roloson		31	1618	78	2.89	9-14-3	1	4	-	-	-	-	-	-	-
TOTALS		82	1618	78	2.89	32-41-9	6	8	-	-	-	-	-	-	-

1995-96

PAGE RETURNS TO CALGARY, ROBERTS WINS MASTERTON

Coach	Regular Season						Playoffs					
	GP	W	L	T	PTS	GF	GA	GP	W	L	GF	GA
Pierre Page	82	34	37	11	79	241	240	4	0	4	7	16

Ties 2nd Pacific Division, tied 15th overall. Playoffs; Western Conference Quarter-Finals - lost to Chicago 4-0.

PLAYER	Regular Season					Playoffs								
	GP	G	A	PTS	PIM	GP	G	A	PTS	PIM				
Theoren Fleury	80	46	50	96	112	4	2	1	3	14				
German Titov	82	28	39	67	24	4	0	2	2	0				
Michael Nylander	73	17	38	55	20	4	0	0	0	0				
Phil Housley	59	16	36	52	22	-	-	-	-	-				
Gary Roberts	35	22	20	42	78	-	-	-	-	-				
Cory Stillman	74	16	19	35	41	2	1	1	2	0				
James Patrick	80	3	32	35	30	4	0	0	0	2				
Steve Chiasson	76	8	25	33	62	4	2	1	3	0				
Zarley Zalapski	80	12	17	29	115	4	0	1	1	10				
Mike Sullivan	81	9	12	21	24	4	0	0	0	0				
Corey Millen	DAL	13	3	4	7	8	-	-	-	-				
	CGY	31	4	10	14	10	-	-	-	-				
TOTALS	44	7	14	21	18	-	-	-	-	-				
Sandy McCarthy	75	9	7	16	173	4	0	0	0	10				
Pavel Torgaev	41	6	10	16	14	1	0	0	0	0				
Ron Stern	52	10	5	15	111	4	0	2	2	8				
Paul Kruse	75	3	12	15	145	3	0	0	0	4				
Dean Evason	67	7	7	14	38	3	0	1	1	0				
Bob Sweeney	NYI	66	6	6	12	59	-	-	-	-				
	CGY	6	1	1	2	6	2	0	0	0				
TOTALS	72	7	7	14	65	2	0	0	0	0				
Tommy Albelin	NJ	53	1	12	13	14	-	-	-	-				
	CGY	20	0	1	1	4	4	0	0	0				
TOTALS	73	1	13	14	18	4	0	0	0	0				
Jocelyn Lemieux	HFD	29	1	2	3	31	-	-	-	-				
	NJ	18	0	1	1	4	-	-	-	-				
	CGY	20	4	4	8	10	4	0	0	0				
TOTALS	67	5	7	12	45	4	0	0	0	0				
Jamie Huscroft	70	3	9	12	162	4	0	1	1	4				
Sheldon Kennedy	41	3	7	10	36	3	1	0	1	2				
Claude Lapointe	COL	3	0	0	0	0	-	-	-	-				
	CGY	32	4	5	9	20	2	0	0	0				
TOTALS	35	4	5	9	20	2	0	0	0	0				
Ed Ward	41	3	5	8	44	-	-	-	-	-				
Marty Murray	15	3	3	6	0	-	-	-	-	-				
Yves Sarault	MTL	14	0	0	0	4	-	-	-	-				
	CGY	11	2	1	3	4	-	-	-	-				
TOTALS	25	2	1	3	8	-	-	-	-	-				
Trent Yawney	69	0	3	3	88	4	0	0	0	2				
Kevin Dahl	32	1	1	2	26	1	0	0	0	0				
Rick Tabaracci	43	0	2	2	8	3	0	0	0	4				
Trevor Kidd	47	0	2	2	4	2	0	0	0	0				
Ladislav Kohn	5	1	0	1	2	-	-	-	-	-				
Craig Ferguson	CGY	8	0	0	0	4	-	-	-	-				
	MTL	10	1	0	1	2	-	-	-	-				
TOTALS	18	1	0	1	6	-	-	-	-	-				
Jarrod Skalde	1	0	0	0	0	-	-	-	-	-				
Niklas Sundblad	2	0	0	0	0	-	-	-	-	-				
Todd Hlushko	4	0	0	0	6	-	-	-	-	-				
Joel Bouchard	4	0	0	0	4	-	-	-	-	-				
Vesa Viitakoski	5	0	0	0	2	-	-	-	-	-				
Todd Simpson	6	0	0	0	32	-	-	-	-	-				
Pat Conacher	7	0	0	0	0	-	-	-	-	-				
Cale Hulse	NJ	8	0	0	0	15	-	-	-	-				
	CGY	3	0	0	0	5	1	0	0	0				
TOTALS	11	0	0	0	20	1	0	0	0	0				
Dan Keczmer	13	0	0	0	14	-	-	-	-	-				
Jarome Iginla	-	-	-	-	-	2	1	1	2	0				
BENCH	-	-	-	-	24	-	-	-	-	-				
TOTALS	82	241	383	624	1524	4	7	11	18	60				
GOALTENDER	GP	MP	GA	GAA	W-L-T	SO	EN	GP	MP	GA	GAA	W-L	SO	EN
Trevor Kidd	47	2570	119	2.78	15-21-8	3	2	2	83	9	6.51	0-1	0	0
Rick Tabaracci	43	2391	117	2.94	19-16-3	3	2	3	204	7	2.06	0-3	0	0
TOTALS	82	4984	240	2.89	34-37-11	6	4	4	290	16	3.31	0-4	0	0

MOST POINTS

THEOREN FLEURY
96

MOST GOALS

THEOREN FLEURY
46

MOST ASSISTS

THEOREN FLEURY
50

MOST PENALTY MINUTES

SANDY MCCARTHY
173

MOST WINS GOALIE

RICK TABARACCI
19

TROPHIES/AWARDS

BILL MASTERTON
TROPHY
GARY ROBERTS

MOLSON CUP
THEOREN FLEURY

PLAYOFFS

MOST POINTS
CHIASSON, FLEURY
3

MOST GOALS
CHIASSON, FLEURY
2

MOST ASSISTS

STERN, TITOV
2

MOST PENALTY MINUTES

THEOREN FLEURY
14

1994-95

SECOND CONSECUTIVE PACIFIC DIVISION TITLE

Coach	Regular Season							Playoffs				
	GP	W	L	T	PTS	GF	GA	GP	W	L	GF	GA
Pierre Page	48	24	17	7	55	163	135	7	3	4	35	26

1st Pacific Division, 7th Overall. Playoffs: Western Conference Quarter-Finals - lost to San Jose 4-3.

	PLAYER	Regular Season					Playoffs								
		GP	G	A	PTS	PIM	GP	G	A	PTS	PIM				
MOST POINTS THEOREN FLEURY 58	Theoren Fleury	47	29	29	58	112	7	7	7	14	2				
	Joe Nieuwendyk	46	21	29	50	33	5	4	3	7	0				
	Phil Housley	43	8	35	43	18	7	0	9	9	0				
	Robert Reichel	48	18	17	35	28	7	2	4	6	4				
MOST GOALS THEOREN FLEURY 29	Zarley Zalapski	48	4	24	28	46	7	0	4	4	4				
	Steve Chiasson	45	2	23	25	39	7	1	2	3	9				
	German Titov	40	12	12	24	16	7	5	3	8	10				
	Joel Otto	47	8	13	21	130	7	0	3	3	2				
MOST ASSISTS PHIL HOUSLEY 35	Wes Walz	39	6	12	18	11	1	0	0	0	0				
	Paul Kruse	45	11	5	16	141	7	4	2	6	10				
	Sheldon Kennedy	30	7	8	15	45	7	3	1	4	16				
	Ron Stern	39	9	4	13	163	7	3	1	4	8				
MOST PENALTY MINUTES RON STERN 163	Kevin Dahl	34	4	8	12	38	3	0	0	0	0				
	Kelly Kisio	12	7	4	11	6	7	3	2	5	19				
	Mike Sullivan	38	4	7	11	14	7	3	5	8	2				
	Nikolia Borschevsky	TOR	19	0	5	5	0	-	-	-	-	-			
MOST WINS GOALIE TREVOR KIDD 22	CGY	8	0	5	5	0	-	-	-	-	-				
	TOTALS	27	0	10	10	0	-	-	-	-	-				
	James Patrick	43	0	10	10	14	5	0	1	1	0				
	Sandy McCarthy	37	5	3	8	101	6	0	1	1	17				
TROPHIES/AWARDS KING CLANCY AWARD JOE NIEUWENDYK	EDM	14	0	6	6	15	-	-	-	-	-				
	CGY	1	0	0	0	0	-	-	-	-	-				
	TOTALS	15	0	6	6	15	-	-	-	-	-				
	Dan Keczmer	28	2	3	5	10	7	0	1	1	2				
NHL 2ND ALL-STAR THEOREN FLEURY	Alan May	27	1	1	2	106	-	-	-	-	-				
	CGY	7	1	2	3	13	-	-	-	-	-				
	TOTALS	34	2	3	5	119	-	-	-	-	-				
	Frank Musil	35	0	5	5	61	5	0	1	1	0				
MOLSON CUP TREVOR KIDD	Gary Roberts	8	2	2	4	43	-	-	-	-	-				
	Vesa Viitakoski	10	1	2	3	6	-	-	-	-	-				
	Ed Ward	2	1	1	2	2	-	-	-	-	-				
	Mark Greig	8	1	1	2	2	-	-	-	-	-				
PLAYOFFS MOST POINTS THEOREN FLEURY 14	Cory Stillman	10	0	2	2	2	-	-	-	-	-				
	Rick Tabaracci	13	0	2	2	2	-	-	-	-	-				
	Trent Yawney	37	0	2	2	108	2	0	0	0	2				
	Todd Hlushko	2	0	1	1	2	1	0	0	0	2				
MOST GOALS THEOREN FLEURY 7	Jim Peplinski	6	0	1	1	11	-	-	-	-	-				
	Michael Nylander	6	0	1	1	2	6	0	6	6	2				
	Trevor Kidd	43	0	1	1	2	-	-	-	-	-				
	Steve Konroyd	1	0	0	0	0	-	-	-	-	-				
MOST ASSISTS PHIL HOUSLEY 9	Jason Muzzatti	1	0	0	0	0	-	-	-	-	-				
	Jamie Allison	1	0	0	0	0	-	-	-	-	-				
	Joel Bouchard	2	0	0	0	0	-	-	-	-	-				
	Neil Eisenhut	3	0	0	0	0	-	-	-	-	-				
MOST PENALTY MINUTES KELLY KISIO 19	Barry Nieckar	3	0	0	0	12	-	-	-	-	-				
	Scott Morrow	4	0	0	0	0	-	-	-	-	-				
	Andrei Trefilov	6	0	0	0	0	-	-	-	-	-				
	TOTALS	48	163	274	437	1233	7	35	56	91	111				
MOST WINS GOALIE TREVOR KIDD 3	GOALTENDER	GP	MP	GA	GAA	W-L-T	SO	EN	GP	MP	GA	GAA	W-L	SO	EN
	Jason Muzzatti	1	10	0	0.00	0-0-0	0	0	-	-	-	-	-	-	-
	Rick Tabaracci	WSH	8	394	16	2.44	1-3-2	0	0	-	-	-	-	-	-
	CGY	5	202	5	1.49	2-0-1	0	0	1	19	0	0.00	0-0	0	0
	TOTALS	13	596	21	2.11	3-3-3	0	0	1	19	0	0.00	0-0	0	0
	Trevor Kidd	43	2463	107	2.61	22-14-6	3	4	7	434	26	3.59	3-4	1	0
	Andrei Trefilov	6	236	16	4.07	0-3-0	0	3	-	-	-	-	-	-	-
	TOTALS	48	2922	135	2.77	24-17-7	3	7	7	454	26	3.44	3-4	1	0

1993-94

CAPTURE FIRST-EVER PACIFIC DIVISION TITLE

Coach	Regular Season							Playoffs				
	GP	W	L	T	PTS	GF	GA	GP	W	L	GF	GA
Dave King	84	42	29	13	97	302	256	7	3	4	20	23

1st Pacific Division, Tied 6th Overall. Playoffs: Western Conference Quarter-Finals - lost to Vancouver 4-3.

PLAYER	Regular Season					Playoffs				
	GP	G	A	PTS	PIM	GP	G	A	PTS	PIM
Robert Reichel	84	40	53	93	58	7	0	5	5	0
Theoren Fleury	83	40	45	85	186	7	6	4	10	5
Gary Roberts	71	41	43	84	145	7	2	6	8	24
Al MacInnis	75	28	54	82	95	7	2	6	8	12
Joe Nieuwendyk	64	36	39	75	51	6	2	2	4	0
Michael Nylander	HFD 58	11	33	44	24	-	-	-	-	-
	CGY 15	2	9	11	6	3	0	0	0	0
	TOTALS 73	13	42	55	30	3	0	0	0	0
Zarley Zalapski	HFD 56	7	30	37	56	-	-	-	-	-
	CGY 13	3	7	10	18	7	0	3	3	2
	TOTALS 69	10	37	47	74	7	0	3	3	2
German Titov	76	27	18	45	28	7	2	1	3	4
Wes Walz	53	11	27	38	16	6	3	0	3	2
James Patrick	NYR 6	0	3	3	2	-	-	-	-	-
	HFD 47	8	20	28	32	-	-	-	-	-
	CGY 15	2	2	4	6	7	0	1	1	6
	TOTALS 68	10	25	35	40	7	0	1	1	6
Kelly Kisio	51	7	23	30	28	7	0	2	2	8
Ron Stern	71	9	20	29	243	7	2	0	2	12
Paul Ranheim	67	10	14	24	20	-	-	-	-	-
Joel Otto	81	11	12	23	92	3	0	1	1	4
Michel Petit	63	2	21	23	110	-	-	-	-	-
Dan Kecmer	HFD 12	0	1	1	12	-	-	-	-	-
	CGY 57	1	20	21	48	3	0	0	0	4
	TOTALS 69	1	21	22	60	3	0	0	0	4
Trent Yawney	58	6	15	21	60	7	0	0	0	16
Gary Suter	25	4	9	13	20	-	-	-	-	-
Ted Drury	34	5	7	12	26	-	-	-	-	-
Chris Dahlquist	77	1	11	12	52	1	0	0	0	0
Paul Kruse	68	3	8	11	185	7	0	0	0	14
Sandy McCarthy	79	5	5	10	173	7	0	0	0	34
Mike Sullivan	S.J. 26	2	2	4	4	-	-	-	-	-
	CGY 19	2	3	5	6	7	1	1	2	8
	TOTALS 45	4	5	9	10	7	1	1	2	8
Frank Musil	75	1	8	9	50	7	0	1	1	4
Brad Schlegel	26	1	6	7	4	-	-	-	-	-
Guy Larose	TOR 10	1	2	3	10	-	-	-	-	-
	CGY 7	0	1	1	4	-	-	-	-	-
	TOTALS 17	1	3	4	14	-	-	-	-	-
Trevor Kidd	31	0	4	4	4	-	-	-	-	-
Vesa Viitakoski	8	1	2	3	0	-	-	-	-	-
Len Esau	6	0	3	3	7	-	-	-	-	-
Kevin Dahl	33	0	3	3	23	6	0	0	0	4
Greg Paslawski	15	2	0	2	2	-	-	-	-	-
David Haas	2	1	1	2	7	-	-	-	-	-
Brad Miller	8	0	1	1	14	-	-	-	-	-
Lee Norwood	16	0	1	1	16	-	-	-	-	-
Jason Muzzatti	1	0	0	0	0	-	-	-	-	-
Jeff Reese	1	0	0	0	0	-	-	-	-	-
Mark Freer	2	0	0	0	4	-	-	-	-	-
Peter Ahola	2	0	0	0	0	-	-	-	-	-
David Struch	4	0	0	0	4	-	-	-	-	-
Kevin Wortman	5	0	0	0	2	-	-	-	-	-
Andrei Trefilov	11	0	0	0	4	-	-	-	-	-
Michael Vernon	48	0	0	0	14	7	0	0	0	2
BENCH	-	-	-	-	16	-	-	-	-	-
TOTALS	84	302	495	797	1847	7	20	33	53	173

GOALTENDER	GP	MP	GA	GAA	W-L-T	SO	EN	GP	MP	GA	GAA	W-L	SO	EN
Andrei Trefilov	11	623	26	2.50	3-4-2	2	1	-	-	-	-	-	-	-
Michael Vernon	48	2798	131	2.81	26-17-5	3	4	7	466	23	2.96	3-4	0	0
Trevor Kidd	31	1614	85	3.16	13-7-6	-	-	-	-	-	-	-	-	-
Jeff Reese	1	13	1	4.62	0-0-0	-	-	-	-	-	-	-	-	-
Jason Muzzatti	1	60	8	8.00	0-1-0	-	-	-	-	-	-	-	-	-
TOTALS	84	5124	256	3.00	42-29-13	5	5	7	466	23	2.96	3-4	0	0

MOST POINTS

ROBERT REICHEL
93

MOST GOALS

GARY ROBERTS
41

MOST ASSISTS

AL MACINNIS
54

MOST PENALTY MINUTES

RON STERN
243

MOST WINS GOALIE

MICHAEL VERNON
26

TROPHIES/AWARDS

MOLSON CUP

JOE NIEUWENDYK

PLAYOFFS

MOST POINTS

THEOREN FLEURY
10

MOST GOALS

THEOREN FLEURY
6

MOST ASSISTS

AL MACINNIS
GARY ROBERTS
6

MOST PENALTY MINUTES

SANDY MCCARTHY
34

MOST WINS GOALIE

MICHAEL VERNON
3

1992-93

THEOREN FLEURY RECORDS 100 POINTS

Coach	Regular Season							Playoffs				
	GP	W	L	T	PTS	GF	GA	GP	W	L	GF	GA
Dave King	84	43	30	11	97	322	282	6	2	4	28	33

2nd Smythe Division, 9th Overall. Playoffs: Smythe Division Semi-Finals - lost to Los Angeles 4-2.

		Regular Season					Playoffs										
MOST POINTS		PLAYER	GP	G	A	PTS	PIM	GP	G	A	PTS	PIM					
THEOREN FLEURY 100		Theoren Fleury	83	34	66	100	88	6	5	7	12	27					
		Robert Reichel	80	40	48	88	54	6	2	4	6	2					
MOST GOALS		Gary Suter	81	23	58	81	112	6	2	3	5	8					
	ROBERT REICHEL 40	Gary Roberts	58	38	41	79	172	5	1	6	7	43					
MOST ASSISTS		Joe Nieuwendyk	79	38	37	75	52	6	3	6	9	10					
		Sergei Makarov	71	18	39	57	40	-	-	-	-	-					
THEOREN FLEURY 66		Al MacInnis	50	11	43	54	61	6	1	6	7	10					
		Joel Otto	75	19	33	52	150	6	4	2	6	4					
MOST PENALTY MINUTES		Paul Ranheim	83	21	22	43	26	6	0	1	1	0					
		Greg Paslawski	PHI	60	14	19	33	12	-	-	-	-	-				
CRAIG BERUBE 209		CGY	13	4	5	9	0	6	3	0	3	0					
		TOTALS	73	18	24	42	12	6	3	0	3	0					
MOST WINS GOALIE		Ron Stern	70	10	15	25	207	6	0	0	0	43					
	MICHAEL VERNON 29	Brent Ashton	BOS	26	2	2	4	11	-	-	-	-	-				
TROPHIES/AWARDS		CGY	32	8	11	19	41	6	0	3	3	2					
		TOTALS	58	10	13	23	52	6	0	3	3	2					
MOLSON CUP		Chris Lindberg	62	9	12	21	18	2	0	1	1	2					
		Roger Johansson	77	4	16	20	62	5	0	1	1	2					
THEOREN FLEURY		Trent Yawney	63	1	16	17	67	6	3	2	5	6					
		Frank Musil	80	6	10	16	131	6	1	1	2	7					
PLAYOFFS		Gary Leeman	30	9	5	14	10	-	-	-	-	-					
		Brian Skrudland	MTL	23	5	3	8	55	-	-	-	-	-				
MOST POINTS		CGY	16	2	4	6	10	6	0	3	3	12					
		TOTALS	39	7	7	14	65	6	0	3	3	12					
THEOREN FLEURY 12		Craig Berube	77	4	8	12	209	6	0	0	1	21					
		Michel Petit	35	3	9	12	54	-	-	-	-	-					
MOST GOALS		Carey Wilson	22	4	7	11	8	-	-	-	-	-					
		Kevin Dahl	61	2	9	11	56	6	0	2	2	8					
MOST ASSISTS		Chris Dahlquist	74	3	7	10	66	6	3	1	4	4					
		Alexander Godynyuk	27	3	4	7	19	-	-	-	-	-					
THEOREN FLEURY 7		C.J. Young	28	3	2	5	20	-	-	-	-	-					
		Todd Harkins	15	2	3	5	22	-	-	-	-	-					
MOST PENALTY MINUTES		Paul Kruse	27	2	3	5	41	-	-	-	-	-					
		Jeff Reese	26	0	4	4	4	4	0	0	0	0					
GARY ROBERT RON STERN 43		Greg Smyth	35	1	2	3	95	-	-	-	-	-					
		Tomas Forslund	6	0	2	2	0	-	-	-	-	-					
MOST WINS GOALIE		Michael Vernon	64	0	2	2	42	4	0	0	0	2					
		Patrick Lebeau	1	0	0	0	0	-	-	-	-	-					
MICHAEL VERNON JEFF REESE 1		Shawn Heaphy	1	0	0	0	0	-	-	-	-	-					
		Andrei Trefilov	1	0	0	0	2	-	-	-	-	-					
		BENCH	-	-	-	-	12	-	-	-	-	-					
TOTALS			84	322	543	865	1951	6	28	50	78	213					
GOALTENDER			GP	MP	GA	GAA	W-L-T	SO	EN	GP	MP	GA	GAA	W-L	SO	EN	
			Jeff Reese	26	1311	70	3.20	14-4-1	1	0	4	209	17	4.88	1-3	1	0
			Michael Vernon	64	3732	203	3026	29-26-9	2	4	4	150	14	6.00	1-1	0	0
			Andrei Trefilov	1	65	5	4.62	0-0-1	0	0	-	-	-	-	-	-	
TOTALS			84	5119	282	3.31	43-30-11	3	4	6	359	32	140	2-4	1	0	

1991-92

ROBERTS 53 GOALS, 2ND HIGHEST IN TEAM HISTORY

Coach	Regular Season							Playoffs				
	GP	W	L	T	PTS	GF	GA	GP	W	L	GF	GA
Doug Risebrough/ Guy Charron	80	31	37	12	74	296	305	-	-	-	-	-

5th Smythe Division, tied 17th Overall.

PLAYER	Regular Season					Playoffs				
	GP	G	A	PTS	PIM	GP	G	A	PTS	PIM
Gary Roberts	76	53	37	90	207	-	-	-	-	-
Al MacInnis	72	20	57	77	83	-	-	-	-	-
Theoren Fleury	80	33	40	73	133	-	-	-	-	-
Sergei Makarov	68	22	48	70	60	-	-	-	-	-
Joe Nieuwendyk	69	22	34	56	55	-	-	-	-	-
Gary Suter	70	12	43	55	128	-	-	-	-	-
Robert Reichel	77	20	34	54	32	-	-	-	-	-
Paul Ranheim	80	23	20	43	32	-	-	-	-	-
Doug Gilmour	38	11	27	38	46	-	-	-	-	-
Joel Otto	78	13	21	34	161	-	-	-	-	-
Gary Leeman	TOR 34	7	13	20	44	-	-	-	-	-
	CGY 29	2	7	9	27	-	-	-	-	-
TOTALS	63	9	20	29	71	-	-	-	-	-
Michel Petit	TOR 34	1	13	14	85	-	-	-	-	-
	CGY 36	3	10	13	79	-	-	-	-	-
TOTALS	70	4	23	27	164	-	-	-	-	-
Carey Wilson	42	11	12	23	37	-	-	-	-	-
Ron Stern	72	13	9	22	338	-	-	-	-	-
Marc Habscheid	46	7	11	18	42	-	-	-	-	-
Craig Berube	TOR 40	5	7	12	109	-	-	-	-	-
	CGY 36	1	4	5	155	-	-	-	-	-
TOTALS	76	6	11	17	264	-	-	-	-	-
Tomas Forslund	38	5	9	14	12	-	-	-	-	-
Jamie Macoun	37	2	12	14	53	-	-	-	-	-
Trent Yawney	47	4	9	13	45	-	-	-	-	-
Nevin Markwart	BOS 18	3	6	9	44	-	-	-	-	-
	CGY 10	2	1	3	25	-	-	-	-	-
TOTALS	28	5	7	12	69	-	-	-	-	-
Frank Musil	78	4	8	12	103	-	-	-	-	-
Alexander Godynyuk	TOR 31	3	6	9	59	-	-	-	-	-
	CGY 6	0	1	1	4	-	-	-	-	-
TOTALS	37	3	7	10	63	-	-	-	-	-
Mark Osiecki	50	2	7	9	24	-	-	-	-	-
Chris Lindberg	17	2	5	7	17	-	-	-	-	-
Michael Vernon	63	0	7	7	8	-	-	-	-	-
Ric Nattress	18	0	5	5	31	-	-	-	-	-
Paul Kruse	16	3	1	4	65	-	-	-	-	-
Martin Simard	21	1	3	4	119	-	-	-	-	-
Tim Hunter	30	1	3	4	167	-	-	-	-	-
Greg Smyth	QUE 29	0	2	2	138	-	-	-	-	-
	CGY 7	1	1	2	15	-	-	-	-	-
TOTALS	36	1	3	4	153	-	-	-	-	-
Tim Sweeney	11	1	2	3	4	-	-	-	-	-
Neil Sheehy	35	1	2	3	119	-	-	-	-	-
Stephane Matteau	4	1	0	1	19	-	-	-	-	-
Richard Zemlak	5	0	1	1	42	-	-	-	-	-
Jeff Reese	TOR 8	0	0	0	0	-	-	-	-	-
	CGY 12	0	1	1	12	-	-	-	-	-
TOTALS	20	0	1	1	12	-	-	-	-	-
Jim Kyte	21	0	1	1	107	-	-	-	-	-
Darryl Olsen	1	0	0	0	0	-	-	-	-	-
Scott Sharples	1	0	0	0	0	-	-	-	-	-
Trevor Kidd	2	0	0	0	0	-	-	-	-	-
Kevan Guy	3	0	0	0	2	-	-	-	-	-
Todd Harkins	5	0	0	0	7	-	-	-	-	-
Rick Wamsley	9	0	0	0	0	-	-	-	-	-
Rich Chernomaz	11	0	0	0	6	-	-	-	-	-
BENCH	-	-	-	-	20	-	-	-	-	-
TOTALS	80	296	493	789	2643	-	-	-	-	-

MOST POINTS

GARY ROBERTS
90

MOST GOALS

GARY ROBERTS
53

MOST ASSISTS

AL MACINNIS
57

MOST PENALTY MINUTES

RON STERN
338

MOST WINS GOALIE

MICHAEL VERNON
24

TROPHIES/AWARDS

MOLSON CUP

MICHAEL VERNON

GOALTENDER	GP	MP	GA	GAA	W-L-T	SO	EN	GP	MP	GA	GAA	W-L	SO	EN
Michael Vernon	63	3640	217	3.58	24-30-9	2	4	-	-	-	-	-	-	-
Scott Sharples	1	65	4	3.69	0-0-1	0	0	-	-	-	-	-	-	-
Jeff Reese	TOR 8	413	20	2.91	1-5-1	0	0	-	-	-	-	-	-	-
	CGY 12	587	37	3.78	3-2-2	1	0	-	-	-	-	-	-	-
TOTALS	20	1000	57	3.42	4-7-3	1	0	-	-	-	-	-	-	-
Trevor Kidd	2	120	8	4.00	1-1-0	0	0	-	-	-	-	-	-	-
Rick Wamsley	9	457	34	4.46	3-4-0	0	0	-	-	-	-	-	-	-
TOTALS	80	6292	305	3.75	31-37-12	3	4	-	-	-	-	-	-	-

1990-91

FLEURY 51 GOALS, MACINNIS ALL-STAR

Coach	Regular Season							Playoffs				
	GP	W	L	T	PTS	GF	GA	GP	W	L	GF	GA
Doug Risebrough	80	46	26	8	100	344	263	7	3	4	20	22

2nd Smythe Division, tied 4th Overall. Playoffs: Smythe Division Semi-Finals - lost to Edmonton 4-3.

		Regular Season					Playoffs								
	PLAYER	GP	G	A	PTS	PIM	GP	G	A	PTS	PIM				
MOST POINTS THEOREN FLEURY 104	Theoren Fleury	79	51	53	104	136	7	2	5	7	14				
	Al MacInnis	78	28	75	103	90	7	2	3	5	8				
	Joe Nieuwendyk	79	45	40	85	36	7	4	1	5	10				
MOST GOALS THEOREN FLEURY 51	Doug Gilmour	78	20	61	81	144	7	1	1	2	0				
	Sergei Makarov	78	30	49	79	44	3	1	0	1	0				
	Gary Suter	79	12	58	70	102	7	1	6	7	12				
MOST ASSISTS AL MACINNIS 75	Gary Roberts	80	22	31	53	252	7	1	3	4	18				
	Robert Reichel	66	19	22	41	22	6	1	1	2	0				
	Joel Otto	76	19	20	39	183	7	1	2	3	8				
MOST PENALTY MINUTES GARY ROBERTS 252	Paul Fenton	WPG	17	4	8	18	-	-	-	-	-				
	TOR	30	5	10	15	0	-	-	-	-	-				
	CGY	31	5	7	12	10	5	0	0	0	2				
MOST WINS GOALIE MICHAEL VERNON 31	TOTALS	78	14	21	35	28	5	0	0	0	2				
	Stephane Matteau	78	15	19	34	93	5	0	1	1	0				
	Paul Ranheim	39	14	16	30	4	7	2	2	4	0				
TROPHIES/AWARDS	Carey Wilson	HFD	45	8	15	23	16	-	-	-	-	-			
	CGY	12	3	3	6	2	7	2	2	4	0				
	TOTALS	57	11	18	29	18	7	2	2	4	0				
MOLSON CUP THEOREN FLEURY	Brian MacLellan	57	13	14	27	55	1	0	0	0	0				
	Mark Hunter	57	10	15	25	125	-	-	-	-	-				
	Frank Musil	MIN	8	0	2	2	23	7	0	0	0				
NHL 1ST ALL-STAR AL MACINNIS	CGY	67	7	14	12	160	-	-	-	-	10				
	TOTALS	75	7	16	23	183	-	-	-	-	-				
	Jamie Macoun	79	7	15	22	84	7	0	1	1	4				
PLAYOFFS	Ric Nattress	58	5	13	18	63	7	1	0	1	2				
	Roger Johansson	38	4	13	17	47	-	-	-	-	-				
	Tim Sweeney	42	7	9	16	8	-	-	-	-	-				
MOST POINTS THEOREN FLEURY GARY SUTER 7	Ron Stern	31	2	3	5	171	-	-	-	-	-				
	CGY	13	1	3	4	69	7	1	3	4	14				
	TOTALS	44	3	6	9	240	7	1	3	4	14				
MOST GOALS JOE NIEUWENDYK 4	Jim Kyte	PIT	1	0	0	2	-	-	-	-	-				
	CGY	42	0	9	9	153	7	0	0	0	7				
	TOTALS	43	0	9	9	155	7	0	0	0	7				
MOST ASSISTS GARY SUTER 6	Tim Hunter	34	5	2	7	143	7	0	0	0	10				
	Sergei Priakin	24	1	6	7	0	-	-	-	-	-				
	Kevan Guy	39	1	6	7	39	-	-	-	-	-				
MOST PENALTY MINUTES GARY ROBERTS 18	CGY	4	0	0	0	4	-	-	-	-	-				
	TOTALS	43	1	6	7	43	-	-	-	-	-				
	Ken Sabourin	16	1	3	4	36	-	-	-	-	-				
MOST WINS GOALIE MICHAEL VERNON 3	Michael Vernon	54	0	4	4	8	7	0	0	0	0				
	Jiri Hrdina	14	0	3	3	4	-	-	-	-	-				
	Martin Simard	16	0	2	2	53	-	-	-	-	-				
OVERTIME GOAL THEOREN FLEURY 1	Dana Murzyn	19	0	2	2	30	-	-	-	-	-				
	Rick Lessard	1	0	1	1	0	-	-	-	-	-				
	Rick Wamsley	29	0	1	1	0	1	0	0	0	0				
	Steve Guenette	1	0	0	0	0	-	-	-	-	-				
	Paul Kruse	1	0	0	0	7	-	-	-	-	-				
	Marc Bureau	5	0	0	0	2	-	-	-	-	-				
	Colin Patterson	-	-	-	-	-	1	0	0	0	0				
	BENCH	-	-	-	-	28	-	-	-	-	4				
	TOTALS	80	344	583	927	2201	7	20	31	51	123				
GOALTENDER	GP	MP	GA	GAA	W-L-T	SO	EN	GP	MP	GA	GAA	W-L	SO	EN	
	Rick Wamsley	29	1670	85	3.05	14-7-5	0	0	1	2	1	30.00	0-0	0	0
	Michael Vernon	54	3121	172	3.31	31-19-3	1	2	7	427	21	2.95	3-4	0	0
	Steve Guenette	1	60	4	4.00	1-0-0	0	0	-	-	-	-	-	-	-
	TOTALS	80	4859	263	3.25	46-26-8	1	2	6	430	22	3.07	3-4	0	0

1989-90

FIRST SMYTHE DIVISION TITLE, MACINNIS ALL-STAR

Coach	Regular Season						Playoffs					
	GP	W	L	T	PTS	GF	GA	GP	W	L	GF	GA
Terry Crisp	80	42	23	15	99	348	265	6	2	4	24	29

1st Smythe Division, 2nd Overall. Playoffs: Smythe Division Semi-Finals - lost to Los Angeles 4-2.

PLAYER	Regular Season						Playoffs				
	GP	G	A	PTS	PIM		GP	G	A	PTS	PIM
Joe Nieuwendyk	79	45	50	95	40		6	4	6	10	4
Doug Gilmour	78	24	67	91	54		6	3	1	4	8
Al MacInnis	79	28	62	90	82		6	2	3	5	8
Sergei Makarov	80	24	62	86	55		6	0	6	6	3
Gary Suter	76	16	60	76	97		6	0	1	1	12
Gary Roberts	78	39	33	72	222		6	2	5	7	41
Joe Mullen	78	36	33	69	24		6	3	0	3	0
Theoren Fleury	80	31	35	66	157		6	2	3	5	10
Paul Ranheim	80	26	28	54	23		6	1	3	4	2
Brian MacLellan	65	20	18	38	26		6	0	2	2	8
Jamie Macoun	78	8	27	35	70		6	0	3	3	10
Joel Otto	75	13	20	33	116		6	2	2	4	2
Jiri Hrdina	64	12	18	30	31		6	0	1	1	2
Dana Murzyn	78	7	13	20	140		6	2	2	4	2
Brad McCrimmon	79	4	15	19	78		6	0	2	2	8
Ric Nattress	49	1	14	15	26		6	2	0	2	8
Colin Patterson	61	5	3	8	20		-	-	-	-	-
Jonas Bergqvist	22	2	5	7	10		-	-	-	-	-
Jim Korn	N.J.	37	2	3	5	99	-	-	-	-	-
	CGY	9	0	2	2	26	4	1	0	1	12
TOTALS	46	2	5	7	125		4	1	0	1	12
Mark Hunter	10	2	3	5	39		-	-	-	-	-
Tim Hunter	67	2	3	5	279		6	0	0	0	4
Roger Johansson	35	0	5	5	48		-	-	-	-	-
Sergei Priakin	20	2	2	4	0		2	0	0	0	0
Michael Vernon	47	0	3	3	21		6	0	0	0	0
Jim Peplinski	6	1	0	1	4		-	-	-	-	-
Brian Glynn	1	0	0	0	0		-	-	-	-	-
Steve Guenette	2	0	0	0	2		-	-	-	-	-
Stu Grimson	3	0	0	0	17		-	-	-	-	-
Marc Bureau	5	0	0	0	4		-	-	-	-	-
Ken Sabourin	5	0	0	0	10		-	-	-	-	-
Rick Wamsley	36	0	0	0	4		1	0	0	0	0
BENCH	-	-	-	-	26		-	-	-	-	4
TOTALS	80	348	581	929	1751		6	24	40	64	145

MOST POINTS

JOE NIEUWENDYK
95

MOST GOALS

JOE NIEUWENDYK
45

MOST ASSISTS

DOUG GILMOUR
67

MOST PENALTY MINUTES

TIM HUNTER
279

MOST WINS GOALIE

MICHAEL VERNON
23

TROPHIES/AWARDS

CALDER TROPHY

NHL ROOKIE
ALL-STAR
SERGEI MAKAROV

MOLSON CUP

JOE NIEUWENDYK

NHL 1ST

ALL-STAR
AL MacINNIS

PLAYOFFS

MOST POINTS

JOE NIEUWENDYK
10

MOST GOALS

JOE NIEUWENDYK
4

MOST ASSISTS

JOE NIEUWENDYK
SERGEI MAKAROV
6

MOST PENALTY MINUTES

GARY ROBERTS
41

MOST WINS GOALIE

MICHAEL VERNON
2

GOALTENDER	GP	MP	GA	GAA	W-L-T	SO	EN	GP	MP	GA	GAA	W-L	SO	EN
Michael Vernon	47	2795	146	3.13	23-14-9	1	2	6	342	19	3.33	2-3	3	1
Rick Wamsley	36	1969	107	3.26	18-8-6	0	0	1	49	9	11.02	0-1	0	0
Steve Guenette	2	119	8	4.03	1-1-0	0	0	-	-	-	-	-	-	-
TOTALS	80	4895	265	3.25	42-23-15	1	2	6	392	28	4.44	2-4	3	1

FIRST STANLEY CUP AND 2ND PRESIDENTS' TROPHY

Coach	Regular Season							Playoffs				
	GP	W	L	T	PTS	GF	GA	GP	W	L	GF	GA
Terry Crisp	80	54	17	9	117	354	226	22	16	6	82	55

1st Smythe Division, 1st Overall. Playoffs: Smythe Division Semi-Finals - defeated Vancouver 4-3; Smythe Division Finals - defeated Los Angeles 4-0; Campbell Conference Championships defeated Chicago 4-1; Stanley Cup Championship defeated Montreal 4-2.

	PLAYER	Regular Season					Playoffs								
		GP	G	A	PTS	PIM	GP	G	A	PTS	PIM				
MOST POINTS JOE MULLEN 110	Joe Mullen	79	51	59	110	16	21	16	8	24	4				
MOST GOALS JOE MULLEN JOE NIEUWENDYK 51	Hakan Loob	79	27	58	85	44	22	8	9	17	4				
	Doug Gilmour	72	26	59	85	44	22	11	11	22	20				
	Joe Nieuwendyk	77	51	31	82	40	22	10	4	14	10				
MOST ASSISTS JOE MULLEN DOUG GILMOUR 59	Al Macinnis	79	16	58	74	126	22	7	24	31	46				
	Gary Suter	63	13	49	62	78	5	0	3	3	10				
	Jiri Hrdina	70	22	32	54	26	4	0	0	0	0				
MOST PENALTY MINUTES TIM HUNTER 375	Joel Otto	72	23	30	53	213	22	6	13	19	46				
	Brian MacLennan	MIN	60	16	23	39	104	-	-	-	-	-			
	CGY	12	2	3	5	14	21	3	2	5	19				
MOST WINS GOALIE MICHAEL VERNON 37	TOTALS	72	18	26	44	118	21	3	2	5	19				
	Gary Roberts	71	22	16	38	250	22	5	7	12	57				
TROPHIES/AWARDS	Colin Patterson	74	14	24	38	56	22	3	10	13	24				
	Jim Peplinski	79	13	25	38	241	20	1	6	7	75				
CONN SMYTHE TROPHY AL MacINNIS	Theoren Fleury	36	14	20	34	46	22	5	6	11	24				
	Mark Hunter	66	22	8	30	194	10	2	2	4	23				
LADY BYNG JOE MULLEN	Jamie Macoun	72	8	19	27	76	22	3	6	9	30				
	Brad McCrimmon	72	5	17	22	96	22	0	3	3	30				
EMERY EDGE +/- JOE MULLEN	Dana Murzyn	63	3	19	22	142	21	0	3	3	20				
	Lanny McDonald	51	11	7	18	26	14	1	3	4	29				
MOLSON CUP JOE MULLEN	Rob Ramage	68	3	13	16	156	20	1	11	12	26				
	Tim Hunter	75	3	9	12	*375	19	0	4	4	32				
NHL ALL-STAR JOE MULLEN 1ST	Ric Nattress	38	1	8	9	47	19	0	3	3	20				
	AL MacINNIS	Perry Berezan	35	4	4	8	23	-	-	-	-	-			
2ND MICHAEL VERNON 2ND	Michael Vernon	52	0	4	4	18	22	0	0	0	14				
	Rick Lessard	6	0	1	1	2	-	-	-	-	-				
PLAYOFFS	Ken Sabourin	6	0	1	1	26	1	0	0	0	0				
	Brian Glynn	9	0	1	1	19	-	-	-	-	-				
MOST POINTS AL MacINNIS 31	Rick Wamsley	35	0	1	1	8	1	0	0	0	0				
	Rich Chernomaz	1	0	0	0	0	-	-	-	-	-				
MOST GOALS JOE MULLEN 16	Stu Grimson	1	0	0	0	5	-	-	-	-	-				
	Sergei Priakin	2	0	0	0	2	1	0	0	0	0				
MOST ASSISTS AL MacINNIS 24	Dave Reiersen	2	0	0	0	2	-	-	-	-	-				
	Paul Ranheim	5	0	0	0	0	-	-	-	-	-				
MOST PENALTY MINUTES JIM PEPLINSKI 75	Shane Churla	5	0	0	0	25	-	-	-	-	-				
	BENCH	-	-	-	-	10	-	-	-	-	-				
MOST WINS GOALIE MICHAEL VERNON 16	TOTALS	80	354	576	930	2444	22	82	138	220	563				
	GOALTENDER	GP	MP	GA	GAA	W-L-T	SO	EN	GP	MP	GA	GAA	W-L	SO	EN
	Michael Vernon	52	2938	130	2.65	37-6-5	0	0	22	1381	52	2.26	16-5	3	1
	Rick Wamsley	35	1927	95	2.96	17-11-4	2	1	1	20	2	6.00	0-1	0	0
	Steve Guenette	-	-	-	-	-	-	-	-	-	-	-	-	-	-
	TOTALS	80	4871	225	2.78	54-17-9	2	1	22	1401	54	2.36	16-6	3	1

1987-88

PRESIDENTS' TROPHY 1ST OVERALL

Coach	Regular Season							Playoffs				
	GP	W	L	T	PTS	GF	GA	GP	W	L	GF	GA
Terry Crisp	80	48	23	9	105	397	305	9	4	5	41	36

1st Smythe Division, 1st Overall. Playoffs: Smythe Division Semi-Finals - defeated Los Angeles 4-1;
Smythe Division Finals - lost to Edmonton 4-0.

PLAYER	Regular Season						Playoffs				
	GP	G	A	PTS	PIM		GP	G	A	PTS	PIM
Hakan Loob	80	50	56	106	47		9	1	9	10	6
Mike Bullard	79	48	55	103	68		6	0	2	2	6
Joe Nieuwendyk	75	51	41	92	23		8	3	4	7	2
Gary Suter	75	21	70	91	124		9	1	9	10	6
Joe Mullen	80	40	44	86	30		7	2	4	6	10
Al MacInnis	80	25	58	83	114		7	3	6	9	18
John Tonelli	74	17	41	58	84		6	2	5	7	8
Joel Otto	62	13	39	52	194		9	3	2	5	24
Jim Peplinski	75	20	31	51	234		9	0	5	5	45
Brett Hull	52	26	24	50	12		-	-	-	-	-
Rob Ramage	STL 67	8	34	42	127		-	-	-	-	-
	CGY 12	1	6	7	37		9	1	3	4	21
TOTALS	79	9	40	49	164		9	1	3	4	21
Brad McCrimmon	80	7	35	42	98		9	2	3	5	22
Carey Wilson	34	9	21	30	18		-	-	-	-	-
Gary Roberts	74	13	15	28	282		9	2	3	5	29
Lanny McDonald	60	10	13	23	57		9	3	1	4	6
Craig Cox	VAN 64	5	12	17	186		-	-	-	-	-
	CGY 7	2	3	5	32		2	1	0	1	16
TOTALS	71	7	15	22	218		2	1	0	1	16
Perry Berezan	29	7	12	19	66		8	0	2	2	13
Brian Glynn	67	5	14	19	87		1	0	0	0	0
Colin Patterson	39	7	11	18	28		9	1	0	1	8
Dana Murzyn	HFD 33	1	6	7	45		-	-	-	-	-
	CGY 41	6	5	11	94		5	2	0	2	13
TOTALS	74	7	11	18	139		5	2	0	2	13
Ric Nattress	63	2	13	15	37		6	1	3	4	0
Tim Hunter	68	8	5	13	337		9	4	0	4	32
Steve Baze	26	3	7	10	12		-	-	-	-	-
Neil Sheehy	36	2	6	8	73		-	-	-	-	-
Jiri Hrdina	9	2	5	7	2		1	0	0	0	0
Michael Vernon	64	0	7	7	47		9	0	2	2	2
Shane Churla	HFD 2	0	0	0	14		-	-	-	-	-
	CGY 29	1	5	6	132		7	0	1	1	17
TOTALS	31	1	5	6	146		7	0	1	1	17
Paul Reinhart	14	0	4	4	10		8	2	7	9	6
Kevan Guy	11	0	3	3	8		-	-	-	-	-
Doug Dadswell	25	0	2	2	2		-	-	-	-	-
Rich Chernomaz	2	1	0	1	0		-	-	-	-	-
Randy Bucyk	2	0	0	0	0		-	-	-	-	-
Bob Bodak	3	0	0	0	22		-	-	-	-	-
Rick Wamsley	STL 31	0	0	0	14		-	-	-	-	-
	CGY 2	0	0	0	0		1	0	0	0	0
TOTALS	33	0	0	0	14		1	0	0	0	0
BENCH	-	-	-	-	-		-	-	-	-	2
TOTALS	80	397	652	1049	2429		9	41	63	104	312

GOALTENDER	GP	MP	GA	GAA	W-L-T	SO	EN	GP	MP	GA	GAA	W-L	SO	EN
Rick Wamsley	STL 31	1818	103	3.40	13-16-1	0	0	-	-	-	-	-	-	-
	CGY 2	73	5	4.11	1-0-0	0	0	1	33	2	3.64	0-1	0	0
TOTALS	33	1891	108	3.43	14-16-1	0	0	1	33	2	3.64	0-1	0	0
Michael Vernon	64	3565	210	3.53	39-16-7	1	1	9	515	34	3.96	4-4	0	0
Doug Dadswell	25	1221	89	4.37	8-7-2	0	0	-	-	-	-	-	-	-
TOTALS	80	4859	304	3.75	48-23-9	1	1	9	548	36	3.94	4-5	0	0

MOST POINTS

HAKAN LOOB
106

MOST GOALS

JOE NIEUWENDYK
51

MOST ASSISTS

GARY SUTER
70

MOST PENALTY MINUTES

TIM HUNTER
337

MOST WINS GOALIE

MICHAEL VERNON
39

TROPHIES/AWARDS

CALDER TROPHY

NHL ROOKIE
ALL-STAR
JOE NIEUWENDYK

KING CLANCY

LANNY McDONALD

EMERY EDGE +/-

BRAD MCCRIMMON

MOLSON CUP

JOE MULLEN

NHL ALL-STAR

HAKAN LOOB
1ST
BRAD MCCRIMMON
2ND
GARY SUTER
2ND

PLAYOFFS

MOST POINTS

GARY SUTER
10

MOST GOALS

HAKAN LOOB
8

MOST ASSISTS

GARY SUTER
9

MOST PENALTY MINUTES

JIM PEPLINSKI
45

MOST WINS GOALIE

MICHAEL VERNON
4

1986-87

MULLEN CAPTURES LADY BYNG TROPHY

Coach	Regular Season							Playoffs				
	GP	W	L	T	PTS	GF	GA	GP	W	L	GF	GA
Bob Johnson	80	46	31	3	95	318	289	6	2	4	15	22

2nd Smythe Division, 3rd Overall. Playoffs: Smythe Division Semi-Finals - lost to Winnipeg 4-2.

		Regular Season					Playoffs									
	PLAYER	GP	G	A	PTS	PIM	GP	G	A	PTS	PIM					
MOST POINTS	JOE MULLEN	Joe Mullen	79	47	40	87	14	6	2	1	3	0				
	87	Al MacInnis	79	20	56	76	97	4	1	0	1	0				
MOST GOALS	Paul Reinhart	76	15	53	68	22	4	0	1	1	6					
	JOE MULLEN	Mike Bullard	PIT	14	2	10	17	-	-	-	-	-				
47		CGY	57	28	26	54	34	6	4	3	7	2				
		TOTALS	71	30	36	66	51	6	4	3	7	2				
MOST ASSISTS	AL MacINNIS	Carey Wilson	80	20	36	56	42	6	1	1	2	6				
	56	John Tonelli	78	20	31	51	72	3	0	0	0	2				
MOST PENALTY MINUTES	Joel Otto	68	19	31	50	185	2	0	2	2	6					
	TIM HUNTER	Jim Peplinski	80	18	32	50	181	6	1	0	1	24				
361		Gary Suter	68	9	40	49	70	6	0	3	3	10				
		Hakan Loob	68	18	26	44	26	5	1	2	3	0				
MOST WINS GOALIE	MICHAEL VERNON	Jamie Macoun	79	7	33	40	111	3	0	1	1	8				
	30	Steve Bozek	71	17	18	35	22	4	1	0	1	2				
TROPHIES/AWARDS		Brian Bradley	40	10	18	28	16	-	-	-	-	-				
		Lanny McDonald	58	14	12	26	54	5	0	0	0	2				
LADY BYNG	MOLSON CUP	Colin Patterson	68	13	13	26	41	6	0	2	2	2				
	JOE MULLEN	Tim Hunter	73	6	15	21	361	-	-	-	-	-				
PLAYOFFS		Gary Roberts	32	5	10	15	85	2	0	0	0	4				
		Dale DeGray	27	6	7	13	29	-	-	-	-	-				
MOST POINTS	MIKE BULLARD	Neil Sheehy	54	4	6	10	151	6	0	0	0	21				
	6	Dan Quinn	16	3	6	9	14	-	-	-	-	-				
MOST GOALS		Perry Berezan	24	5	3	8	24	2	0	2	2	7				
	MIKE BULLARD	Nick Fotiu	42	5	3	8	145	-	-	-	-	-				
4		Kari Eloranta	13	1	6	7	9	6	0	2	2	0				
		Joe Nieuwendyk	9	5	1	6	0	6	2	2	4	0				
MOST ASSISTS	GARY SUTER	Doug Risebrough	22	2	3	5	66	4	0	1	1	6				
	3	Kevan Guy	24	0	4	4	19	4	0	1	1	23				
MOST PENALTY MINUTES		Brian Engblom	32	0	4	4	28	-	-	-	-	-				
	TIM HUNTER	Paul Baxter	18	0	2	2	66	2	0	0	0	10				
51		Michael Vernon	54	0	2	2	14	5	0	0	0	0				
		Brett Hull	5	1	0	1	0	4	2	1	3	0				
MOST WINS GOALIE	MICHAEL VERNON	Doug Dadswell	2	0	0	0	0	-	-	-	-	-				
	2	Rejean Lemelin	34	0	0	0	20	2	0	1	1	0				
OVERTIME GOAL	MIKE BULLARD	TOTALS	80	318	538	856	2018	6	15	26	41	192				
	1	GOALTENDER	GP	MP	GA	GAA	W-L-T	SO	EN	GP	MP	GA	GAA	W-L	SO	EN
		Rejean Lemelin	34	1735	94	3.25	16-9-1	2	4	2	101	6	3.56	0-1	0	0
		Michael Vernon	54	2957	178	3.61	30-21-1	1	2	5	263	16	3.65	2-3	0	0
		Doug Dadswell	2	125	10	4.80	0-1-1	0	1	-	-	-	-	-	-	-
		TOTALS	80	4817	282	3.61	46-31-3	3	7	6	364	22	3.63	2-4	0	0

1985-86

FLAMES VS MONTREAL FOR STANLEY CUP

Coach	Regular Season						Playoffs					
	GP	W	L	T	PTS	GF	GA	GP	W	L	GF	GA
Bob Johnson	80	40	31	9	89	354	315	22	12	10	81	69

2nd Smythe Division, 6th Overall. Playoffs: Smythe Division Semi-Finals - defeated Winnipeg 3-0; Smythe Division Finals - defeated Edmonton 4-3; Conference Finals - defeated St. Louis 4-3; Stanley Cup Finals - lost to Montreal 4-1.

PLAYER		Regular Season					Playoffs							
		GP	G	A	PTS	PIM	GP	G	A	PTS	PIM			
Joe Mullen	STL	48	28	24	52	10	-	-	-	-	-			
	CGY	29	16	22	38	11	21	12	7	19	4			
	TOTALS	77	44	46	90	21	21	12	7	19	4			
Dan Quinn		78	30	42	72	44	18	8	7	15	10			
Lanny McDonald		80	28	43	71	44	22	11	7	18	30			
John Tonelli	NYI	65	20	41	61	50	-	-	-	-	-			
	CGY	9	3	4	7	10	22	7	9	16	49			
	TOTALS	74	23	45	68	60	22	7	9	16	49			
Gary Suter		80	18	50	68	141	10	2	8	10	8			
Al MacInnis		77	11	57	68	76	21	4	15	19	30			
Hakan Loob		68	31	36	67	36	22	4	10	14	6			
Joel Otto		79	25	34	59	188	22	5	10	15	80			
Jim Peplinski		77	24	35	59	214	22	5	9	14	107			
Carey Wilson		76	29	29	58	24	9	0	2	2	2			
Steve Bozek		64	21	22	43	24	14	2	6	8	32			
Doug Risebrough		62	15	28	43	169	22	7	9	16	38			
Perry Berezan		55	12	21	33	39	8	1	1	2	6			
Paul Reinhart		32	8	25	33	15	21	5	13	18	4			
Jamie Macoun		77	11	21	32	81	22	1	6	7	23			
Richard Kromm		63	12	17	29	31	-	-	-	-	-			
Colin Patterson		61	14	13	27	22	19	6	3	9	10			
Steve Konroyd		59	7	20	27	64	-	-	-	-	-			
Eddy Beers		33	11	10	21	8	-	-	-	-	-			
Neil Sheehy		65	2	16	18	271	22	0	2	2	79			
Tim Hunter		66	8	7	15	291	19	0	3	3	108			
Gino Cavallini		27	7	7	14	26	-	-	-	-	-			
Charlie Bourgeois		29	5	5	10	128	-	-	-	-	-			
Terry Johnson	STL	49	0	4	4	87	-	-	-	-	-			
	CGY	24	1	4	5	71	17	0	3	3	64			
TOTALS		73	1	8	9	158	17	0	3	3	64			
Paul Baxter		47	4	3	7	194	13	0	1	1	55			
Rejean Lemelin		60	0	5	5	10	3	0	1	1	0			
Rik Wilson	STL	32	0	4	4	48	-	-	-	-	-			
	CGY	2	0	0	0	0	-	-	-	-	-			
TOTALS		34	0	4	4	48	-	-	-	-	-			
Yves Courteau		4	1	1	2	0	1	0	0	0	0			
Brian Bradley		5	0	1	1	0	1	0	0	0	0			
Nick Fotiu		9	0	1	1	21	11	0	1	1	34			
Michael Vernon		18	0	1	1	4	21	0	1	1	0			
Robin Bartel		1	0	0	0	0	6	0	0	0	16			
Dale DeGray		1	0	0	0	0	-	-	-	-	-			
Mark Lamb		1	0	0	0	0	-	-	-	-	-			
Marc D'Amour		15	0	0	0	22	-	-	-	-	-			
Brett Hull		-	-	-	-	-	2	0	0	0	0			
TOTALS		80	354	580	934	2279	22	81	135	216	805			
GOALTENDER	GP	MP	GA	GAA	W-L-T	SO	EN	GP	MP	GA	GAA	W-L	SO	EN
Michael Vernon	18	921	52	3.39	9-3-3	1	0	21	1229	60	2.93	12-9	0	2
Marc D'Amour	15	560	32	3.43	2-4-2	0	0	-	-	-	-	-	-	-
Rejean Lemelin	60	3369	229	4.08	29-24-4	1	2	3	109	7	3.85	0-1	0	0
TOTALS	80	4850	313	3.87	40-31-9	2	2	22	1338	67	3.09	12-10	0	2

MOST POINTS

JOE MULLEN
90
(CALGARY 38,
ST. LOUIS 52)

MOST GOALS

JOE MULLEN
44
(CALGARY 16,
ST. LOUIS 28)

MOST ASSISTS

AL MACINNIS
57

MOST PENALTY MINUTES

TIM HUNTER
291

MOST WINS GOALIE

REJEAN LEMELIN
29

TROPHIES/AWARDS

CALDER TROPHY

NHL ROOKIE
ALL-STAR
GARY SUTER

MOLSON CUP

HAKAN LOOB

PLAYOFFS

MOST POINTS

JOE MULLEN
AL MACINNIS
19

MOST GOALS

JOE MULLEN
12

MOST ASSISTS

AL MACINNIS
15

MOST PENALTY MINUTES

TIM HUNTER
108

MOST WINS GOALIE

MICHAEL VERNON
12

OVERTIME GOAL

LANNY McDONALD
1

1984-85

NILSSON FINISHES WITH 99 POINTS

Coach	Regular Season							Playoffs				
	GP	W	L	T	PTS	GF	GA	GP	W	L	GF	GA
Bob Johnson	80	41	27	12	94	363	302	4	1	3	13	15

3rd Smythe Division, tied 6th Overall. Playoffs: Smythe Division Semi-Finals - lost to Winnipeg 3-1.

Regular Season							Playoffs									
	PLAYER	GP	G	A	PTS	PIM										
							GP	G	A	PTS	PIM					
MOST POINTS	KENT NILSSON	77	37	62	99	14	3	0	1	1	0					
	99	Hakan Loob	78	37	35	72	14	4	3	3	6	0				
MOST GOALS	Carey Wilson	74	24	48	72	27	4	0	0	0	0					
	KENT NILSSON	75	23	46	69	18	4	1	1	2	0					
	HAKAN LOOB	74	28	40	68	94	3	1	0	1	0					
	37	Eddy Beers	67	14	52	66	75	4	1	2	3	8				
MOST ASSISTS	Al MacInnis	74	20	38	58	22	3	0	0	0	0					
	KENT NILSSON	73	20	32	52	32	3	0	1	1	4					
	62	Richard Kromm	80	16	29	45	111	4	1	3	4	11				
	MOST PENALTY MINUTES	Colin Patterson	57	22	21	43	5	4	0	0	0	5				
	259	Mike Eaves	56	14	29	43	10	-	-	-	-	-				
	MOST WINS GOALIE	Jamie Macoun	70	9	30	39	67	4	1	0	1	4				
	30	Lanny McDonald	43	19	18	37	36	1	0	0	0	0				
	TROPHIES/AWARDS	Steve Bozek	54	13	22	35	6	3	1	0	1	4				
		Steve Tambellini	47	19	10	29	4	-	-	-	-	-				
	MOLSON CUP	Steve Konroyd	64	3	23	26	73	4	1	4	5	2				
	REJEAN LEMELIN	71	11	11	22	259	4	0	0	0	24					
	PLAYOFFS	Paul Baxter	70	5	14	19	126	4	0	1	1	18				
MOST POINTS	Gino Cavallini	27	6	10	16	14	3	0	0	0	4					
	HAKAN LOOB	65	2	11	13	39	-	-	-	-	-					
6	Kari Eloranta	15	7	5	12	49	4	0	3	3	12					
	MOST GOALS	Doug Risebrough	17	4	8	12	30	3	2	1	3	10				
HAKAN LOOB	Joel Otto	47	2	10	12	134	4	0	0	0	17					
	3	Charlie Bourgeois	31	3	4	7	109	-	-	-	-	-				
MOST ASSISTS	Neil Sheehy	9	3	2	5	4	2	1	0	1	4					
	STEVE KONROYD	10	1	4	5	0	-	-	-	-	-					
4	Perry Berezan	14	1	4	5	4	-	-	-	-	-					
	MOST PENALTY MINUTES	1	0	0	0	0	-	-	-	-	-					
	24	Don Edwards	34	0	0	0	4	-	-	-	-	-				
		Rejean Lemelin	56	0	0	0	4	4	0	0	0	0				
MOST WINS GOALIE		TOTALS	80	363	618	981	1384	4	13	20	33	127				
	1	GOALTENDER	GP	MP	GA	GAA	W-L-T	SO	EN	GP	MP	GA	GAA	W-L	SO	EN
		Rejean Lemelin	56	3176	183	3.46	30-12-10	1	3	4	248	14	3.39	1-3	1	1
		Don Edwards	34	1691	115	4.08	11-15-2	1	1	-	-	-	-	-	-	-
		TOTALS	80	4867	298	3.67	41-27-12	2	4	4	248	14	3.39	1-3	1	1

1983-84

FLAMES OPEN NEW HOME – SADDLEDOME

Coach	Regular Season							Playoffs				
	GP	W	L	T	PTS	GF	GA	GP	W	L	GF	GA
Bob Johnson	80	34	32	14	82	311	314	11	6	5	41	46

2nd Smythe Division, 10th Overall. Playoffs: Smythe Division Semi-Finals - defeated Vancouver 3-1;
Smythe Division Finals - lost to Edmonton 4-3.

PLAYER	Regular Season					Playoffs				
	GP	G	A	PTS	PIM	GP	G	A	PTS	PIM
Kent Nilsson	67	31	49	80	22	-	-	-	-	-
Eddy Beers	73	36	39	75	88	11	2	5	7	12
Lanny McDonald	65	33	33	66	64	11	6	7	13	6
Hakan Loob	77	30	25	55	22	11	2	3	5	2
Dan Quinn	54	19	33	52	20	8	3	5	8	4
Doug Risebrough	77	23	28	51	161	11	2	1	3	25
Mike Eaves	61	14	36	50	20	11	4	4	8	2
Al MacInnis	51	11	34	45	42	11	2	12	14	13
Kari Eloranta	78	5	34	39	44	6	0	2	2	2
Jim Peplinski	74	11	22	33	114	11	3	4	7	21
Jamie Macoun	72	9	23	32	97	11	1	0	1	0
Colin Patterson	56	13	14	27	15	11	1	1	2	6
Paul Baxter	74	7	20	27	182	11	0	2	2	37
Steve Tambellini	73	15	10	25	16	2	0	1	1	0
Richard Kromm	53	11	12	23	27	11	1	1	2	9
Paul Reinhart	27	6	15	21	10	11	6	11	17	2
Steve Bozek	46	10	10	20	16	10	3	1	4	15
Jim Jackson	49	6	14	20	13	6	1	1	2	4
Steve Konroyd	80	1	13	14	94	8	1	2	3	8
Dave Hindmarch	29	6	5	11	2	-	-	-	-	-
Tony Stiles	30	2	7	9	20	-	-	-	-	-
Jamie Hislop	27	1	8	9	2	-	-	-	-	-
Tim Hunter	43	4	4	8	130	7	0	0	0	21
Carey Wilson	15	2	5	7	2	6	3	1	4	2
Mickey Volcan	19	1	4	5	18	-	-	-	-	-
Charlie Bourgeois	17	1	3	4	35	8	0	1	1	27
Bruce Eakin	7	2	1	3	4	-	-	-	-	-
Kari Jalonen	9	0	3	3	0	-	-	-	-	-
Rejean Lemelin	51	0	3	3	6	8	0	0	0	0
Keith Hanson	25	0	2	2	77	-	-	-	-	-
Don Edwards	41	0	2	2	2	6	0	0	0	0
Neil Sheehy	1	1	0	1	2	4	0	0	0	4
Danny Bolduc	2	0	1	1	0	1	0	0	0	0
Michael Vernon	1	0	0	0	0	-	-	-	-	-
Jeff Brubaker	4	0	0	0	19	-	-	-	-	-
TOTALS	80	311	512	823	1386	11	41	65	106	222

GOALTENDER	GP	MP	GA	GAA	W-L-T	SO	EN	GP	MP	GA	GAA	W-L	SO	EN
Rejean Lemelin	51	2568	150	3.50	21-12-9	0	0	8	448	32	4.29	2-1	0	1
Don Edwards	41	2303	157	4.09	13-19-5	0	3	6	217	12	3.32	4-4	0	1
Michael Vernon	1	11	4	21.82	0-1-0	0	0	-	-	-	-	-	-	-
TOTALS	80	4882	311	3.82	34-32-14	0	3	11	665	46	4.15	6-5	0	2

MOST POINTS
KENT NILSSON
80

MOST GOALS
EDDY BEERS
36

MOST ASSISTS
KENT NILSSON
49

MOST PENALTY MINUTES
PAUL BAXTER
182

MOST WINS GOALIE
REJEAN LEMELIN
21

TROPHIES/AWARDS

NHL ROOKIE
ALL-STAR
HAKAN LOOB
JAMIE MACCOUN

MOLSON CUP
REJEAN LEMELIN

PLAYOFFS

MOST POINTS
PAUL REINHART
17

MOST GOALS
PAUL REINHART
LANNY McDONALD
6

MOST ASSISTS
AL MacINNIS
12

MOST PENALTY MINUTES
PAUL BAXTER
37

MOST WINS GOALIE
REJEAN LEMELIN
4

OVERTIME GOALS
CAREY WILSON
LANNY McDONALD
1

1982-83

JOHNSON NEW COACH, LANNY 66 GOALS

Coach	Regular Season							Playoffs				
	GP	W	L	T	PTS	GF	GA	GP	W	L	GF	GA
Bob Johnson	80	32	34	14	78	321	317	9	4	5	30	49

2nd Smythe Division, 12th Overall. Playoffs: Smythe Division Semi-Finals defeated Vancouver 3-1;
Smythe Division Finals - lost to Edmonton 4-1.

	Regular Season						Playoffs				
	PLAYER	GP	G	A	PTS	PIM	GP	G	A	PTS	PIM
MOST POINTS KENT NILSSON 104	Kent Nilsson	80	46	58	104	10	9	1	11	12	2
MOST GOALS LANNY McDONALD 66	Lanny McDonald	80	*66	32	98	90	7	3	4	7	19
	Paul Reinhart	78	17	58	75	28	9	6	3	9	2
	Guy Chouinard	80	13	59	72	18	9	1	6	7	4
MOST ASSISTS GUY CHOUINARD 59	Doug Risebrough	71	21	37	58	138	9	1	3	4	18
	Mel Bridgeman	79	19	31	50	103	9	3	4	7	33
MOST PENALTY MINUTES DOUG RISEBROUGH 138	Kari Eloranta	80	4	40	44	43	9	1	3	4	17
	Jim Peplinski	80	15	26	41	134	8	1	1	2	45
	Kevin LaVallee	60	19	16	35	17	8	1	3	4	4
MOST WINS GOALIE REJEAN LEMELIN DON EDWARDS 16	Jamie Hislop	79	14	19	33	17	9	0	2	2	6
	Phil Russell	78	13	18	31	112	9	1	4	5	24
	Eddy Beers	41	11	15	26	21	8	1	1	2	27
TROPHIES/AWARDS	Dave Hindmarch	60	11	12	23	23	4	0	0	0	4
NHL 2ND ALL-STAR	Jim Jackson	48	8	12	20	7	8	2	1	3	2
MASTERTON TROPHY	Steve Christoff	45	9	8	17	4	1	0	0	0	0
MOLSON CUP	Steve Konroyd	79	4	13	17	73	9	2	1	3	18
LANNY McDONALD	Richie Dunn	80	3	11	14	47	9	1	1	2	8
	Carl Mokosak	41	7	6	13	87	-	-	-	-	-
PLAYOFFS	Kari Jalonen	25	9	3	12	4	5	1	0	1	0
MOST POINTS KENT NILSSON 12	Greg Meredith	35	5	4	9	8	5	3	1	4	4
	Charlie Bourgeois	15	2	3	5	21	-	-	-	-	-
MOST GOALS PAUL REINHART 6	Jamie Macoun	22	1	4	5	25	9	0	2	2	8
	Rejean Lemelin	39	0	5	5	7	7	0	0	0	0
	Al MacInnis	14	1	3	4	9	-	-	-	-	-
MOST ASSISTS KENT NILSSON 11	Pierre Rioux	14	1	2	3	4	-	-	-	-	-
	Denis Cyr	11	1	1	2	0	-	-	-	-	-
MOST PENALTY MINUTES TIM HUNTER 70	Tim Hunter	16	1	0	1	54	9	1	0	1	70
	Pat Ribble	28	0	1	1	18	-	-	-	-	-
	Don Edwards	39	0	1	1	0	5	0	0	0	0
MOST WINS GOALIE REJEAN LEMELIN 3	Michael Vernon	2	0	0	0	0	-	-	-	-	-
	Howard Walker	3	0	0	0	7	-	-	-	-	-
	Tim Harrer	3	0	0	0	2	-	-	-	-	-
OVERTIME GOALS EDDY BEERS GREG MEREDITH 1	Gord Hampson	4	0	0	0	5	-	-	-	-	-
	Tim Bernhardt	6	0	0	0	0	-	-	-	-	-
	BENCH	-	-	-	-	-	-	-	-	-	2
TOTALS		80	321	498	819	1156	9	30	51	81	317

GOALTENDER	GP	MP	GA	GAA	W-L-T	SO	EN	GP	MP	GA	GAA	W-L	SO	EN
Rejean Lemelin	39	2211	133	3.61	16-12-8	0	3	7	327	27	4.95	3-3	0	0
Don Edwards	39	2209	148	4.02	16-15-6	1	1	5	226	22	5.84	1-2	0	0
Tim Bernhardt	6	280	21	4.50	0-5-0	0	0	-	-	-	-	-	-	-
Michael Vernon	2	100	11	6.60	0-2-0	0	0	-	-	-	-	-	-	-
TOTALS	80	4800	313	3.91	32-34-14	1	4	9	553	49	5.32	4-5	0	0

1981-82

LANNY A FLAME, RUSSELL NAMED CAPTAIN

Coach	Regular Season							Playoffs				
	GP	W	L	T	PTS	GF	GA	GP	W	L	GF	GA
Al MacNeil	80	29	34	17	75	334	345	3	0	3	5	10

3rd Smythe Division, 12th Overall. Playoffs: Smythe Division Semi-Finals - lost to Vancouver 3-0.

PLAYER	Regular Season						Playoffs				
	GP	G	A	PTS	PIM		GP	G	A	PTS	PIM
Mel Bridgeman	PHI	9	7	5	12	47	-	-	-	-	-
	CGY	63	26	49	75	94	3	2	0	2	14
	TOTALS	72	33	54	87	141	3	2	0	2	14
Lanny McDonald	COL	16	6	9	15	20	-	-	-	-	-
	CGY	55	34	33	67	37	3	0	1	1	6
	TOTALS	71	40	42	82	57	3	0	1	1	6
Guy Chouinard		64	23	57	80	12	3	0	1	1	0
Pekka Rautakallio		80	17	51	68	40	3	0	0	0	0
Jim Peplinski		74	30	37	67	115	3	1	0	1	13
Kevin LaVallee		75	32	29	61	30	3	0	0	0	7
Paul Reinhart		62	13	48	61	17	3	0	1	1	2
Willi Plett		78	21	36	57	288	3	1	2	3	39
Kent Nilsson		41	26	29	55	8	3	0	3	3	2
Ken Houston		70	22	22	44	91	3	1	0	1	4
Jamie Hilsop		80	16	25	41	35	3	0	0	0	0
Phil Russell		71	4	25	29	110	3	0	1	1	2
Gary McAdam		46	12	15	27	18	3	0	0	0	0
Denis Cyr		45	12	10	22	13	-	-	-	-	-
Dan Labraaten		43	10	12	22	6	3	0	0	0	0
Bob Murdoch		73	3	17	20	76	3	0	0	0	0
Don Lever		23	8	11	19	6	-	-	-	-	-
Steve Konroyd		63	3	14	17	78	3	0	0	0	12
Bill Clement		69	4	12	16	28	3	0	0	0	2
Charlie Bourgeois		54	2	13	15	112	3	0	0	0	7
Bob MacMillan		23	4	7	11	14	-	-	-	-	-
Eric Vail		6	4	1	5	0	-	-	-	-	-
Kari Eloranta		19	0	5	5	14	-	-	-	-	-
Pat Rigglin		52	0	5	5	4	3	0	0	0	0
Dave Hindmarch		9	3	0	3	0	-	-	-	-	-
Bob Gould		16	3	0	3	4	-	-	-	-	-
Pat Ribble	WSH	12	1	2	3	14	-	-	-	-	-
	CGY	3	0	0	0	2	-	-	-	-	-
	TOTALS	15	1	2	3	16	-	-	-	-	-
Eddy Beers		5	1	1	2	21	-	-	-	-	-
Mike Dwyer		5	0	2	2	0	-	-	-	-	-
Gord Wappel		11	1	0	1	6	-	-	-	-	-
Carl Mokosak		1	0	1	1	0	-	-	-	-	-
Brad Marsh		17	0	1	1	10	-	-	-	-	-
Rejean Lemelin		34	0	1	1	0	-	-	-	-	-
Randy Turnbull		1	0	0	0	2	-	-	-	-	-
Bruce Eakin		1	0	0	0	0	-	-	-	-	-
Bobby Lalonde		1	0	0	0	0	-	-	-	-	-
Tim Hunter		2	0	0	0	9	-	-	-	-	-
Al MacInnis		2	0	0	0	0	-	-	-	-	-
Randy Holt		8	0	0	0	9	-	-	-	-	-
BENCH		-	-	-	-	-	-	-	-	-	2
TOTALS		80	334	569	903	1291	3	5	9	14	112

GOALTENDER	GP	MP	GA	GAA	W-L-T	SO	EN	GP	MP	GA	GAA	W-L	SO	EN
Pat Rigglin	52	2934	207	4.23	19-19-11	2	1	3	194	10	3.09	0-3	0	0
Rejean Lemelin	34	1866	135	4.34	10-15-6	0	2	-	-	-	-	-	-	-
TOTALS	80	4800	342	4.28	29-34-17	2	3	3	194	10	3.09	0-3	0	0

MOST POINTS

MEL BRIDGEMAN
87
(CALGARY 75,
PHILADELPHIA 12)

MOST GOALS

LANNY McDONALD
40
(CALGARY 34,
COLORADO 6)

MOST ASSISTS

GUY CHOUINARD
57

MOST PENALTY MINUTES

WILLI PLETT
288

MOST WINS GOALIE

PAT RIGGIN
19

TROPHIES/AWARDS

MOLSON CUP

PAT RIGGIN

PLAYOFFS

MOST POINTS

WILLI PLETT
KENT NILSSON
3

MOST GOALS

MEL BRIDGEMAN
2

MOST ASSISTS

KENT NILSSON
3

MOST PENALTY MINUTES

WILLI PLETT
39

1980-81

FLAMES AND NHL COME TO CALGARY

Coach	Regular Season							Playoffs				
	GP	W	L	T	PTS	GF	GA	GP	W	L	GF	GA
Al MacNeil	80	39	27	14	92	329	298	16	9	7	56	60

3rd Patrick Division, 7th Overall. Playoffs: Preliminary Round - defeated Chicago 3-0;
Quarter-Finals - defeated Philadelphia 4-3; Stanley Cup Semi-Finals - lost to Minnesota 4-2.

	PLAYER	Regular Season					Playoffs				
		GP	G	A	PTS	PIM	GP	G	A	PTS	PIM
MOST POINTS KENT NILSSON 131	Kent Nilsson	80	49	*82	*131	26	16	3	14	17	4
	Guy Chouinard	52	31	52	83	24	16	3	14	17	4
MOST GOALS KENT NILSSON 49	Willi Plett	78	38	30	68	239	15	8	4	12	89
	Paul Reinhart	74	18	49	67	52	16	1	14	15	16
MOST ASSISTS KENT NILSSON 82	Eric Vail	64	28	36	64	23	6	0	0	0	0
	Bob MacMillan	77	28	35	63	47	16	8	6	14	7
	Don Lever	62	26	31	57	56	16	4	7	11	20
MOST PENALTY MINUTES WILLI PLETT 239	Jamie Hislop	QUE	50	19	22	41	15	-	-	-	-
	CGY	29	6	9	15	11	16	3	0	3	5
	TOTALS	79	25	31	56	26	16	3	0	3	5
MOST WINS GOALIE PAT RIGGIN 21	Pekka Rautakallio	76	11	45	56	64	16	2	4	6	6
	Jim Peplinski	80	13	25	38	108	16	2	3	5	11
TROPHIES/AWARDS	Kevin LaVallee	77	15	20	35	16	8	2	3	5	4
MOLSON CUP KENT NILSSON	Bill Clement	78	12	20	32	33	16	2	1	3	6
	Ken Houston	42	15	15	30	93	16	7	8	15	30
PLAYOFFS	Phil Russell	80	6	23	29	104	16	2	7	9	29
	Don Labraaten	DET	44	3	8	11	12	-	-	-	-
	CGY	27	9	7	16	13	5	1	0	1	4
MOST POINTS GUY CHOUINARD 17	TOTALS	71	12	15	27	25	5	1	0	1	4
	Bob Murdoch	74	3	19	22	54	16	1	4	5	36
MOST GOALS BOB MacMILLAN WILLI PLETT 8	Brad Marsh	80	1	12	13	87	16	0	5	5	8
	Bert Wilson	50	5	7	12	94	1	0	0	0	0
MOST ASSISTS GUY CHOUINARD PAUL REINHART 14	Brad Smith	45	7	4	11	65	-	-	-	-	-
	Alex McKendry	36	3	6	9	19	-	-	-	-	-
MOST PENALTY MINUTES WILLI PLETT 89	Earl Ingarfield	16	2	3	5	6	-	-	-	-	-
	Denis Cyr	10	1	4	5	0	-	-	-	-	-
MOST WINS GOALIE PAT RIGGIN 6	Randy Holt	48	0	5	5	165	13	2	2	4	52
	Don Bouchard	14	0	4	4	6	-	-	-	-	-
OVERTIME GOAL WILLI PLETT 1	Dave Hindmarch	1	1	0	1	0	6	0	0	0	2
	Greg Meredith	3	1	0	1	0	-	-	-	-	-
	Mike Dwyer	4	0	1	1	4	1	1	0	1	0
	Gord Wappel	7	0	1	1	4	-	-	-	-	-
	Rejean Lemelin	29	0	1	1	2	6	0	0	0	0
	Pat Riggins	42	0	1	1	7	11	0	0	0	0
	Tony Curtale	2	0	0	0	0	-	-	-	-	-
	Bob Gould	3	0	0	0	0	11	3	1	4	4
	Steve Konroyd	4	0	0	0	4	-	-	-	-	-
	TOTALS	80	329	547	876	1426	16	55	92	147	335

GOALTENDER	GP	MP	GA	GAA	W-L-T	SO	EN	GP	MP	GA	GAA	W-L	SO	EN
Rejean Lemelin	29	1629	88	3.24	14-6-7	2	2	6	366	22	3.61	3-3	0	0
Pat Riggins	42	2411	154	3.83	21-16-4	0	2	11	629	37	3.53	6-4	0	1
Don Bouchard	14	760	51	4.06	4-5-3	0	0	-	-	-	-	-	-	-
TOTALS	80	4800	298	3.73	39-27-14	2	4	16	985	59	3.59	9-7	0	1



ATLANTA FLAMES 1972-80



SEASON	COACH	GP	W	L	T	GF	GA	PTS	FINISHED	PLAYOFF RESULT
1972-73	Bernie Geoffrion	78	25	38	15	191	239	65	7th West Div.	Did Not Qualify
1973-74	Bernie Geoffrion	78	30	34	14	214	238	74	4th West Div.	Lost Quarter-Final
1974-75	Bernie Geoffrion/ Fred Creighton	80	34	31	15	243	233	83	4th Patrick Div.	Did Not Qualify
1975-76	Fred Creighton	80	35	33	12	262	237	82	3rd Patrick Div.	Lost Prelim. Round
1976-77	Fred Creighton	80	34	34	12	264	265	80	3rd Patrick Div.	Lost Prelim. Round
1977-78	Fred Creighton	80	34	27	19	274	252	87	3rd Patrick Div.	Lost Prelim. Round
1978-79	Fred Creighton	80	41	31	8	327	280	90	4th Patrick Div.	Lost Prelim. Round
1979-80	Al MacNeil	80	35	32	13	282	269	83	4th Patrick Div.	Lost Prelim. Round

ATLANTA FLAMES TOP 50 CAREER SCORING

PLAYER	GP	G	A	PTS	PIM	PLAYER	GP	G	A	PTS	PIM
Lysiak, Tom	445	155	276	431	329	Gibbs, Barry	208	13	55	68	218
Vail, Eric	469	174	209	383	223	Stewart, John	142	35	32	67	71
Chouinard, Guy	318	126	168	294	56	Boldirev, Ivan	65	22	32	54	26
Bennett, Curt	405	126	140	266	190	Rochefort, Leon	110	19	30	49	23
MacMillan, Bob	208	90	131	221	50	St. Sauveur, Claude	79	24	24	48	23
Comeau, Rey	468	88	126	214	153	Flett, Bill	102	27	21	48	36
Houston, Ken	350	91	108	199	332	Lemieux, Jean	140	10	38	48	35
Clement, Bill	297	69	107	176	136	Reinhart, Paul	79	9	38	47	31
Plett, Willi	296	91	83	174	738	Price, Noel	199	5	40	45	160
Manery, Randy	377	30	142	172	242	Harvey, Buster	80	17	27	44	16
Romanchych, Larry	288	68	95	163	100	Russell, Phil	93	6	37	43	143
Leiter, Bobby	234	64	81	145	41	Ribble, Pat	172	12	30	42	168
Kea, Ed	316	22	92	114	283	Meehan, Gerry	62	11	30	41	8
Pronovost, Jean	155	52	58	110	42	Simpson, Robert	127	23	18	41	94
Richard, Jacques	215	57	46	103	108	Kryskow, Dave	79	15	25	40	65
McCreary, Keith	231	49	50	99	91	Hextall, Bryan Jr.	114	20	20	40	117
Quinn, Pat	374	12	87	99	555	Hicke, Ernie	58	14	23	37	37
Lalonde, Bobby	154	38	56	94	54	Murdoch, Bob	115	10	27	37	72
Nilsson, Kent	80	40	53	93	10	Laurence, Red	59	14	20	34	6
Mulhern, Richard	207	25	67	92	153	Unger, Garry	79	17	16	33	39
Graves, Hilliard	172	37	54	91	63	Rota, Darcy	57	19	13	32	70
Ecclestone, Tim	220	28	62	90	92	Lever, Don	28	14	16	30	4
Gould, John	194	35	50	85	47	Marsh, Brad	160	2	28	30	220
Phillipoff, Harold	118	26	53	79	241	Routakallio, Pekka	79	5	25	30	18
Shand, Dave	288	14	63	77	324	MacMillan, Billy	78	10	15	25	52

ATLANTA FLAMES GOALTENDING STATS

GOALIE	GP	MIN	W	L	T	GA	SO	GAA
Bouchard, Dan	384	22093	164	134	72	1103	20	3.00
Myre, Phil	211	12230	76	95	32	653	11	3.20
Riggin, Pat	25	1368	11	9	2	73	2	3.20
Lemelin, Reggie	21	1144	8	10	1	70	0	3.67
Belanger, Yves	22	1119	8	10	0	76	1	4.08
Craig, Jim	4	206	1	2	1	13	0	3.79

GAME-BY-GAME RESULTS

2010-11

	DATE	OPP.	RESULT	RECORD	PTS
1	Oct. 7	at EDM	0-4 L	0-1-0-0	0
2	Oct. 10	vs. LA	3-1 W	1-1-0-0	2
3	Oct. 14	vs. FLA	0-3 L	1-2-0-0	2
4	Oct. 16	vs. EDM	5-3 W	2-2-0-0	4
5	Oct. 19	at NSH	1-0 W(OT)	3-2-0-0	4
6	Oct. 21	at DET	2-4 L	3-3-0-0	6
7	Oct. 22	at CLB	6-2 W	4-3-0-0	8
8	Oct. 24	vs. SJ	4-0 W	5-3-0-0	10
9	Oct. 26	vs. EDM	4-4 W(SO)	6-3-0-0	12
10	Oct. 28	vs. COL	5-6 L	6-4-0-0	12
11	Oct. 30	vs. WSH	2-7 L	6-5-0-0	12
12	Nov. 3	vs. DET	1-2 L	6-6-0-0	12
13	Nov. 5	at MIN	1-2 L	6-7-0-0	12
14	Nov. 9	at COL	4-2 W	7-7-0-0	14
15	Nov. 12	at PHX	4-5 L	7-8-0-0	14
16	Nov. 13	at SJ	3-4 L	7-9-0-0	14
17	Nov. 17	vs. PHX	1-3 L	7-10-0-0	14
18	Nov. 19	vs. CHI	7-2 W	8-10-0-0	16
19	Nov. 21	at DET	4-5 OTL	8-10-1-0	17
20	Nov. 22	at NYR	1-2 L	8-11-1-0	17
21	Nov. 24	at NJ	1-2 L(SO)	8-11-1-1	18
22	Nov. 26	at PHI	3-2 W(SO)	9-11-1-1	20
23	Nov. 27	at PIT	1-4 L	9-12-1-1	20
24	Nov. 29	vs. MIN	3-0 W	10-12-1-1	22
25	Dec. 1	vs. VAN	2-7 L	10-13-1-1	22
26	Dec. 3	at MIN	3-2 W(SO)	11-13-1-1	24
27	Dec. 5	at CHI	2-4 L	11-14-1-1	24
28	Dec. 7	vs. TB	4-2 W	12-14-1-1	26
29	Dec. 9	at LA	1-2 L	12-15-1-1	26
30	Dec. 10	at ANA	2-3 L(SO)	12-15-2-1	27
31	Dec. 13	vs. CLB	3-2 W(OT)	13-15-2-1	29
32	Dec. 16	vs. TOR	5-2 W	14-15-2-1	31
33	Dec. 18	vs. MIN	1-3 L	14-16-2-1	31
34	Dec. 20	at MIN	1-4 L	14-17-2-1	31
35	Dec. 21	at CLB	1-3 L	14-18-2-1	31
36	Dec. 23	at DAL	3-2 W(SO)	15-18-2-1	33
37	Dec. 27	vs. BUF	5-2 W	16-18-2-1	35
38	Dec. 31	vs. COL	3-2 W	17-18-2-1	37
39	Jan. 1	at EDM	2-1 W	18-18-2-1	39
40	Jan. 3	vs. NYI	2-5 L	18-19-2-1	39
41	Jan. 5	at VAN	1-3 L	18-20-2-1	39
42	Jan. 7	vs. DET	4-5 L(SO)	18-20-3-1	40
43	Jan. 11	at CAR	5-6 L(SO)	18-20-4-1	41
44	Jan. 14	at OTT	3-2 W	19-20-4-1	43
45	Jan. 15	at TOR	2-1 W(SO)	20-20-4-1	45
46	Jan. 17	vs. MTL	4-5 OTL	20-20-2-4	46
47	Jan. 19	vs. MIN	0-6 L	20-21-2-4	46
48	Jan. 21	vs. DAL	7-4 W	21-21-2-4	48
49	Jan. 22	at VAN	4-3 W(SO)	22-21-2-4	50
50	Jan. 24	vs. NSH	3-1 W	23-21-2-4	52
51	Jan. 26	vs. STL	4-1 W	24-21-2-4	54
52	Feb. 1	at NSH	3-2 W(SO)	25-21-2-4	56
53	Feb. 3	at ATL	4-2 W	26-21-2-4	58
54	Feb. 5	vs. LA	3-4 L(SO)	26-21-2-5	59
55	Feb. 7	vs. CHI	3-1 W	27-21-2-5	61
56	Feb. 9	vs. OTT	5-2 W	28-21-2-5	63
57	Feb. 11	vs. ANA	4-5 OTL	28-21-3-5	64
58	Feb. 12	at VAN	2-4 L	28-22-3-5	64
59	Feb. 14	at COL	9-1 W	29-22-3-5	66
60	Feb. 16	vs. DAL	4-2 W	30-22-3-5	68
61	Feb. 20	vs. MTL	4-0 W	31-22-3-5	70
62	Feb. 22	vs. BOS	1-3 L	31-23-3-5	70
63	Feb. 25	vs. SJ	3-4 L(SO)	31-23-3-6	71
64	Feb. 27	vs. STL	3-1 W	32-23-3-6	73
65	Mar. 1	at STL	6-0 W	33-23-3-6	75
66	Mar. 2	at CHI	4-6 L	33-24-3-6	75
67	Mar. 4	vs. CLB	4-3 W	34-24-3-6	77
68	Mar. 6	vs. NSH	3-2 W	35-24-3-6	79
69	Mar. 9	at PHX	4-3 W(SO)	36-24-3-6	81
70	Mar. 10	at DAL	0-3 L	36-25-3-6	81
71	Mar. 12	vs. VAN	3-4 L	36-26-3-6	81
72	Mar. 15	vs. PHX	3-4 L	36-27-3-6	81
73	Mar. 17	vs. COL	5-2 W	37-27-3-6	83
74	Mar. 20	at ANA	4-5 OTL	37-27-4-6	84
75	Mar. 21	at LA	1-2 L(SO)	37-27-4-7	85
76	Mar. 23	at SJ	3-6 L	37-28-4-7	85
77	Mar. 26	vs. EDM	5-4 W(SO)	38-28-4-7	87
78	Mar. 30	vs. ANA	2-4 L	38-29-4-7	87
79	Apr. 1	at STL	3-2 W	39-29-4-7	89
80	Apr. 3	vs. COL	2-1 W	40-29-4-7	91
81	Apr. 6	vs. EDM	6-1 W	41-29-4-7	93
82	Apr. 9	vs. VAN	2-3 OTL	41-29-5-7	94

2009-10

	DATE	OPP.	RESULT	RECORD	PTS
1	Oct. 1	vs. VAN	5-3 W	1-0-0-0	2
2	Oct. 3	at EDM	4-3 W	2-0-0-0	4
3	Oct. 6	vs. MTL	4-3 W	3-0-0-0	6
4	Oct. 8	at EDM	4-3 W(SO)	4-0-0-0	8
5	Oct. 9	vs. DAL	2-5 L	4-1-0-0	8
6	Oct. 12	at CHI	5-6 OTL	4-1-1-0	9
7	Oct. 13	at CLB	1-2 L	4-2-1-0	9
8	Oct. 16	vs. VAN	5-3 W	5-2-1-0	11
9	Oct. 20	vs. CLB	6-3 W	6-2-1-0	13
10	Oct. 24	vs. EDM	5-2 W	7-2-1-0	15
11	Oct. 28	vs. COL	2-3 L	7-3-1-0	15
12	Oct. 31	vs. DET	1-3 L	7-4-1-0	15
13	Nov. 4	at DAL	3-2 W(OT)	8-4-1-0	17
14	Nov. 5	at STL	2-1 W(OT)	9-4-1-0	19
15	Nov. 7	vs. NYR	3-1 W	10-4-1-0	21
16	Nov. 10	at MTL	1-0 W	11-4-1-0	23
17	Nov. 13	at BUF	1-2 L(SO)	11-4-1-1	24
18	Nov. 14	at TOR	5-2 W	12-4-1-1	26
19	Nov. 17	vs. COL	2-3 L	12-5-1-1	26
20	Nov. 19	vs. CHI	1-7 L	12-6-1-1	26
21	Nov. 21	at LA	5-2 W	13-6-1-1	28
22	Nov. 23	at ANA	2-3 L(SO)	13-6-1-2	29
23	Nov. 25	vs. PHX	2-1 W	14-6-1-2	31
24	Nov. 27	vs. DET	3-0 W	15-6-1-2	33
25	Nov. 28	at CLB	4-3 W(SO)	16-6-1-2	35
26	Nov. 30	at NSH	5-0 W	17-6-1-2	37
27	Dec. 3	at PHX	1-2 L	17-7-1-2	37
28	Dec. 5	at SJ	2-1 W	18-7-1-2	39
29	Dec. 7	at LA	1-2 L	18-8-1-2	39
30	Dec. 9	vs. ATL	3-1 W	19-8-1-2	41
31	Dec. 11	vs. MIN	1-2 OTL	19-8-2-2	42
32	Dec. 13	at COL	2-3 L	19-9-2-2	42
33	Dec. 15	at STL	3-4 L	19-10-2-2	44
34	Dec. 17	vs. LA	2-1 W	20-10-2-2	44
35	Dec. 19	vs. NSH	3-5 L	20-11-2-2	44
36	Dec. 23	vs. STL	1-2 L(SO)	20-12-2-3	45
37	Dec. 27	vs. VAN	1-5 L	20-12-2-3	45
38	Dec. 28	at EDM	4-1 W	21-12-2-3	47
39	Dec. 30	vs. LA	2-1 W	22-12-2-3	49
40	Dec. 31	vs. EDM	2-1 W	23-12-2-3	51
41	Jan. 2	vs. TOR	3-1 W	24-12-2-3	53
42	Jan. 5	at NSH	3-1 W	25-12-2-3	55
43	Jan. 6	at MIN	1-4 L	25-13-2-3	55
44	Jan. 8	vs. CLB	2-3 L	25-14-2-3	55
45	Jan. 9	at VAN	3-2 W(SO)	26-14-2-3	57
46	Jan. 11	vs. COL	2-3 L(SO)	26-14-2-4	58
47	Jan. 13	vs. PIT	1-3 L	26-15-2-4	58
48	Jan. 15	vs. NSH	0-1 L	26-16-2-4	58
49	Jan. 17	at ANA	4-5 L	26-17-2-4	58
50	Jan. 18	at SJ	1-9 L	26-18-2-4	58
51	Jan. 21	vs. CHI	1-3 L	26-19-2-4	58
52	Jan. 25	vs. STL	0-2 L	26-20-2-4	58
53	Jan. 27	at DAL	3-4 L(SO)	26-20-2-5	59
54	Jan. 28	at PHX	2-3 L(SO)	26-20-2-6	60
55	Jan. 30	vs. EDM	6-1 W	27-20-2-6	62
56	Feb. 1	vs. PHI	0-3 L	27-21-2-6	62
57	Feb. 3	vs. CAR	4-1 W	28-21-2-6	64
58	Feb. 5	vs. FLA	2-1 W	29-21-2-6	66
59	Feb. 6	vs. TB	1-2 OTL	29-21-3-6	67
60	Feb. 9	vs. OTT	2-3 W	29-22-3-6	69
61	Feb. 11	vs. DAL	1-3 L	29-23-3-6	69
62	Feb. 13	vs. ANA	3-1 W	30-23-3-6	71
63	Mar. 3	vs. MIN	0-4 L	30-24-3-6	71
64	Mar. 5	vs. NJ	5-3 W	31-24-3-6	73
65	Mar. 7	at MIN	5-2 W	32-24-3-6	75
66	Mar. 9	at DET	4-2 W	33-24-3-6	77
67	Mar. 11	vs. OTT	2-0 W	34-24-3-6	77
68	Mar. 14	at VAN	1-3 L	34-25-3-6	77
69	Mar. 15	vs. DET	1-2 L	34-26-3-6	79
70	Mar. 17	at COL	3-2 W	35-26-3-6	79
71	Mar. 19	vs. SJ	4-3 W	36-26-3-6	81
72	Mar. 21	at MIN	3-4 L	36-27-3-6	81
73	Mar. 23	vs. ANA	3-1 W	37-27-3-6	83
74	Mar. 25	at NYI	2-3 L	37-28-3-6	83
75	Mar. 27	at BOS	0-5 L	37-29-3-6	83
76	Mar. 28	at WSH	5-3 W	38-29-3-6	85
77	Mar. 31	vs. PHX	2-1 W	39-29-3-6	87
78	Apr. 2	at COL	2-1 W	40-29-3-6	89
79	Apr. 4	at CHI	1-4 L	40-30-3-6	89
80	Apr. 6	vs. SJ	1-2 L	40-31-3-6	90
81	Apr. 8	vs. MIN	1-2 L(SO)	40-31-3-7	90
82	Apr. 10	at VAN	3-7 L	40-32-3-7	90

2008-09

	DATE	OPP.	RESULT	RECORD	PTS
1	Oct. 9	at VAN	0-6 L	0-1-0-0	0
2	Oct. 11	vs. VAN	4-5 OTL	0-1-1-0	1
3	Oct. 14	vs. COL	5-4 W	1-1-1-0	3
4	Oct. 17	vs. EDM	3-4 L	1-2-1-0	3
5	Oct. 18	at EDM	2-3 L	1-3-1-0	3
6	Oct. 21	vs. WSH	2-1 W	2-3-1-0	5
7	Oct. 23	at NSH	5-3 W	3-3-1-0	7
8	Oct. 25	at PHX	4-1 W	4-3-1-0	9
9	Oct. 28	vs. COL	3-0 W	5-3-1-0	11
10	Oct. 31	vs. BOS	3-2 W	6-3-1-0	13
11	Nov. 1	at LA	3-2 W	7-3-1-0	15
12	Nov. 2	at ANA	2-3 L	7-4-1-0	15
13	Nov. 4	vs. PHX	2-4 L	7-5-1-0	15
14	Nov. 6	vs. NSH	7-6 W	8-5-1-0	17
15	Nov. 8	at CLB	1-3 L	8-6-1-0	17
16	Nov. 9	at CHI	1-6 L	8-7-1-0	17
17	Nov. 11	vs. TOR	4-3 W	9-7-1-0	19
18	Nov. 13	at SJ	1-6 L	9-8-1-0	19
19	Nov. 18	vs. COL	4-1 W	10-8-1-0	21
20	Nov. 20	at COL	1-0 W	11-8-1-0	23
21	Nov. 22	vs. DET	2-5 L	11-9-1-0	23
22	Nov. 25	vs. LA	6-2 W	12-9-1-0	25
23	Nov. 27	at VAN	4-3 W	13-9-1-0	27
24	Nov. 29	vs. VAN	3-1 W	14-9-1-0	29
25	Dec. 2	vs. DAL	1-3 L	14-10-1-0	29
26	Dec. 5	at STL	4-3 W(OT)	15-10-1-0	31
27	Dec. 7	at NYR	3-0 W	16-10-1-0	33
28	Dec. 9	at MTL	1-4 L	16-11-1-0	33
29	Dec. 10	at DET	3-4 OTL	16-11-2-0	34
30	Dec. 12	vs. FLA	2-3 L(SO)	16-11-2-1	35
31	Dec. 16	at STL	6-3 W	17-11-2-1	37
32	Dec. 17	at MIN	3-2 W(OT)	18-11-2-1	39
33	Dec. 19	vs. CHI	2-3 OTL	18-11-3-1	40
34	Dec. 23	vs. ANA	4-3 W	19-11-3-1	42
35	Dec. 27	vs. OTT	6-3 W	20-11-3-1	44
36	Dec. 29	vs. MIN	2-1 W	21-11-3-1	46
37	Dec. 31	vs. EDM	6-4 W	22-11-3-1	48
38	Jan. 3	at NSH	3-2 W	23-11-3-1	50
39	Jan. 4	at CHI	2-5 L	23-12-3-1	50
40	Jan. 6	vs. SJ	5-2 W	24-12-3-1	52
41	Jan. 8	vs. NYI	5-2 W	25-12-3-1	54
42	Jan. 13	at STL	3-1 W	26-12-3-1	56
43	Jan. 15	at SJ	3-2 W	27-12-3-1	58
44	Jan. 17	vs. PHX	3-4 L	27-13-3-1	58
45	Jan. 18	at COL	2-6 L	27-14-3-1	58
46	Jan. 21	vs. CLB	5-4 W(SO)	28-14-3-1	60
47	Jan. 28	vs. BUF	5-2 W	29-14-3-1	62
48	Jan. 30	vs. NSH	3-1 W	30-14-3-1	64
49	Feb. 2	at COL	3-4 L	30-15-3-1	64
50	Feb. 3	at DAL	1-3 L	30-16-3-1	64
51	Feb. 5	vs. CHI	2-5 L	30-17-3-1	64
52	Feb. 7	vs. ANA	1-2 L	30-18-3-1	64
53	Feb. 9	vs. MTL	2-6 W	31-18-3-1	66
54	Feb. 11	at LA	3-2 OTL	31-18-4-1	67
55	Feb. 12	at ANA	2-0 W	32-18-4-1	69
56	Feb. 14	at PHX	7-5 W	33-18-4-1	71
57	Feb. 17	vs. LA	3-4 L(SO)	33-18-4-2	72
58	Feb. 19	at MIN	3-2 W(OT)	34-18-4-2	74
59	Feb. 21	at EDM	3-2 W(SO)	35-18-4-2	76
60	Feb. 24	vs. CLB	4-1 W	36-18-4-2	78
61	Feb. 27	vs. MIN	4-1 W	37-18-4-2	80
62	Mar. 1	at DET	6-8 L	37-19-4-2	80
63	Mar. 3	vs. OTT	6-3 W	38-19-4-2	82
64	Mar. 5	at PHI	5-1 W	39-19-4-2	84
65	Mar. 6	at CAR	1-6 L	39-20-4-2	84
66	Mar. 8	at ATL	2-5 L	39-21-4-2	84
67	Mar. 10	at NJ	2-3 L	39-22-4-2	84
68	Mar. 12	at DET	6-5 W(SO)	40-22-4-2	86
69	Mar. 14	at TOR	6-8 L	40-23-4-2	86
70	Mar. 18	vs. DAL	2-1 W	41-23-4-2	88
71	Mar. 20	vs. STL	2-3 L	41-24-4-2	88
72	Mar. 23	vs. DET	5-3 W	42-24-4-2	90
73	Mar. 25	at PIT	0-2 L	42-25-4-2	90
74	Mar. 26	at CLB	0-5 L	42-26-4-2	90
75	Mar. 28	vs. STL	3-2 W	43-26-4-2	92
76	Mar. 30	vs. SJ	1-2 L	43-27-4-2	92
77	Apr. 2	at DAL	2-1 W	44-27-4-2	94
78	Apr. 3	at MIN	0-4 L	44-28-4-2	94
79	Apr. 6	vs. LA	4-1 W	45-28-4-2	96
80	Apr. 7	at VAN	1-4 L	45-29-4-2	96
81	Apr. 10	at EDM	1-5 L	45-30-4-2	96
82	Apr. 11	at EDM	4-1 W	46-30-4-2	98

GAME-BY-GAME RESULTS

2007-08

2006-07

2005-06

DATE	OPP.	RESULT	RECORD	PTS
1 Oct. 4	vs. PHI	2-3 L	0-1-0-0	0
2 Oct. 6	vs. VAN	3-4 OTL	0-1-1-0	1
3 Oct. 7	at DET	2-4 L	0-2-1-0	1
4 Oct. 12	at DAL	3-2 W(OT)	1-2-1-0	3
5 Oct. 13	at NSH	7-4 W	2-2-1-0	5
6 Oct. 16	at COL	4-5 L/SO	2-2-1-1	3
7 Oct. 18	vs. LA	4-3 W	3-2-1-1	6
8 Oct. 20	vs. EDM	4-1 W	4-2-1-1	10
9 Oct. 22	vs. SJ	1-4 L	4-3-1-1	10
10 Oct. 24	vs. MIN	5-3 W	5-3-1-1	12
11 Oct. 26	vs. COL	2-3 OTL	5-3-2-1	13
12 Oct. 30	vs. NSH	5-1 W	6-3-2-1	15
13 Nov. 1	vs. DET	1-4 L	6-4-2-1	15
14 Nov. 3	at MIN	1-4 L	6-5-2-1	15
15 Nov. 5	at COL	1-4 L	6-6-2-1	15
16 Nov. 8	vs. VAN	2-3 L	6-7-2-1	15
17 Nov. 10	vs. EDM	2-4 L	6-8-2-1	15
18 Nov. 13	vs. MIN	3-2 W	7-8-2-1	17
19 Nov. 17	at EDM	3-1 W	8-8-2-1	19
20 Nov. 18	at VAN	1-4 L	8-9-2-1	19
21 Nov. 20	vs. COL	4-1 W	9-9-2-1	21
22 Nov. 22	vs. CHI	1-2 L	10-9-2-1	21
23 Nov. 24	at COL	5-2 W	10-10-2-1	23
24 Nov. 25	at STL	0-3 L	10-11-2-1	23
25 Nov. 27	at DET	3-5 L	10-12-2-1	23
26 Nov. 29	vs. ANA	1-4 L	10-13-2-1	23
27 Dec. 1	vs. CLB	3-4 OTL	10-13-3-1	24
28 Dec. 4	vs. STL	3-1 W	11-13-3-1	26
29 Dec. 6	vs. PIT	2-3 L/SO	11-13-3-2	27
30 Dec. 9	at CHI	3-2 W	12-13-3-2	29
31 Dec. 11	at FLA	2-1 W(SO)	13-13-3-2	31
32 Dec. 13	at TB	14-3-2	14-13-3-2	33
33 Dec. 14	at CAR	4-3 W	15-13-3-2	35
34 Dec. 16	at STL	5-3 W	16-13-3-2	37
35 Dec. 18	at CLB	3-1 W	17-13-3-2	39
36 Dec. 21	vs. DAL	3-2 OTL	17-13-4-2	40
37 Dec. 23	vs. NJ	0-1 OTL	17-13-5-2	41
38 Dec. 27	at VAN	3-5 L	17-14-5-2	41
39 Dec. 29	vs. ANA	5-3 W	18-14-5-2	43
40 Dec. 31	vs. VAN	2-1 W	19-14-5-2	45
41 Jan. 2	vs. NYR	4-3 W	20-14-5-2	47
42 Jan. 3	at SJ	3-2 W(OT)	21-14-5-2	49
43 Jan. 5	at LA	6-4 W	22-14-5-2	51
44 Jan. 8	vs. PHX	1-3 L	22-15-5-2	51
45 Jan. 11	vs. NYI	4-5 L/SO	22-15-5-3	52
46 Jan. 13	at EDM	1-2 L	22-16-5-3	52
47 Jan. 15	at NSH	0-3 L	22-17-5-3	52
48 Jan. 16	at MIN	3-2 W	23-17-5-3	54
49 Jan. 18	vs. LA	6-1 W	24-17-5-3	56
50 Jan. 22	vs. MIN	2-1 W	25-17-5-3	58
51 Jan. 30	vs. SJ	5-4 W	26-17-5-3	60
52 Feb. 2	vs. DAL	1-2 L	26-18-5-3	60
53 Feb. 4	at EDM	0-5 L	26-19-5-3	60
54 Feb. 5	vs. PHX	4-3 W(SO)	27-19-5-3	62
55 Feb. 7	vs. CHI	1-3 L	27-20-5-3	62
56 Feb. 9	vs. EDM	4-1 W	28-20-5-3	64
57 Feb. 12	at SJ	4-3 W(OT)	29-20-5-3	66
58 Feb. 15	at LA	3-6 L	29-21-5-3	66
59 Feb. 17	at LA	2-4 L	29-22-5-3	66
60 Feb. 19	at PHX	4-1 W	30-22-5-3	68
61 Feb. 20	at DAL	3-2 W	31-22-5-3	70
62 Feb. 22	vs. DET	1-0 W	32-22-5-3	72
63 Feb. 24	at MIN	2-1 W	33-22-5-3	74
64 Feb. 26	at COL	2-3 OTL	33-23-5-3	75
65 Feb. 29	at ANA	1-3 L	33-23-6-3	77
66 Mar. 1	at PHX	3-1 W	34-23-6-3	79
67 Mar. 4	vs. CLB	1-0 W	35-23-6-3	81
68 Mar. 7	vs. NSH	1-2 OTL	35-23-7-3	80
69 Mar. 10	at STL	7-3 W	36-23-7-3	82
70 Mar. 12	at WSH	2-3 L	36-24-7-3	82
71 Mar. 13	at ATL	4-6 L	36-25-7-3	82
72 Mar. 16	at CHI	4-2 W	37-25-7-3	84
73 Mar. 18	at CLB	0-3 L	37-26-7-3	84
74 Mar. 20	at COL	2-1 W	38-26-7-3	86
75 Mar. 22	vs. MIN	5-4 W	39-26-7-3	88
76 Mar. 24	at COL	0-2 L	39-27-7-3	88
77 Mar. 25	vs. VAN	3-2 W	40-27-7-3	90
78 Mar. 29	vs. EDM	1-2 L	40-28-7-3	90
79 Mar. 30	at VAN	2-6 L	40-29-7-3	90
80 Apr. 1	at EDM	3-2 W	41-29-7-3	92
81 Apr. 3	at MIN	1-3 L	41-30-7-3	92
82 Apr. 5	at VAN	7-1 W	42-30-7-3	94

DATE	OPP.	RESULT	RECORD	PTS
1 Oct. 5	at EDM	1-3 L	0-1-0-0	0
2 Oct. 7	vs. EDM	2-1 W	1-1-0-0	2
3 Oct. 9	vs. SJ	1-4 L	1-2-0-0	2
4 Oct. 12	at OTT	1-0 W	2-2-0-0	4
5 Oct. 14	at TOR	4-5 OTL	2-2-1-0	5
6 Oct. 17	at MTL	4-5 L	2-3-1-0	5
7 Oct. 19	at BOS	2-3 L	2-4-1-0	5
8 Oct. 24	vs. PHX	6-1 W	3-4-1-0	7
9 Oct. 28	vs. NSH	2-3 L	3-5-1-0	7
10 Oct. 30	vs. WSH	2-4 L	3-6-1-0	7
11 Nov. 1	at DET	2-3 L	3-7-1-0	7
12 Nov. 3	at CLB	4-5 L/SO	3-7-1-1	8
13 Nov. 4	at STL	3-2 W	4-7-1-1	10
14 Nov. 7	vs. DAL	3-1 W	5-7-1-1	12
15 Nov. 10	vs. ANA	3-0 W	6-7-1-1	14
16 Nov. 11	at VAN	3-2 W	7-7-1-1	16
17 Nov. 14	vs. STL	3-0 W	8-7-1-1	18
18 Nov. 17	vs. DET	4-1 W	9-7-1-1	20
19 Nov. 21	at EDM	1-2 L	9-8-1-1	20
20 Nov. 22	vs. CHI	4-1 W	10-8-1-1	22
21 Nov. 25	at LA	1-3 L	10-9-1-1	22
22 Nov. 26	at ANA	3-5 L	10-10-1-1	22
23 Nov. 28	vs. COL	5-2 W	11-10-1-1	24
24 Dec. 1	vs. CLB	2-1 W	12-10-1-1	26
25 Dec. 5	vs. CAR	3-0 W	13-10-1-1	28
26 Dec. 7	at MIN	2-3 L/SO	13-10-2-1	29
27 Dec. 9	vs. VAN	5-3 W	14-10-2-1	31
28 Dec. 12	vs. MIN	5-2 W	15-10-2-1	33
29 Dec. 14	at VAN	1-3 L	15-11-2-1	33
30 Dec. 16	at PHX	6-3 W	16-11-2-1	35
31 Dec. 18	at ANA	1-4 L	16-12-2-1	35
32 Dec. 19	at LA	5-3 W	17-12-2-1	37
33 Dec. 23	at SJ	1-4 L	17-13-2-1	37
34 Dec. 26	vs. VAN	1-3 L	17-14-2-1	37
35 Dec. 27	at VAN	5-6 OTL	17-14-2-2	38
36 Dec. 29	at LA	6-4 W	18-14-2-2	40
37 Dec. 31	vs. EDM	4-2 W	19-14-2-2	42
38 Jan. 2	vs. VAN	2-3 L	19-15-2-2	42
39 Jan. 4	vs. FLA	5-4 W(OT)	20-15-2-2	44
40 Jan. 6	vs. DAL	4-2 W	21-15-2-2	46
41 Jan. 9	vs. MIN	3-0 W	22-15-2-2	48
42 Jan. 11	at COL	7-3 W	23-15-2-2	50
43 Jan. 13	vs. EDM	3-1 W	24-15-2-2	52
44 Jan. 15	at NSH	3-5 L	24-16-2-2	52
45 Jan. 17	at DAL	2-4 L	24-17-2-2	52
46 Jan. 19	vs. ANA	3-2 W	25-17-2-2	54
47 Jan. 20	at EDM	4-0 W	26-17-2-2	56
48 Jan. 26	at MIN	1-2 L/SO	26-17-2-3	57
49 Jan. 28	at CHI	3-4 OTL	26-17-3-3	58
50 Jan. 30	vs. LA	4-1 W	27-17-3-3	60
51 Feb. 2	vs. CLB	6-2 W	28-17-3-3	62
52 Feb. 3	vs. VAN	4-3 W	29-17-3-3	64
53 Feb. 6	vs. CHI	2-3 L/SO	29-17-3-4	65
54 Feb. 8	at CLB	1-2 L	29-18-3-4	65
55 Feb. 10	at BUF	2-3 L/SO	29-18-3-5	66
56 Feb. 11	at DET	4-7 L	29-19-3-5	66
57 Feb. 13	vs. ATL	4-1 W	30-19-3-5	68
58 Feb. 15	vs. COL	5-7 L	30-20-3-5	68
59 Feb. 17	vs. COL	5-2 W	31-20-3-5	70
60 Feb. 20	at COL	3-4 L	31-21-3-5	70
61 Feb. 22	at PHX	2-3 OTL	31-21-4-5	71
62 Feb. 24	vs. SJ	7-4 W	32-21-4-5	73
63 Feb. 26	vs. PHX	5-2 W	33-21-4-5	75
64 Feb. 28	vs. MIN	2-1 W(SO)	34-21-4-5	77
65 Mar. 3	at EDM	4-2 W	35-21-4-5	79
66 Mar. 6	at STL	4-2 W	36-21-4-5	81
67 Mar. 8	at NSH	3-6 L	36-22-4-5	81
68 Mar. 10	vs. TB	2-3 OTL	36-22-5-5	82
69 Mar. 12	vs. STL	5-4 W(SO)	37-22-5-5	84
70 Mar. 14	at COL	2-3 L	37-23-5-5	84
71 Mar. 15	at DAL	2-4 L	37-24-5-5	84
72 Mar. 17	vs. MIN	2-4 L	37-25-5-5	84
73 Mar. 20	vs. DET	2-1 W	38-25-5-5	86
74 Mar. 22	vs. NSH	3-2 W	39-25-5-5	88
75 Mar. 25	at CHI	3-2 W	40-25-5-5	90
76 Mar. 27	at MIN	1-0 W(SO)	41-25-5-5	92
77 Mar. 29	at MIN	4-2 W	42-25-5-5	94
78 Mar. 31	at VAN	3-2 W	43-25-5-5	96
79 Apr. 3	vs. COL	3-4 L	43-26-5-5	96
80 Apr. 5	at SJ	3-4 L	43-27-5-5	96
81 Apr. 7	vs. EDM	2-3 L	43-28-5-5	96
82 Apr. 8	at COL	3-3 L	43-29-5-5	96

DATE	OPP.	RESULT	RECORD	PTS
1 Oct. 5	at MIN	3-6 L	0-1-0-0	0
2 Oct. 7	at CLB	3-1 W	1-1-0-0	2
3 Oct. 9	at DET	3-6 L	1-2-0-0	2
4 Oct. 10	at COL	3-7 L	1-3-0-0	2
5 Oct. 13	vs. DAL	2-3 L/OT	1-3-1-0	3
6 Oct. 15	vs. EDM	3-0 W	2-3-1-0	5
7 Oct. 17	vs. PHX	0-2 L	2-4-1-0	5
8 Oct. 20	vs. EDM	3-1 W	3-4-1-0	7
9 Oct. 22	at DAL	1-2 L	3-5-1-0	7
10 Oct. 23	at LA	3-2 W	4-5-1-0	9
11 Oct. 26	at ANA	1-4 L	4-6-1-0	9
12 Oct. 27	at PHX	2-3 L	4-7-1-0	9
13 Oct. 29	at SJ	2-3 L/SO	4-7-1-1	10
14 Nov. 1	vs. MIN	3-0 W	5-7-1-1	12
15 Nov. 3	vs. CLB	2-1 W	6-7-1-1	14
16 Nov. 5	vs. VAN	1-0 W	7-7-1-1	16
17 Nov. 7	vs. VAN	4-3 W	8-7-1-1	18
18 Nov. 10	at PHX	4-3 W	9-7-1-1	20
19 Nov. 12	vs. COL	5-3 W	10-7-1-1	22
20 Nov. 14	vs. MIN	3-2 W	11-7-1-1	24
21 Nov. 16	vs. DET	3-1 W	12-7-1-1	26
22 Nov. 18	vs. CHI	2-5 L	12-8-1-1	26
23 Nov. 21	at COL	3-2 W/SO	13-8-1-1	28
24 Nov. 23	vs. SJ	3-2 W	14-8-1-1	30
25 Nov. 25	vs. EDM	1-2 L/SO	14-8-1-2	31
26 Nov. 29	at NSH	0-2 L	14-9-1-2	31
27 Dec. 1	at DET	3-2 W	15-9-1-2	33
28 Dec. 3	at PIT	3-2 W	16-9-1-2	35
29 Dec. 6	at PHI	0-1 L/SO	16-9-1-3	36
30 Dec. 7	at NJ	4-1 W	17-9-1-3	38
31 Dec. 10	vs. OTT	2-1 W/OT	18-9-1-3	40
32 Dec. 17	vs. BOS	3-0 W	19-9-1-3	42
33 Dec. 19	at EDM	4-5 L	19-10-1-3	42
34 Dec. 21	vs. LA	2-5 L	19-11-1-3	42
35 Dec. 23	at VAN	6-5 W/SO	20-11-1-3	44
36 Dec. 26	at VAN	2-1 W	21-11-1-3	46
37 Dec. 27	vs. NSH	4-4 L	21-12-1-3	46
38 Dec. 29	vs. MIN	4-2 W	22-12-1-3	48
39 Dec. 31	vs. EDM	6-5 W	23-12-1-3	50
40 Jan. 2	vs. CHI	3-2 W	24-12-1-3	52
41 Jan. 6	vs. TOR	1-0 W	25-12-1-3	54
42 Jan. 7	at VAN	3-4 L/OT	25-12-2-3	55
43 Jan. 10	at NYR	2-4 L	25-13-2-3	55
44 Jan. 12	at NYI	2-3 L	25-14-2-3	55
45 Jan. 14	at MIN	4-4 W	26-14-2-3	57
46 Jan. 19	vs. MTL	3-2 W	27-14-2-3	59
47 Jan. 21	vs. BUF	4-1 W	28-14-2-3	61
48 Jan. 23	at EDM	3-1 W	29-14-2-3	63
49 Jan. 24	at COL	4-7 L	29-15-2-3	63
50 Jan. 26	at CHI	0-2 L	29-16-2-3	63
51 Jan. 29	at CHI	5-3 W	30-16-2-3	65
52 Jan. 30	at STL	2-3 L/SO	30-16-2-4	66
53 Feb. 1	vs. CLB	1-2 L/SO	30-16-2-5	67
54 Feb. 3	vs. VAN	1-3 L	30-17-2-5	67
55 Feb. 6	at SJ	4-3 W	31-17-2-5	69
56 Feb. 8	vs. ANA	3-1 W	32-17-2-5	71
57 Feb. 8	vs. STL	3-2 W/OT	33-17-2-5	73
58 Feb. 28	vs. VAN	1-2 L	34-18-2-5	73
59 Mar. 2	vs. STL	3-1 W	34-18-2-5	75

GAME-BY-GAME RESULTS

2003-04

	DATE	OPP.	RESULT	RECORD	PTS
1	Oct. 9	at VAN	1-4 L	0-1-0-0	0
2	Oct. 11	vs. SJ	3-2 W	1-1-0-0	2
3	Oct. 14	vs. EDM	1-0 W	2-1-0-0	4
4	Oct. 18	vs. BUF	0-2 L	2-2-0-0	4
5	Oct. 21	at MIN	3-2 W	3-2-0-0	6
6	Oct. 24	vs. STL	1-2 L	3-3-0-0	4
7	Oct. 25	at EDM	4-2 W	4-3-0-0	8
8	Oct. 28	at COL	2-4 L	4-4-0-0	8
9	Oct. 29	at DAL	3-4 L/OT	4-5-0-1	9
10	Nov. 1	vs. CLB	3-0 W	5-4-0-1	11
11	Nov. 4	vs. DET	0-3 L	5-5-0-1	11
12	Nov. 7	vs. MIN	0-3 L	5-6-0-1	11
13	Nov. 9	at CLB	3-4 L	5-7-0-1	11
14	Nov. 12	at CHI	6-2 W	6-7-0-1	13
15	Nov. 13	at NSH	1-4 L	6-8-0-1	13
16	Nov. 15	at EDM	1-2 L/OT	6-9-0-2	14
17	Nov. 18	vs. TOR	3-2 W/OT	7-9-0-2	16
18	Nov. 20	vs. MTL	2-1 W	8-9-0-2	18
19	Nov. 22	vs. CHI	2-1 W	9-9-0-2	20
20	Nov. 27	vs. COL	5-6 L/OT	9-9-0-3	21
21	Nov. 29	vs. VAN	4-4 T	9-9-1-3	22
22	Dec. 2	vs. SJ	3-1 W	10-8-1-3	24
23	Dec. 4	at VAN	4-1 W	11-8-1-3	26
24	Dec. 5	vs. MIN	2-1 W	12-8-1-3	28
25	Dec. 7	vs. PIT	6-1 W	13-8-1-3	30
26	Dec. 9	at MIN	1-2 L	13-9-1-3	30
27	Dec. 11	vs. CAR	1-0 W	14-9-1-3	32
28	Dec. 13	vs. COL	1-1 T	14-9-2-3	32
29	Dec. 16	at PHI	3-2 W/OT	15-9-2-3	35
30	Dec. 18	at BOS	5-0 W	16-9-2-3	37
31	Dec. 19	at CLB	2-1 W	17-9-2-3	39
32	Dec. 23	vs. EDM	2-1 W	18-9-2-3	41
33	Dec. 26	vs. VAN	0-2 L	18-10-2-3	41
34	Dec. 28	at EDM	2-1 W	19-10-2-3	43
35	Dec. 29	vs. MIN	2-2 T	19-10-3-3	44
36	Dec. 31	vs. COL	1-2 L	19-11-3-3	44
37	Jan. 3	vs. VAN	1-3 L	19-12-3-3	44
38	Jan. 5	at NYR	5-0 W	20-12-3-3	46
39	Jan. 6	at NYI	3-2 W	21-12-3-3	48
40	Jan. 8	at CHI	1-3 L	21-13-3-3	48
41	Jan. 10	vs. FLA	4-2 W	22-13-3-3	50
42	Jan. 13	at TOR	1-4 L	22-14-3-3	50
43	Jan. 14	at WSH	3-3 T	22-14-4-3	51
44	Jan. 17	vs. DAL	2-3 L	22-15-4-3	51
45	Jan. 19	at ANA	5-1 W	23-15-4-3	53
46	Jan. 20	at LA	1-4 L	23-16-4-3	53
47	Jan. 22	vs. NSH	4-0 W	24-16-4-3	55
48	Jan. 24	vs. TB	2-6 L	24-17-4-3	55
49	Jan. 27	at PHX	2-1 W	25-17-4-3	57
50	Jan. 28	at SJ	1-4 L	25-18-4-3	57
51	Jan. 30	vs. CHI	3-5 L	25-19-4-3	57
52	Feb. 1	vs. ANA	6-4 W	26-19-4-3	59
53	Feb. 3	vs. LA	4-4 T	26-19-5-3	60
54	Feb. 5	vs. STL	1-2 L	26-20-5-3	60
55	Feb. 10	at VAN	5-2 W	27-20-5-3	62
56	Feb. 11	at VAN	3-2 W	28-20-5-3	64
57	Feb. 13	vs. ANA	2-1 W	29-20-5-3	66
58	Feb. 15	at MIN	2-1 W	30-20-5-3	68
59	Feb. 19	at MTL	1-4 L	30-21-5-3	68
60	Feb. 21	at OTT	1-2 L	30-22-5-3	68
61	Feb. 22	at NJ	1-3 L	30-23-5-3	68
62	Feb. 24	at COL	2-0 W	31-23-5-3	70
63	Feb. 26	vs. DET	1-2 L	31-24-5-3	70
64	Feb. 29	vs. PHX	4-2 W	32-24-5-3	72
65	Mar. 2	at STL	4-2 W	33-24-5-3	74
66	Mar. 3	at DET	1-2 L	33-25-5-3	74
67	Mar. 5	at DAL	1-5 L	33-26-5-3	74
68	Mar. 7	at COL	7-1 W	34-26-5-3	76
69	Mar. 9	vs. EDM	1-1 T	34-26-6-3	77
70	Mar. 11	vs. OTT	4-2 W	35-26-6-3	79
71	Mar. 13	at NSH	4-4 T	35-26-7-3	80
72	Mar. 14	at STL	3-0 W	36-26-7-3	82
73	Mar. 16	at DET	4-1 W	37-26-7-3	84
74	Mar. 18	vs. CLB	2-0 W	38-26-7-3	86
75	Mar. 20	vs. NSH	1-3 L	38-27-7-3	86
76	Mar. 22	vs. DAL	0-4 L	38-28-7-3	86
77	Mar. 24	at PHX	4-0 W	39-28-7-3	88
78	Mar. 25	at SJ	2-3 L	39-29-7-3	88
79	Mar. 27	vs. LA	3-2 W/OT	40-29-7-3	90
80	Mar. 31	vs. PHX	1-0 W	41-29-7-3	92
81	Apr. 2	vs. LA	3-2 W	42-29-7-3	94
82	Apr. 4	at ANA	1-2 L	42-30-7-3	94

2002-03

	DATE	OPP.	RESULT	RECORD	PTS
1	Oct. 10	vs. VAN	0-3 L	0-1-0-0	0
2	Oct. 12	vs. PHI	4-5 L	0-2-0-0	0
3	Oct. 14	at VAN	3-2 W	1-2-0-0	2
4	Oct. 17	vs. BOS	3-3 T	1-2-1-0	3
5	Oct. 19	at CHI	5-2 W	2-2-1-0	5
6	Oct. 21	at DET	0-4 L	2-3-1-0	5
7	Oct. 22	at MIN	3-4 L/OT	2-3-1-1	6
8	Oct. 24	vs. DAL	3-3 T	2-3-2-1	7
9	Oct. 26	vs. STL	3-4 L/OT	2-3-3-2	8
10	Oct. 31	vs. BUF	3-0 W	3-3-3-2	10
11	Nov. 2	vs. COL	4-4 T	3-3-3-2	11
12	Nov. 4	at NYI	4-2 W	4-3-3-2	13
13	Nov. 5	at NJ	3-2 W	5-3-3-2	15
14	Nov. 7	at NYR	0-1 L/OT	5-3-3-3	16
15	Nov. 8	at FLA	0-3 L	5-4-3-3	16
16	Nov. 11	at ATL	1-2 L	5-5-3-3	16
17	Nov. 14	vs. NYR	1-2 L	5-6-3-3	16
18	Nov. 16	vs. STL	0-1 L	5-7-3-3	16
19	Nov. 19	vs. DET	0-5 L	5-8-3-3	16
20	Nov. 21	vs. EDM	1-3 L	5-9-3-3	16
21	Nov. 23	vs. CHI	3-1 W	6-9-3-3	18
22	Nov. 26	at BOS	2-7 L	6-10-3-3	18
23	Nov. 27	at WSH	2-4 L	6-11-3-3	18
24	Nov. 29	at STL	2-7 L	6-12-3-3	18
25	Dec. 1	at DET	2-4 L	6-13-3-3	18
26	Dec. 03	at COL	2-1 W	7-13-3-3	20
27	Dec. 05	vs. MIN	1-1 T	7-13-4-3	21
28	Dec. 09	at VAN	2-1 W	8-13-4-3	23
29	Dec. 12	vs. CAR	3-4 L	8-14-4-3	23
30	Dec. 14	vs. COL	1-3 L	8-15-4-3	23
31	Dec. 15	at VAN	3-3 T	8-15-5-3	24
32	Dec. 17	at NSH	3-0 W	9-15-5-3	26
33	Dec. 19	at CLB	0-3 L	9-16-5-3	26
34	Dec. 21	at PIT	0-2 L	9-17-5-3	26
35	Dec. 23	at MIN	3-2 W	10-17-5-3	28
36	Dec. 27	vs. TOR	3-4 L	10-18-5-3	28
37	Dec. 29	vs. ANA	4-2 W	11-18-5-3	30
38	Dec. 31	vs. MTL	1-1 T	11-18-6-3	31
39	Jan. 02	vs. TB	1-1 T	12-18-6-3	33
40	Jan. 04	vs. MIN	3-2 W	13-18-6-3	35
41	Jan. 07	at COL	4-2 W	14-18-6-3	37
42	Jan. 09	vs. OTT	0-1 L	14-19-6-3	37
43	Jan. 11	vs. CLB	2-7 L	14-20-6-3	37
44	Jan. 13	at MTL	2-4 L	14-21-6-3	37
45	Jan. 14	at TOR	2-3 L	14-22-6-3	37
46	Jan. 16	vs. NSH	2-2 T	15-22-6-3	40
47	Jan. 18	vs. LA	2-1 W/OT	15-22-7-3	40
48	Jan. 20	vs. EDM	4-3 W	16-22-7-3	42
49	Jan. 23	vs. PHX	1-7 L	16-23-7-3	42
50	Jan. 25	vs. DET	4-1 W	17-23-7-3	44
51	Jan. 28	at PHX	3-4 L	17-24-7-3	44
52	Jan. 29	at DAL	1-4 L	17-25-7-3	44
53	Feb. 04	vs. ANA	2-3 L	17-26-7-3	44
54	Feb. 06	vs. CHI	2-2 T	17-26-8-3	45
55	Feb. 07	at EDM	4-3 W	18-26-8-3	47
56	Feb. 09	at COL	2-4 L	18-27-8-3	47
57	Feb. 12	at ANA	3-4 L/OT	18-27-8-4	48
58	Feb. 13	at LA	2-4 L	18-28-8-4	48
59	Feb. 15	vs. VAN	2-2 T	18-28-9-4	49
60	Feb. 17	at STL	3-5 L	18-29-9-4	49
61	Feb. 19	at DAL	1-1 T	18-29-10-4	50
62	Feb. 20	at NSH	1-4 L	18-30-10-4	50
63	Feb. 23	at PHX	4-2 W	19-30-10-4	52
64	Feb. 24	at SJ	2-5 L	19-31-10-4	52
65	Mar. 1	vs. SJ	4-3 W	20-31-10-4	54
66	Mar. 05	vs. NJ	5-4 W/OT	21-31-10-4	56
67	Mar. 07	at CHI	2-0 W	22-31-10-4	58
68	Mar. 08	at CLB	3-2 W/OT	23-31-10-4	60
69	Mar. 11	vs. EDM	2-5 L	23-32-10-4	60
70	Mar. 13	vs. TOR	4-3 W/OT	24-32-10-4	62
71	Mar. 15	at SJ	2-3 L	24-33-10-4	62
72	Mar. 16	at ANA	2-2 T	24-33-11-4	63
73	Mar. 18	at LA	4-1 W	25-33-11-4	65
74	Mar. 20	vs. WSH	1-4 L	25-34-11-4	65
75	Mar. 22	vs. NSH	1-1 T	25-34-12-4	66
76	Mar. 24	vs. PHX	2-0 W	26-34-12-4	68
77	Mar. 27	vs. DAL	2-1 W/OT	27-34-12-4	70
78	Mar. 29	vs. CLB	4-6 L	27-35-12-4	70
79	Mar. 31	at MIN	0-1 L	27-36-12-4	70
80	Apr. 02	vs. SJ	2-2 T	27-36-13-4	71
81	Apr. 04	vs. LA	2-1 W/OT	28-36-13-4	73
82	Apr. 05	at EDM	4-1 W	29-36-13-4	75

2001-02

	DATE	OPP.	RESULT	RECORD	PTS
1	Oct. 3	vs. EDM	1-0 W	1-0-0-0	2
2	Oct. 6	vs. CHI	4-0 W	2-0-0-0	4
3	Oct. 8	vs. PHX	1-2 L/OT	2-0-0-1	5
4	Oct. 10	at DET	4-2 W	3-0-0-1	7
5	Oct. 11	at NSH	0-1 L	3-1-0-1	7
6	Oct. 13	at DAL	4-3 W/OT	4-1-0-1	9
7	Oct. 18	vs. FLA	3-1 W	5-1-0-1	11
8	Oct. 20	vs. TOR	4-1 W	6-1-0-1	13
9	Oct. 22	at STL	3-2 W	7-1-0-1	15
10	Oct. 23	at CHI	3-6 L	7-2-0-1	15
11	Oct. 25	vs. NSH	4-5 L/OT	7-2-0-2	16
12	Oct. 27	vs. MIN	4-2 W	8-2-0-2	18
13	Nov. 1	vs. CLB	2-1 W	9-2-0-2	20
14	Nov. 3	vs. MTL	6-2 W	10-2-0-2	22
15	Nov. 7	at ANA	3-3 T	10-2-1-2	23
16	Nov. 8	at LA	3-2 W	11-2-1-2	25
17	Nov. 10	vs. COL	2-0 W	12-2-1-2	27
18	Nov. 15	vs. CHI	2-2 T	12-2-2-2	28
19	Nov. 17	vs. STL	2-0 W	13-2-2-2	30
20	Nov. 20	vs. LA	5-5 T	13-2-3-2	31
21	Nov. 22	at OTT	4-4 T	13-2-4-2	32
22	Nov. 23	at BUF	2-5 L	13-3-4-2	32
23	Nov. 25	at CLB	3-4 L	13-4-4-2	32
24	Nov. 27	at DET	2-4 L	13-5-4-2	32
25	Nov. 29	vs. DAL	0-3 L	13-6-4-2	32
26	Dec. 01	vs. COL	2-2 T	13-6-5-2	33
27	Dec. 03	at LA	2-0 W	14-6-5-2	35
28	Dec. 04	at SJ	2-2 T	14-6-6-2	36
29	Dec. 06	vs. SJ	1-3 L	14-7-6-2	36
30	Dec. 08	vs. ANA	0-4 L	14-8-6-2	36
31	Dec. 10	vs. DET	2-0 W	15-8-6-2	38
32	Dec. 12	vs. TB	1-3 L	15-9-6-2	38
33	Dec. 14	at DAL	4-3 W	16-9-6-2	40
34	Dec. 15	at STL	0-4 L	16-10-6-2	40
35	Dec. 19	at PHX	3-6 L	16-11-6-2	40
36	Dec. 21	at COL	2-2 T	16-11-7-2	41
37	Dec. 26	at EDM	2-3 L	16-12-7-2	41
38	Dec. 27	at VAN	2-4 L	16-13-7-2	41
39	Dec. 29	vs. MIN	4-3 W	17-13-7-2	43
40	Dec. 31	vs. EDM	2-2 T	17-13-8-2	44
41	Jan. 03	vs. BUF	3-1 W	18-13-8-2	46
42	Jan. 05	at MTL	2-4 L	18-14-8-2	46
43	Jan. 08	at NYJ	5-2 W	19-14-8-2	48
44	Jan. 09	at NJ	1-5 L	19-15-8-2	48
45	Jan. 11	at ATL	0-1 L	19-16-8-2	48
46	Jan. 15	vs. NYL	1-3 L	19-17-8-2	48
47	Jan. 17	vs. PIT	4-6 L	19-18-8-2	48
48	Jan. 19	vs. ANA	2-1 W	20-18-8-2	50
49	Jan. 22	vs. TOR	1-6 L	20-19-8-2	50
50	Jan. 24	vs. COL	0-2 L	20-20-8-2	50
51	Jan. 26	vs. VAN	0-2 L	20-21-8-2	50
52	Jan. 28	at MIN	3-2 W/OT	21-21-8-2	52
53	Jan. 30	vs. DET	4-3 W	22-21-8-2	54
54	Feb. 06	at SJ	0-2 L	22-22-8-2	54
55	Feb. 08	vs. ANA	1-4 L	22-23-8-2	54
56	Feb. 09	at VAN	4-3 W	23-23-8-2	56
57	Feb. 12	at PHX	3-4 L/OT	23-23-8-3	57
58	Feb. 13	at ANA	2-3 L	23-24-8-3	57
59	Feb. 26	at COL	2-2 T	23-24-9-3	58
60	Feb. 28	vs. STL	3-2 W	24-24-9-3	60
61	Mar. 01	vs. NSH	5-2 W	25-24-9-3	62
62	Mar. 04	at NYR	5-3 W	26-24-9-3	64
63	Mar. 06	at WSH	2-3 L	26-25-9-3	64
64	Mar. 07	at PHI	4-2 W	27-25-9-3	66
65	Mar. 09	at BOS	2-3 L	27-26-9-3	66
66	Mar. 11	at CAR	3-3 T	27-26-10-3	67
67	Mar. 13	at FLA	3-3 T	27-26-11-3	68
68	Mar. 14	at TB	2-3 L	27-27-11-3	68
69	Mar. 16	at CLB	1-3 L	27-28-11-3	68
70	Mar. 18	at MIN	2-4 L	27-29-11-3	68
71	Mar. 21	vs. SJ	1-4 L	27-30-11-3	68
72	Mar. 23	at EDM	1-3 L	27-31-11-3	68
73	Mar. 25	vs. CLB	6-1 W	28-31-11-3	70
74	Mar. 28	vs. DAL	2-2 T	28-31-12-3	71
75	Mar. 30	vs. LA	5-3 W	29-31-12-3	73
76	Apr. 02	vs. ATL	4-2 W	30-31-12-3	75
77	Apr. 04	vs. NSH	4-3 W	31-31-12-3	77
78	Apr. 06	at MIN	1-3 L	31-32-12-3	77
79	Apr. 07	at PHI	2-3 L	31-33-12-3	77
80	Apr. 09	at CHX	2-4 L	31-34-12-3	77
81	Apr. 12	at EDM	2-0 W	32-34-12-3	79
82	Apr. 13	vs. EDM	1-4 L	32-35-12-3	79

GAME-BY-GAME RESULTS

2000-01

DATE	OPP.	RESULT	RECORD	PTS
1 Oct. 5	vs. DET	3-4 L	0-10-0	0
2 Oct. 10	vs. COL	1-3 L	0-2-0-0	0
3 Oct. 12	vs. CLB	2-3 L	0-3-0-0	0
4 Oct. 14	at NYI	2-0 W	1-3-0-0	2
5 Oct. 15	at DET	4-2 W	2-3-0-0	4
6 Oct. 18	at VAN	1-4 L	2-4-0-0	4
7 Oct. 20	vs. BOS	3-2 W	3-4-0-0	6
8 Oct. 21	vs. TOR	1-2 L	3-5-0-0	6
9 Oct. 24	vs. PHX	2-2 T	3-5-1-0	7
10 Oct. 26	at STL	3-4 L	3-6-1-0	7
11 Oct. 27	at MIN	1-3 L	3-7-1-0	7
12 Oct. 29	vs. ANA	3-6 L	3-8-1-0	7
13 Nov. 1	at EDM	2-3 L	3-9-1-0	7
14 Nov. 4	vs. PIT	1-1 T	3-9-2-0	8
15 Nov. 5	vs. MIN	2-3 L/OT	3-9-2-1	9
16 Nov. 8	at MIN	1-0 W	4-9-2-1	11
17 Nov. 10	at FLA	3-3 W	4-9-3-1	12
18 Nov. 11	at TB	4-3 W	5-9-3-1	14
19 Nov. 13	at BUF	2-3 L/OT	5-9-3-2	15
20 Nov. 16	vs. CHI	2-5 L	5-10-3-2	15
21 Nov. 18	vs. NYR	4-5 L/OT	5-10-3-3	16
22 Nov. 19	at EDM	0-2 L	5-11-3-3	16
23 Nov. 22	at MIN	1-1 T	5-11-4-3	17
24 Nov. 24	vs. ANA	2-2 T	5-11-5-3	18
25 Nov. 25	at COL	2-3 L/OT	5-11-5-4	19
26 Nov. 28	at NSH	1-6 L	5-12-5-4	19
27 Nov. 29	at DAL	4-3 W	6-12-5-4	21
28 Dec. 2	vs. MTL	1-1 T	6-12-6-4	22
29 Dec. 4	vs. SJ	0-8 L	6-13-6-4	22
30 Dec. 7	vs. NSH	3-0 W	7-13-6-4	24
31 Dec. 9	vs. CAR	7-2 W	8-13-6-4	26
32 Dec. 13	at MTL	3-1 W	9-13-6-4	28
33 Dec. 14	at OTT	2-4 L	9-14-6-4	28
34 Dec. 16	at TOR	6-5 W/OT	10-14-6-4	30
35 Dec. 19	at COL	3-0 W	11-14-6-4	32
36 Dec. 20	at PHX	2-4 L	11-15-6-4	32
37 Dec. 22	vs. EDM	1-1 T	11-15-7-4	33
38 Dec. 29	vs. VAN	5-0 W	12-15-7-4	35
39 Dec. 31	vs. MTL	5-4 W/OT	13-15-7-4	37
40 Jan. 3	at SJ	1-0 W	14-15-7-4	39
41 Jan. 5	at ANA	4-4 T	14-16-7-4	40
42 Jan. 6	at LA	0-5 L	14-16-8-4	40
43 Jan. 11	vs. NSH	2-1 W	15-16-8-4	42
44 Jan. 13	vs. OTT	2-5 L	15-17-8-4	42
45 Jan. 14	at VAN	1-5 L	15-18-8-4	42
46 Jan. 17	at SJ	4-4 T	15-18-9-4	43
47 Jan. 21	vs. DET	4-2 W	16-18-9-4	45
48 Jan. 23	vs. PHX	2-4 L	16-19-9-4	45
49 Jan. 25	at LA	3-0 W	17-19-9-4	47
50 Jan. 27	vs. VAN	3-5 L	17-20-9-4	47
51 Jan. 30	vs. EDM	3-5 L	17-21-9-4	47
52 Feb. 1	vs. CHI	5-3 W	18-21-9-4	49
53 Feb. 6	vs. SJ	1-1 T	18-21-10-4	50
54 Feb. 9	at COL	5-3 W	19-21-10-4	52
55 Feb. 10	at VAN	4-1 W	20-21-10-4	54
56 Feb. 13	vs. WSH	4-4 T	20-21-11-4	55
57 Feb. 15	at STL	1-4 L	20-22-11-4	55
58 Feb. 18	at PHX	4-1 W	21-22-11-4	57
59 Feb. 19	at ANA	2-6 L	21-23-11-4	57
60 Feb. 22	at LA	0-2 L	21-24-11-4	57
61 Feb. 24	vs. EDM	1-3 L	21-25-11-4	57
62 Feb. 26	vs. DAL	3-2 W	22-25-11-4	59
63 Mar. 1	vs. MIN	1-1 T	22-25-12-4	60
64 Mar. 3	at STL	3-2 W/OT	23-25-12-4	62
65 Mar. 6	vs. TOR	1-3 L	23-26-12-4	62
66 Mar. 8	at PHI	2-5 L	23-27-12-4	62
67 Mar. 10	at PIT	3-6 L	23-28-12-4	62
68 Mar. 11	at ATL	3-3 T	23-28-13-4	63
69 Mar. 14	at CLB	0-3 L	23-29-13-4	63
70 Mar. 15	at DET	2-5 L	23-30-13-4	63
71 Mar. 17	vs. STL	2-2 T	23-30-14-4	64
72 Mar. 19	vs. NJ	2-4 L	23-31-14-4	64
73 Mar. 22	vs. PHI	3-1 W	24-31-14-4	66
74 Mar. 24	at CLB	4-6 L	24-32-14-4	66
75 Mar. 25	at CHI	3-1 W	25-32-14-4	68
76 Mar. 27	vs. CLB	3-0 W	26-32-14-4	70
77 Mar. 29	vs. COL	0-1 L	26-33-14-4	70
78 Mar. 31	vs. DAL	0-2 L	26-34-14-4	70
79 Apr. 2	at DAL	4-4 T	26-34-15-4	71
80 Apr. 4	at CHI	5-2 W	27-34-15-4	73
81 Apr. 5	at NSH	0-4 L	27-35-15-4	73
82 Apr. 7	vs. LA	2-3 L	27-36-15-4	73

1999-00

DATE	OPP.	RESULT	RECORD	PTS
1 Oct. 2	at SJ	3-5 L	0-1-0-0	0
2 Oct. 6	vs. STL	1-4 L	0-2-0-0	0
3 Oct. 8	vs. MTL	1-4 L	0-3-0-0	0
4 Oct. 11	vs. CAR	3-3 T	0-3-1-0	1
5 Oct. 13	at VAN	4-3 W/OT	1-3-1-0	3
6 Oct. 15	vs. LA	1-4 L	1-4-1-0	3
7 Oct. 16	vs. VAN	4-4 T	1-4-2-0	4
8 Oct. 19	at STL	1-7 L	1-5-2-0	4
9 Oct. 22	at FLA	3-2 W/OT	2-5-2-0	6
10 Oct. 23	at TB	1-2 L	2-6-2-0	6
11 Oct. 26	at ATL	1-2 L	2-7-2-0	6
12 Oct. 28	at OTT	4-3 W/OT	3-7-2-0	8
13 Oct. 30	at TOR	1-2 L	3-8-2-0	8
14 Nov. 3	vs. NSH	5-4 W/OT	4-8-2-0	10
15 Nov. 6	vs. FLA	3-6 L	4-9-2-0	10
16 Nov. 10	vs. SJ	4-3 W/OT	5-9-2-0	12
17 Nov. 13	vs. COL	2-5 L	5-10-2-0	12
18 Nov. 16	at PHX	1-2 L	5-11-2-0	12
19 Nov. 17	at ANA	1-2 L	5-12-2-0	12
20 Nov. 19	vs. DET	3-1 W	6-12-2-0	14
21 Nov. 23	vs. NYI	3-2 W	7-12-2-0	16
22 Nov. 25	vs. CHI	2-1 W/OT	8-12-2-0	18
23 Nov. 27	at COL	1-7 L	8-13-2-0	18
24 Nov. 30	at CAR	3-4 L	8-14-2-0	18
25 Dec. 2	at NYI	5-0 W	9-14-2-0	20
26 Dec. 4	at NJ	4-2 W	10-14-2-0	22
27 Dec. 6	at NYR	2-3 L/OT	10-14-2-1	23
28 Dec. 7	at MTL	3-3 T	10-14-3-1	24
29 Dec. 10	vs. VAN	3-2 W	11-14-3-1	26
30 Dec. 12	at CHI	2-1 W	12-14-3-1	28
31 Dec. 14	at STL	1-1 T	12-14-4-1	29
32 Dec. 15	at DAL	1-5 L	12-15-4-1	29
33 Dec. 18	vs. OTT	2-1 W	13-15-4-1	31
34 Dec. 21	vs. DAL	0-0 T	13-15-5-1	32
35 Dec. 23	vs. EDM	2-1 W	14-15-5-1	34
36 Dec. 26	at VAN	2-0 W	15-15-5-1	36
37 Dec. 27	vs. PHI	1-5 L	15-16-5-1	36
38 Dec. 29	vs. ANA	3-1 W	16-16-5-1	38
39 Jan. 2	vs. VAN	4-2 W	17-16-5-1	40
40 Jan. 5	at COL	0-4 L	17-17-5-1	40
41 Jan. 6	at CHI	2-5 L	17-18-5-1	40
42 Jan. 8	vs. TB	3-2 W	18-18-5-1	42
43 Jan. 12	vs. DAL	2-1 W	19-18-5-1	44
44 Jan. 15	vs. TOR	4-0 W	20-18-5-1	46
45 Jan. 18	vs. DET	6-1 W	21-18-5-1	48
46 Jan. 19	at EDM	0-7 L	21-19-5-1	48
47 Jan. 21	vs. NSH	5-4 W	22-19-5-1	50
48 Jan. 24	at BOS	4-3 W	23-19-5-1	52
49 Jan. 26	at WSH	1-2 L	23-20-5-1	52
50 Jan. 28	at DET	1-4 L	23-21-5-1	52
51 Jan. 29	at NSH	1-3 L	23-22-5-1	52
52 Feb. 1	vs. STL	4-5 L/OT	23-22-5-2	53
53 Feb. 3	vs. CHI	5-5 T	23-22-6-2	54
54 Feb. 9	at VAN	3-4 L/OT	23-22-6-3	55
55 Feb. 10	at COL	2-3 L	23-23-6-3	55
56 Feb. 12	at PHX	3-4 L	23-24-6-3	55
57 Feb. 14	at LA	3-4 L/OT	23-24-6-4	56
58 Feb. 16	at ANA	5-6 L/OT	23-24-6-5	57
59 Feb. 18	vs. EDM	4-2 W	24-24-6-5	59
60 Feb. 19	at EDM	3-2 W/OT	25-24-6-5	61
61 Feb. 23	vs. LA	2-7 L	25-25-6-5	61
62 Feb. 25	vs. PHX	3-3 T	25-25-7-5	62
63 Feb. 26	vs. ATL	5-2 W	26-25-7-5	64
64 Mar. 1	vs. PIT	8-2 W	27-25-7-5	66
65 Mar. 3	vs. ANA	4-1 W	28-25-7-5	68
66 Mar. 5	vs. NJ	2-2 T	28-25-8-5	69
67 Mar. 7	vs. COL	3-8 L	28-26-8-5	69
68 Mar. 9	vs. TOR	2-6 L	28-27-8-5	69
69 Mar. 11	at LA	1-3 L	28-28-8-5	69
70 Mar. 13	at SJ	3-5 L	28-29-8-5	69
71 Mar. 15	vs. OTT	1-3 L	28-30-8-5	69
72 Mar. 18	vs. BUF	1-5 L	28-31-8-5	69
73 Mar. 19	at EDM	3-2 W	29-31-8-5	71
74 Mar. 22	at DET	2-2 T	29-31-9-5	72
75 Mar. 23	at BUF	2-4 L	29-32-9-5	72
76 Mar. 25	at NSH	2-1 W	30-32-9-5	74
77 Mar. 31	vs. PHX	1-3 L	30-33-9-5	74
78 Apr. 1	vs. SJ	3-0 W	31-33-9-5	76
79 Apr. 3	at DAL	2-2 T	31-33-10-5	77
80 Apr. 5	at STL	5-6 L	31-34-10-5	77
81 Apr. 7	vs. COL	1-3 L	31-35-10-5	77
82 Apr. 8	vs. EDM	3-6 L	31-36-10-5	77

1998-99

	DATE	OPP.	RESULT	RECORD	PTS
1	Oct. 9	vs. SJ	3-3 T	0-0-1	1
2	Oct. 10	at SJ	5-3 W	1-0-1	3
3	Oct. 16	vs. TOR	3-7 L	1-1-1	3
4	Oct. 18	at DET	0-2 L	1-2-1	3
5	Oct. 20	at DAL	1-3 L	1-3-1	3
6	Oct. 23	at NSH	4-3 W	2-3-1	5
7	Oct. 24	at STL	3-4 L	2-4-1	5
8	Oct. 28	vs. PIT	2-5 L	2-5-1	5
9	Oct. 30	vs. WSH	0-0 T	2-5-2	6
10	Nov. 1	at CHI	4-1 W	3-5-2	8
11	Nov. 3	at DET	5-2 W	4-5-2	10
12	Nov. 6	vs. NSH	1-2 L	4-6-2	10
13	Nov. 8	vs. COL	3-1 W	5-6-2	12
14	Nov. 10	vs. LA	5-4 W/OT	6-6-2	14
15	Nov. 12	vs. VAN	3-4 L	6-7-2	14
16	Nov. 14	vs. ANA	0-1 L	6-8-2	14
17	Nov. 16	vs. DET	5-3 W	7-8-2	16
18	Nov. 19	at MTL	3-4 L	7-9-2	16
19	Nov. 21	at OTT	1-4 L	7-10-2	16
20	Nov. 23	at TOR	2-3 L	7-11-2	16
21	Nov. 25	at NSH	3-4 L	7-12-2	16
22	Nov. 27	vs. EDM	2-3 L	7-13-2	16
23	Nov. 28	vs. CHI	5-4 W	8-13-2	18
24	Dec. 3	vs. TB	4-1 W	9-13-2	20
25	Dec. 5	vs. PHX	2-3 L	9-14-2	20
26	Dec. 7	vs. DAL	2-3 L	9-15-2	20
27	Dec. 11	at TB	2-1 W	10-15-2	22
28	Dec. 12	at FLA	4-2 W	11-15-2	24
29	Dec. 14	at NYR	2-5 L	11-16-2	24
30	Dec. 17	at PHX	3-3 T	11-16-3	25
31	Dec. 18	at NJ	5-2 W	12-16-3	27
32	Dec. 22	vs. VAN	3-5 L	12-17-3	27
33	Dec. 23	at VAN	2-5 L	12-18-3	27
34	Dec. 27	vs. COL	1-2 L	12-19-3	27
35	Dec. 29	vs. PHI	3-4 L/OT	12-20-3	27
36	Dec. 31	vs. MTL	1-2 L	12-21-3	27
37	Jan. 2	at BUF	1-7 L	12-22-3	27
38	Jan. 4	at BOS	1-5 L	12-23-3	27
39	Jan. 5	at PIT	1-5 L	12-24-3	27
40	Jan. 8	vs. DAL	1-0 W	13-24-3	29
41	Jan. 10	vs. FLA	1-2 L	13-25-3	29
42	Jan. 13	at ANA	2-1 W	14-25-3	31
43	Jan. 14	at LA	0-3 L	14-26-3	31
44	Jan. 16	at SJ	3-3 T	14-26-4	32
45	Jan. 19	vs. DET	3-1 W	15-26-4	34
46	Jan. 21	at COL	2-4 L	15-27-4	34
47	Jan. 28	vs. CHI	6-6 T	15-27-5	35
48	Jan. 30	vs. STL	4-3 W/OT	16-27-5	37
49	Feb. 1	at DAL	2-2 T	16-27-6	38
50	Feb. 2	at PHX	2-2 T	16-27-7	39
51	Feb. 4	vs. NSH	2-2 T	16-27-8	40
52	Feb. 6	vs. OTT	1-2 L	16-28-8	40
53	Feb. 8	vs. EDM	2-1 W	17-28-8	42
54	Feb. 9	at COL	2-1 W	18-28-8	44
55	Feb. 12	vs. BOS	4-3 W	19-28-8	46
56	Feb. 19	vs. ANA	6-3 W	20-28-8	48
57	Feb. 20	vs. LA	2-2 T	20-28-9	49
58	Feb. 22	vs. NYR	6-2 W	21-28-9	51
59	Feb. 24	vs. BUF	2-2 T	21-28-10	52
60	Feb. 26	vs. STL	2-4 L	21-29-10	52
61	Mar. 1	vs. SJ	1-2 L	21-30-10	52
62	Mar. 5	at VAN	5-1 W	22-30-10	54
63	Mar. 6	at LA	4-1 W	23-30-10	56
64	Mar. 9	at DET	7-4 W	24-30-10	58
65	Mar. 12	at CAR	1-2 L	24-31-10	58
66	Mar. 13	at NSH	5-4 W/OT	25-31-10	60
67	Mar. 16	at WSH	4-2 W	26-31-10	62
68	Mar. 17	at CHI	1-3 L	26-32-10	62
69	Mar. 21	vs. NYI	2-1 W	27-32-10	64
70	Mar. 22	at EDM	2-2 T	27-32-11	65
71	Mar. 25	vs. MTL	2-1 W	28-32-11	67
72	Mar. 27	at PHX	1-2 L	28-33-11	67
73	Mar. 28	at ANA	1-5 L	28-34-11	67
74	Mar. 30	at COL	3-3 T	28-34-12	68
75	Apr. 1	vs. PHX	1-4 L	28-35-12	68
76	Apr. 3	vs. TOR	1-5 L	28-36-12	68
77	Apr. 7	at EDM	2-4 L	28-37-12	68
78	Apr. 9	vs. EDM	1-4 L	28-38-12	68
79	Apr. 12	at VAN	0-2 L	28-39-12	68
80	Apr. 12	vs. VAN	5-4 W	29-39-12	70
81	Apr. 15	vs. COL	5-1 W	30-39-12	72
82	Apr. 17	at EDM	2-3 L	30-40-12	72

GAME-BY-GAME RESULTS

1997-98

	DATE	OPP.	RESULT	RECORD	PTS
1	Oct. 1	vs. DET	1-3 L	0-1-0	0
2	Oct. 3	vs. COL	1-4 L	0-2-0	0
3	Oct. 7	vs. TOR	1-2 L	0-3-0	0
4	Oct. 9	vs. NYR	1-1 T	0-3-1	1
5	Oct. 12	at DET	4-4 T	0-3-2	2
6	Oct. 14	at DAL	4-5 L/OT	0-4-2	2
7	Oct. 17	vs. COL	6-5 W/OT	1-4-2	4
8	Oct. 18	vs. BOS	0-3 L	1-5-2	4
9	Oct. 22	at BUF	1-4 L	1-6-2	4
10	Oct. 23	at PHI	3-4 L	1-7-2	4
11	Oct. 25	at TOR	3-4 L	1-8-2	4
12	Oct. 28	vs. PIT	6-3 W	2-8-2	6
13	Oct. 30	vs. PHX	4-2 W	3-8-2	8
14	Nov. 1	at COL	3-3 T	3-8-3	9
15	Nov. 2	at PHX	1-3 L	3-9-3	9
16	Nov. 5	vs. TOR	3-4 L	3-10-3	9
17	Nov. 7	vs. ANA	3-4 L/OT	3-11-3	9
18	Nov. 9	at DET	3-6 L	3-12-3	9
19	Nov. 10	at CHI	1-1 T	3-12-4	10
20	Nov. 13	vs. CAR	2-4 L	3-13-4	10
21	Nov. 15	at EDM	2-2 T	3-13-5	11
22	Nov. 18	at NJ	1-2 L	3-14-5	11
23	Nov. 20	at FLA	2-1 W	4-14-5	13
24	Nov. 22	at TB	3-4 L	4-15-5	13
25	Nov. 23	at CAR	3-3 T	4-15-6	14
26	Nov. 27	vs. CHI	2-2 T	4-15-7	15
27	Nov. 29	vs. ANA	3-2 W/OT	5-15-7	17
28	Dec. 1	vs. SJ	3-2 W/OT	6-15-7	19
29	Dec. 3	vs. DET	3-4 L	6-16-7	19
30	Dec. 5	at DAL	1-4 L	6-17-7	19
31	Dec. 6	at STL	3-4 L/OT	6-18-7	19
32	Dec. 9	at NYI	3-1 W	7-18-7	21
33	Dec. 10	at NYR	4-1 W	8-18-7	23
34	Dec. 12	vs. COL	3-1 W	9-18-7	25
35	Dec. 16	vs. CHI	4-3 W/OT	10-18-7	27
36	Dec. 18	vs. DAL	1-2 L	10-19-7	27
37	Dec. 20	vs. LA	1-4 L	10-20-7	27
38	Dec. 22	at ANA	1-5 L	10-21-7	27
39	Dec. 23	at PHX	2-2 T	10-21-8	28
40	Dec. 27	vs. PHI	5-2 W	11-21-8	30
41	Dec. 29	vs. PHX	3-5 L	11-22-8	30
42	Dec. 31	vs. MTL	2-3 L	11-23-8	30
43	Jan. 3	at STL	3-4 L	11-24-8	30
44	Jan. 5	at CHI	1-1 T	11-24-9	31
45	Jan. 6	at COL	3-1 W	12-24-9	33
46	Jan. 9	vs. FLA	3-3 T	12-24-10	34
47	Jan. 10	vs. STL	1-5 L	12-25-10	34
48	Jan. 14	at EDM	2-5 L	12-26-10	34
49	Jan. 20	at LA	3-4 L	12-27-10	34
50	Jan. 21	at SJ	1-7 L	12-28-10	34
51	Jan. 24	vs. VAN	5-2 W	13-28-10	36
52	Jan. 28	at ANA	5-2 W	14-28-10	38
53	Jan. 29	at LA	3-5 L	14-29-10	38
54	Jan. 31	vs. NJ	2-2 T	14-29-11	39
55	Feb. 3	vs. LA	3-6 L	14-30-11	39
56	Feb. 5	vs. SJ	4-2 W	15-30-11	41
57	Feb. 7	vs. EDM	4-2 W	16-30-11	43
58	Feb. 27	vs. VAN	4-4 T	16-30-12	44
59	Mar. 1	vs. OTT	2-1 W	17-30-12	46
60	Mar. 3	vs. TB	2-1 W	18-30-12	48
61	Mar. 5	at VAN	6-2 W	19-30-12	50
62	Mar. 7	at OTT	1-2 L	19-31-12	50
63	Mar. 9	at WSH	2-5 L	19-32-12	50
64	Mar. 11	at PIT	1-4 L	19-33-12	50
65	Mar. 12	at BOS	5-2 W	20-33-12	52
66	Mar. 14	at TOR	1-2 L	20-34-12	52
67	Mar. 16	at MTL	3-3 T	20-34-13	53
68	Mar. 20	vs. NYI	4-1 W	21-34-13	55
69	Mar. 22	vs. STL	5-3 W	22-34-13	57
70	Mar. 24	vs. BUF	0-2 L	22-35-13	57
71	Mar. 26	vs. WSH	3-2 W	23-35-13	59
72	Mar. 28	vs. LA	5-2 W	24-35-13	61
73	Mar. 30	at EDM	1-3 L	24-36-13	61
74	Apr. 1	vs. DAL	3-1 W	25-36-13	63
75	Apr. 5	at ANA	3-3 T	25-36-14	64
76	Apr. 7	at SJ	0-6 L	25-37-14	64
77	Apr. 9	vs. VAN	3-6 L	25-38-14	64
78	Apr. 11	vs. EDM	4-5 L	25-39-14	64
79	Apr. 13	at LA	2-4 L	25-40-14	64
80	Apr. 15	vs. SJ	3-3 T	25-40-15	65
81	Apr. 17	at VAN	4-2 W	26-40-15	67
82	Apr. 18	at SJ	1-4 L	26-41-15	67

1996-97

	DATE	OPP.	RESULT	RECORD	PTS
1	Oct. 5	at VAN	1-3 L	0-1-0	0
2	Oct. 6	vs. BUF	3-0 W	1-1-0	2
3	Oct. 9	vs. STL	1-3 L	1-2-0	2
4	Oct. 11	at DET	2-1 W	2-2-0	4
5	Oct. 13	at PHI	1-0 W	3-2-0	6
6	Oct. 14	at NYR	4-5 L	3-3-0	6
7	Oct. 16	at MTL	2-4 L	3-4-0	6
8	Oct. 20	vs. EDM	6-3 W	4-4-0	8
9	Oct. 22	vs. COL	5-1 W	5-4-0	10
10	Oct. 24	vs. PIT	7-5 W	6-4-0	12
11	Oct. 26	at LA	0-0 T	6-4-1	13
12	Oct. 27	at ANA	4-1 W	7-4-1	15
13	Oct. 30	at SJ	1-3 L	7-5-1	15
14	Nov. 1	vs. PHX	2-3 L/OT	7-6-1	15
15	Nov. 2	at VAN	3-4 L	7-7-1	15
16	Nov. 9	vs. STL	2-3 L	7-8-1	15
17	Nov. 13	at DAL	3-3 T	7-8-2	16
18	Nov. 14	at CHI	2-1 W/OT	8-8-2	18
19	Nov. 16	at STL	0-2 L	8-9-2	18
20	Nov. 18	vs. NYR	5-3 W	9-9-2	20
21	Nov. 20	vs. DAL	1-3 L	9-10-2	20
22	Nov. 22	vs. CHI	2-5 L	9-11-2	20
23	Nov. 23	at EDM	2-3 L	9-12-2	20
24	Nov. 26	vs. EDM	1-10 L	9-13-2	20
25	Nov. 28	vs. LA	2-0 W	10-13-2	22
26	Nov. 30	at PHX	1-3 L	10-14-2	22
27	Dec. 3	at NYI	1-3 L	10-15-2	22
28	Dec. 5	at NJ	1-2 L	10-16-2	22
29	Dec. 7	at BOS	1-1 T	10-16-3	23
30	Dec. 10	vs. OTT	5-5 T	10-16-4	24
31	Dec. 12	at LA	5-1 W	11-16-4	26
32	Dec. 14	vs. COL	4-1 W	12-16-4	28
33	Dec. 16	vs. NJ	0-5 L	12-17-4	28
34	Dec. 18	vs. DET	3-3 T	12-17-5	29
35	Dec. 20	at ANA	0-7 L	12-18-5	29
36	Dec. 22	at PHX	7-2 W	13-18-5	31
37	Dec. 23	at COL	3-4 L	13-19-5	31
38	Dec. 29	vs. PHI	2-4 L	13-20-5	31
39	Dec. 31	vs. SJ	1-5 L	13-21-5	31
40	Jan. 2	at COL	2-3 L	13-22-5	31
41	Jan. 4	at SJ	4-3 W	14-22-5	33
42	Jan. 7	vs. TOR	4-3 W/OT	15-22-5	35
43	Jan. 9	vs. HFD	3-2 W	16-22-5	37
44	Jan. 11	vs. FLA	1-4 L	16-23-5	37
45	Jan. 15	vs. ANA	2-1 W	17-23-5	39
46	Jan. 21	at PIT	2-4 L	17-24-5	39
47	Jan. 22	at TOR	3-5 L	17-25-5	39
48	Jan. 24	at OTT	2-2 T	17-25-6	40
49	Jan. 28	vs. NYI	4-3 W	18-25-6	42
50	Jan. 30	vs. SJ	3-6 L	18-26-6	42
51	Feb. 1	vs. VAN	3-0 W	19-26-6	44
52	Feb. 3	vs. LA	2-3 L	19-27-6	44
53	Feb. 5	at EDM	2-5 L	19-28-6	44
54	Feb. 7	vs. WSH	5-2 W	20-28-6	46
55	Feb. 9	vs. ANA	6-1 W	21-28-6	48
56	Feb. 11	vs. BOS	5-1 W	22-28-6	50
57	Feb. 13	vs. EDM	3-2 W/OT	23-28-6	52
58	Feb. 15	vs. TOR	3-0 W	24-28-6	54
59	Feb. 18	at BUF	5-5 T	24-28-7	55
60	Feb. 21	at DET	0-4 L	24-29-7	55
61	Feb. 21	at DAL	2-4 L	24-30-7	55
62	Feb. 23	at STL	5-3 W	25-30-7	57
63	Feb. 26	vs. PHX	2-5 L	25-31-7	57
64	Feb. 28	vs. MTL	3-2 W	26-31-7	59
65	Mar. 1	vs. DAL	4-1 W	27-31-7	61
66	Mar. 4	at WSH	1-2 L	27-32-7	61
67	Mar. 5	at HFD	0-2 L	27-33-7	61
68	Mar. 7	at FLA	3-1 W	28-33-7	63
69	Mar. 9	at TB	1-2 L/OT	28-34-7	63
70	Mar. 12	at COL	3-2 W	29-34-7	65
71	Mar. 15	at LA	5-2 W	30-34-7	67
72	Mar. 16	at ANA	2-2 T	30-34-8	68
73	Mar. 19	vs. SJ	4-2 W	31-34-8	70
74	Mar. 21	vs. TB	3-4 L/OT	31-35-8	70
75	Mar. 25	vs. ANA	3-2 W	32-35-8	72
76	Mar. 29	vs. VAN	2-5 L	32-36-8	72
77	Apr. 2	vs. COL	1-5 L	32-37-8	72
78	Apr. 4	at VAN	3-3 T	32-37-9	73
79	Apr. 6	vs. CHI	1-2 L	32-38-9	73
80	Apr. 8	vs. DET	2-3 L	32-39-9	73
81	Apr. 11	at CHI	3-7 L	32-40-9	73
82	Apr. 12	at TOR	1-4 L	32-41-9	73

1995-96

	DATE	OPP.	RESULT	RECORD	PTS
1	Oct. 7	at TB	3-3 T	0-0-1	1
2	Oct. 8	at FLA	3-4 L	0-1-1	1
3	Oct. 10	at DAL	3-7 L	0-2-1	1
4	Oct. 15	at CHI	1-1 T	0-2-2	2
5	Oct. 17	at DET	3-3 T	0-2-3	3
6	Oct. 19	at OTT	2-4 L	0-3-3	3
7	Oct. 20	at TOR	3-4 L/OT	0-4-3	3
8	Oct. 25	vs. COL	2-3 L	0-5-3	3
9	Oct. 27	vs. DET	0-3 L	0-6-3	3
10	Oct. 29	at ANA	2-7 L	0-7-3	3
11	Oct. 31	at LA	2-1 W	1-7-3	5
12	Nov. 1	at COL	1-6 L	1-8-3	5
13	Nov. 4	vs. VAN	4-4 T	1-8-4	6
14	Nov. 6	at NYR	2-4 L	1-9-4	6
15	Nov. 8	at NJ	2-1 W	2-9-4	8
16	Nov. 9	at PHI	1-3 L	2-10-4	8
17	Nov. 11	vs. MTL	0-4 L	2-11-4	8
18	Nov. 14	vs. EDM	4-2 W	3-11-4	10
19	Nov. 18	vs. COL	3-5 L	3-12-4	10
20	Nov. 19	at COL	2-5 L	3-13-4	10
21	Nov. 21	vs. ANA	2-3 L	3-14-4	10
22	Nov. 24	vs. EDM	2-5 L	3-15-4	10
23	Nov. 26	vs. CHI	2-2 T	3-15-5	11
24	Nov. 29	at SJ	5-3 W	4-15-5	13
25	Dec. 1	at EDM	8-2 W	5-15-5	15
26	Dec. 3	at WPG	2-5 L	5-16-5	15
27	Dec. 5	vs. STL	1-1 T	5-16-6	16
28	Dec. 9	vs. VAN	3-4 L	5-17-6	16
29	Dec. 11	vs. LA	6-2 W	6-17-6	18
30	Dec. 13	at DAL	8-4 W	7-17-6	20
31	Dec. 14	at STL	3-3 T	7-17-7	21
32	Dec. 16	at BOS	3-6 L	7-18-7	21
33	Dec. 19	at PIT	1-7 L	7-19-7	21
34	Dec. 20	at HFD	3-2 W	8-19-7	23
35	Dec. 22	vs. DET	1-5 L	8-20-7	23
36	Dec. 26	at VAN	4-2 W	9-20-7	25
37	Dec. 27	vs. TOR	4-0 W	10-20-7	27
38	Dec. 29	vs. PHI	2-3 L	10-21-7	27
39	Dec. 31	vs. NYR	3-1 W	11-21-7	29
40	Jan. 2	vs. TB	10-0 W	12-21-7	31
41	Jan. 5	vs. ANA	1-3 L	12-22-7	31
42	Jan. 6	vs. FLA	2-0 W	13-22-7	33
43	Jan. 10	vs. HFD	3-2 W/OT	14-22-7	35
44	Jan. 12	vs. BUF	3-1 W	15-22-7	37
45	Jan. 14	at COL	4-4 T	15-22-8	38
46	Jan. 16	at LA	5-5 T	15-22-9	39
47	Jan. 17	at ANA	4-1 W	16-22-9	41
48	Jan. 24	vs. NYI	4-1 W	17-22-9	43
49	Jan. 26	vs. DAL	2-4 L	17-23-9	43
50	Jan. 30	vs. EDM	3-2 W/OT	18-23-9	45
51	Feb. 1	vs. NJ	1-1 T	18-23-10	46
52	Feb. 3	vs. LA	2-1 W	19-23-10	48
53	Feb. 6	vs. OTT	3-1 W	20-23-10	50
54	Feb. 8	vs. WSH	4-4 T	20-23-11	51
55	Feb. 10	vs. WPG	2-3 L	20-24-11	51
56	Feb. 11	at EDM	2-4 L	20-25-11	51
57	Feb. 13	at WSH	2-3 L	20-26-11	51
58	Feb. 15	at NYI	6-3 W	21-26-11	53
59	Feb. 17	at MTL	1-5 L	21-27-11	53
60	Feb. 20	vs. SJ	5-3 W	22-27-11	55
61	Feb. 23	vs. ANA	3-2 W	23-27-11	57
62	Feb. 24	vs. BOS	1-2 L	23-28-11	57
63	Feb. 29	vs. PIT	7-3 W	24-28-11	59
64	Mar. 3	at SJ	5-1 W	25-28-11	61
65	Mar. 7	at STL	4-2 W	26-28-11	63
66	Mar. 9	at TOR	3-4 L	26-29-11	63
67	Mar. 12	vs. STL	4-2 W	27-29-11	65
68	Mar. 15	at BUF	3-1 W	28-29-11	67
69	Mar. 17	at DET	2-4 L	28-30-11	67
70	Mar. 20	at CHI	3-2 W	29-30-11	69
71	Mar. 22	vs. SJ	1-2 L/OT	29-31-11	69
72	Mar. 23	at VAN	4-0 W	30-31-11	71
73	Mar. 24	vs. TOR	2-4 L	30-32-11	71
74	Mar. 27	vs. CHI	1-0 W	31-32-11	73
75	Mar. 29	vs. LA	3-4 L	31-33-11	73
76	Mar. 31	vs. WPG	1-4 L	31-34-11	73
77	Apr. 3	vs. VAN	4-3 W	32-34-11	75
78	Apr. 6	at WPG	3-4 L	32-35-11	75
79	Apr. 8	at DET	3-2 W	33-35-11	77
80	Apr. 9	vs. DAL	3-4 L/OT	33-36-11	77
81	Apr. 12	at SJ	6-0 W	34-36-11	79
82	Apr. 13	at VAN	0-5 L	34-37-11	79

GAME-BY-GAME RESULTS

1994-95

DATE	OPP.	RESULT	RECORD	PTS
1 Jan. 20	at WPG	3-3 T	0-0-1	1
2 Jan. 22	at DET	4-1 W	1-0-1	3
3 Jan. 24	vs. STL	6-4 W	2-0-1	5
4 Jan. 26	at DET	1-5 L	2-1-1	5
5 Jan. 28	at TOR	1-2 L	2-2-1	5
6 Feb. 1	vs. DET	2-1 W	3-2-1	7
7 Feb. 3	vs. CHI	3-4 L/OT	3-3-1	7
8 Feb. 4	vs. TOR	4-1 W	4-3-1	9
9 Feb. 6	vs. WPG	4-5 L	4-4-1	9
10 Feb. 9	vs. ANA	5-1 W	5-4-1	11
11 Feb. 11	at DAL	6-0 W	6-4-1	13
12 Feb. 13	at STL	2-4 L	6-5-1	13
13 Feb. 16	at CHI	2-2 T	6-5-2	14
14 Feb. 18	vs. DAL	3-2 W/OT	7-5-2	16
15 Feb. 20	vs. DAL	1-2 L	7-6-2	16
16 Feb. 23	at LA	3-3 T	7-6-3	17
17 Feb. 24	at SJ	3-0 W	8-6-3	19
18 Feb. 26	at ANA	5-3 W	9-6-3	21
19 Feb. 28	vs. EDM	5-2 W	10-6-3	23
20 Mar. 2	vs. VAN	2-2 T	10-6-4	24
21 Mar. 4	at TOR	2-3 L	10-7-4	24
22 Mar. 5	at WPG	2-3 L	10-8-4	24
23 Mar. 7	at CHI	6-3 W	11-8-4	26
24 Mar. 9	at STL	1-5 L	11-9-4	26
25 Mar. 12	at DAL	4-4 T	11-9-5	27
26 Mar. 15	vs. ANA	0-5 L	11-10-5	27
27 Mar. 17	vs. WPG	8-4 W	12-10-5	29
28 Mar. 19	vs. SJ	3-5 L	12-11-5	29
29 Mar. 20	at EDM	2-2 T	12-12-5	29
30 Mar. 22	vs. STL	4-3 W	13-12-5	31
31 Mar. 24	vs. DET	3-2 W	14-12-5	33
32 Mar. 26	vs. VAN	2-0 W	15-12-5	35
33 Mar. 28	vs. LA	3-5 L	15-13-5	35
34 Mar. 31	at EDM	6-2 W	16-13-5	37
35 Apr. 4	vs. CHI	3-2 W	17-13-5	39
36 Apr. 7	vs. LA	7-4 W	18-13-5	41
37 Apr. 8	vs. VAN	2-4 L	18-14-5	41
38 Apr. 10	vs. SJ	8-3 W	19-15-5	43
39 Apr. 12	at LA	4-1 W	20-15-5	45
40 Apr. 13	at ANA	2-4 L	20-16-5	45
41 Apr. 15	at EDM	4-2 W	21-16-5	47
42 Apr. 17	vs. LA	5-2 W	22-16-5	49
43 Apr. 20	at VAN	2-2 T	22-16-6	50
44 Apr. 24	at ANA	1-2 L	22-17-6	50
45 Apr. 25	at SJ	3-2 W	23-17-6	52
46 Apr. 29	vs. TOR	2-2 T	23-17-7	53
47 Apr. 30	at VAN	4-6 L	23-17-7	53
48 May 3	vs. EDM	5-3 W	24-17-7	55

1993-94

DATE	OPP.	RESULT	RECORD	PTS
1 Oct. 5	vs. NYI	2-1 W	1-0-0	2
2 Oct. 7	vs. SJ	6-2 W	2-0-0	4
3 Oct. 9	at VAN	5-1 W	3-0-0	6
4 Oct. 14	at SJ	2-1 W	4-0-0	8
5 Oct. 16	at LA	4-8 L	4-1-0	8
6 Oct. 17	at ANA	2-2 T	4-1-1	9
7 Oct. 20	at EDM	5-3 W	5-1-1	11
8 Oct. 21	vs. VAN	3-6 L	5-2-1	11
9 Oct. 23	vs. BOS	3-3 T	5-2-2	12
10 Oct. 25	vs. WSH	3-2 W/OT	6-2-2	14
11 Oct. 27	vs. BUF	3-5 L	6-3-2	14
12 Oct. 30	vs. EDM	4-1 W	7-3-2	16
13 Oct. 31	at WPG	4-3 W	8-3-2	18
14 Nov. 3	at HFD	6-3 W	9-3-2	20
15 Nov. 4	at BOS	3-6 L	9-4-2	20
16 Nov. 6	at MTL	4-3 W	10-4-2	22
17 Nov. 9	vs. LA	3-2 W	11-4-2	24
18 Nov. 11	vs. ANA	5-4 W	12-4-2	26
19 Nov. 13	vs. VAN	4-3 W	13-4-2	28
20 Nov. 15	vs. WPG	7-2 W	14-4-2	30
21 Nov. 18	at STL	3-3 T	14-4-3	31
22 Nov. 20	at DAL	3-4 L	14-5-3	31
23 Nov. 22	vs. ANA	1-2 L	14-6-3	31
24 Nov. 24	vs. TOR	5-3 W	15-6-3	33
25 Nov. 26	vs. CHI	3-6 L	15-7-3	33
26 Nov. 30	vs. DAL	2-2 T	15-7-4	34
27 Dec. 4	vs. PHI	6-0 W	16-7-4	36
28 Dec. 6	at OTT	6-1 W	17-7-4	38
29 Dec. 7	at QUE	4-4 T	17-7-5	39
30 Dec. 10	at BUF	2-6 L	17-8-5	39
31 Dec. 11	at TOR	1-3 L	17-9-5	39
32 Dec. 14	vs. VAN	8-4 W	18-9-5	41
33 Dec. 17	vs. STL	3-4 L	18-10-5	41
34 Dec. 18	vs. WPG	5-4 W/OT	19-10-5	43
35 Dec. 20	vs. LA	4-5 L/OT	19-11-5	43
36 Dec. 22	at EDM	3-1 L	19-12-5	43
37 Dec. 23	at VAN	3-4 L	19-13-5	43
38 Dec. 28	at SJ	3-3 T	19-13-6	44
39 Jan. 2	vs. EDM	7-1 W	20-13-6	46
40 Jan. 3	vs. MTL	2-5 L	20-14-6	46
41 Jan. 2	at STL	3-4 L/OT	20-15-6	46
42 Jan. 5	at NYR	4-1 W	21-15-6	48
43 Jan. 7	at NYI	2-6 L	21-16-6	48
44 Jan. 8	at PIT	2-2 T	21-16-7	49
45 Jan. 11	vs. QUE	1-0 W	22-16-7	51
46 Jan. 15	vs. OTT	10-0 W	23-16-7	53
47 Jan. 17	at SJ	2-3 L	23-17-7	53
48 Jan. 19	at VAN	4-3 W	24-17-7	55
49 Jan. 24	vs. LA	3-3 T	24-17-8	56
50 Jan. 26	vs. DAL	2-3 L	24-18-8	56
51 Jan. 28	vs. NJ	2-2 T	24-18-9	57
52 Jan. 29	vs. STL	3-5 L	24-19-9	57
53 Feb. 2	at ANA	4-2 W	25-19-9	59
54 Feb. 5	at LA	5-4 W/OT	26-19-9	61
55 Feb. 7	vs. EDM	4-3 W	27-19-9	63
56 Feb. 9	at EDM	6-1 W	28-19-9	65
57 Feb. 11	vs. HFD	4-1 W	29-19-9	67
58 Feb. 12	vs. TOR	3-2 W	30-19-9	69
59 Feb. 14	vs. CHI	2-4 L	30-20-9	69
60 Feb. 18	at DAL	2-4 L	30-21-9	69
61 Feb. 20	at WPG	5-2 W	31-21-9	71
62 Feb. 22	at VAN	4-4 T	31-21-10	72
63 Feb. 24	vs. TB	0-4 L	31-22-10	72
64 Feb. 26	vs. LA	4-2 W	32-22-10	74
65 Mar. 1	at DET	2-5 L	32-23-10	74
66 Mar. 3	at CHI	2-4 L	32-24-10	74
67 Mar. 5	at NJ	3-6 L	32-25-10	74
68 Mar. 6	at WSH	4-4 T	32-25-11	75
69 Mar. 9	vs. DET	1-5 L	32-26-11	75
70 Mar. 11	vs. FLA	4-2 W	33-26-11	77
71 Mar. 12	vs. SJ	2-0 W	34-26-11	79
72 Mar. 15	at TB	7-3 W	35-26-11	81
73 Mar. 16	at FLA	1-2 L	35-27-11	81
74 Mar. 20	at TOR	6-3 W	36-27-11	83
75 Mar. 22	vs. NYR	4-4 T	36-27-12	84
76 Mar. 26	vs. PIT	5-3 W	37-27-12	86
77 Mar. 31	at PHI	4-1 W	38-27-12	88
78 Apr. 2	at DET	3-3 T	38-27-13	89
79 Apr. 3	at CHI	1-2 L	38-28-13	89
80 Apr. 6	vs. ANA	4-2 W	39-28-13	91
81 Apr. 8	vs. SJ	5-2 W	40-28-13	93
82 Apr. 9	vs. DET	4-2 W	41-28-13	95
83 Apr. 11	at ANA	3-0 W	42-28-13	97
84 Apr. 13	at LA	4-6 L	42-29-13	97

1992-93

DATE	OPP.	RESULT	RECORD	PTS
1 Oct. 6	vs. LA	4-5 L	0-1-0	0
2 Oct. 8	vs. EDM	7-2 W	1-1-0	2
3 Oct. 10	vs. TOR	3-2 W	2-1-0	4
4 Oct. 13	at MNS	4-3 W	3-1-0	6
5 Oct. 15	at LA	0-4 L	3-2-0	6
6 Oct. 17	at SJ	6-2 W	4-2-0	8
7 Oct. 20	vs. LA	6-2 W	5-2-0	10
8 Oct. 22	vs. BOS	2-4 L	5-3-0	10
9 Oct. 25	at EDM	4-0 W	6-3-0	12
10 Oct. 28	at WPG	7-5 W	7-3-0	14
11 Oct. 30	vs. WSH	1-3 L	7-4-0	14
12 Oct. 31	vs. MNS	5-3 W	8-4-0	16
13 Nov. 2	vs. VAN	5-3 W	9-4-0	18
14 Nov. 4	at VAN	5-5 T	9-4-1	19
15 Nov. 6	vs. OTT	8-4 W	10-4-1	21
16 Nov. 8	at QUE	5-5 T	10-4-2	22
17 Nov. 9	at MTL	2-5 L	10-5-2	22
18 Nov. 11	at HFD	4-3 W	11-5-2	24
19 Nov. 12	at BOS	3-5 L	11-6-2	24
20 Nov. 14	at TB	5-3 W	12-6-2	26
21 Nov. 19	vs. VAN	4-3 W	13-6-2	28
22 Nov. 21	vs. NYI	3-4 L	13-7-2	28
23 Nov. 25	vs. SJ	3-4 L/OT	13-8-2	28
24 Nov. 27	vs. TB	3-2 W/OT	14-8-2	30
25 Nov. 28	vs. CHI	2-5 L	14-9-2	30
26 Dec. 2	vs. WPG	3-3 T	14-9-3	31
27 Dec. 4	vs. STL	5-3 W	15-9-3	33
28 Dec. 7	vs. EDM	6-3 W	16-9-3	35
29 Dec. 8	at EDM	1-3 L	16-10-3	35
30 Dec. 11	at TOR	6-3 W	17-10-3	37
31 Dec. 12	at OTT	1-1 T	17-10-4	38
32 Dec. 14	at DET	3-0 W	18-10-4	40
33 Dec. 15	at NYR	3-0 W	19-10-4	42
34 Dec. 19	vs. LA	5-3 W	20-10-4	44
35 Dec. 21	vs. EDM	3-2 W/OT	21-10-4	46
36 Dec. 23	at WPG	4-3 W	22-10-4	48
37 Dec. 27	at EDM	7-3 W	23-10-4	50
38 Dec. 31	vs. MTL	5-3 W	24-10-4	52
39 Jan. 2	vs. PHI	7-3 W	25-10-4	54
40 Jan. 5	vs. WPG	2-4 L	25-11-4	54
41 Jan. 7	at STL	2-3 L/OT	25-12-4	54
42 Jan. 9	at PIT	2-3 L	25-13-4	54
43 Jan. 10	at BUF	3-5 L	25-14-4	54
44 Jan. 12	at NYI	2-8 L	25-15-4	54
45 Jan. 14	at PHI	4-4 T	25-15-5	55
46 Jan. 16	at MNS	2-4 L	25-16-5	55
47 Jan. 19	vs. LA	2-3 L/OT	25-17-5	55
48 Jan. 22	vs. WPG	4-4 T	25-17-6	56
49 Jan. 23	vs. PIT	3-4 L	25-18-6	56
50 Jan. 26	vs. DET	1-9 L	25-19-6	56
51 Jan. 28	at LA	2-1 W	26-19-6	58
52 Jan. 30	at SJ	5-4 W	27-19-6	60
53 Feb. 2	at WSH	6-4 W	28-19-6	62
54 Feb. 3	at NJ	5-4 W	29-19-6	64
55 Feb. 10	vs. SJ	13-1 W	30-19-6	66
56 Feb. 12	vs. QUE	4-4 T	30-19-7	67
57 Feb. 13	vs. HFD	4-3 W	31-19-7	69
58 Feb. 16	vs. PHI	4-4 T	31-19-8	70
59 Feb. 17	at TOR	2-4 L	31-20-8	70
60 Feb. 19	at DET	3-3 T	31-20-9	71
61 Feb. 21	at CHI	3-4 L	31-21-9	71
62 Feb. 23	at SJ	6-3 W	32-21-9	73
63 Feb. 26	vs. NYR	4-4 T	32-21-10	74
64 Feb. 27	vs. SJ	5-4 W	33-21-10	76
65 Mar. 2	at LA	2-6 L	33-22-10	76
66 Mar. 4	at STL	1-2 L	33-23-10	76
67 Mar. 6	at TB	4-7 L	33-24-10	76
68 Mar. 11	vs. DET	6-3 W	34-24-10	80
69 Mar. 13	vs. NJ	4-3 W	35-24-10	82
70 Mar. 14	vs. VAN	3-2 W	36-24-10	84
71 Mar. 16	vs. CHI	0-1 L	36-25-10	82
72 Mar. 21	at WPG	2-4 L	36-26-10	82
73 Mar. 24	vs. STL	2-4 L	36-27-10	82
74 Mar. 26	at VAN	3-1 W	37-27-10	84
75 Mar. 28	vs. TOR	0-4 L	37-28-10	84
76 Mar. 30	vs. WPG	4-5 L	37-29-10	86
77 Apr. 1	vs. MNS	5-3 W	38-29-10	88
78 Apr. 3	at SJ	3-2 W/OT	39-29-10	90
79 Apr. 4	at SJ	4-3 W	40-29-10	92
80 Apr. 6	at LA	3-3 T	40-29-11	91
81 Apr. 9	vs. VAN	8-1 W	41-29-11	93
82 Apr. 11	at VAN	3-6 L	41-30-11	93
83 Apr. 13	at EDM	4-2 W	42-30-11	95
84 Apr. 15	vs. SJ	7-3 W	43-30-11	97



GAME-BY-GAME RESULTS

1991-92

DATE	OPP.	RESULT	RECORD	PTS
1 Oct. 4	vs. EDM	9-2 W	1-0-0	2
2 Oct. 6	at WPG	3-5 L	1-1-0	2
3 Oct. 8	at SJ	3-4 L	1-2-0	2
4 Oct. 10	at LA	7-1 W	2-2-0	4
5 Oct. 12	at EDM	1-3 L	2-3-0	4
6 Oct. 15	vs. MNS	6-3 W	3-3-0	6
7 Oct. 17	vs. TOR	6-4 W	4-3-0	8
8 Oct. 19	at VAN	2-5 L	4-4-0	8
9 Oct. 22	at MNS	4-2 W	5-4-0	10
10 Oct. 24	at CHI	5-2 W	6-4-0	12
11 Oct. 26	at STL	2-2 T	6-4-1	13
12 Oct. 30	vs. NJ	2-5 L	6-5-1	13
13 Nov. 1	at WPG	7-6 W/OT	7-5-1	15
14 Nov. 4	at NYR	0-4 L	7-6-1	15
15 Nov. 6	at HFD	3-2 W	8-6-1	17
16 Nov. 7	at BOS	4-4 T	8-6-2	18
17 Nov. 9	at TOR	6-1 W	9-6-2	20
18 Nov. 12	vs. DET	4-5 L/OT	9-7-2	20
19 Nov. 14	vs. VAN	2-2 T	9-7-3	21
20 Nov. 16	vs. BUF	4-5 L	9-8-3	21
21 Nov. 21	vs. VAN	3-2 W	10-8-3	23
22 Nov. 22	at VAN	5-6 L/OT	10-9-3	23
23 Nov. 25	vs. WPG	3-3 T	10-9-4	24
24 Nov. 28	vs. LA	5-3 W	11-9-4	26
25 Nov. 30	vs. SJ	1-2 L	11-10-4	26
26 Dec. 3	at DET	2-5 L	11-11-4	26
27 Dec. 5	at DET	3-6 L	11-12-4	26
28 Dec. 7	at MTL	1-5 L	11-13-4	26
29 Dec. 8	at BUF	4-2 W	12-13-4	28
30 Dec. 10	at WSH	1-4 L	12-14-4	28
31 Dec. 14	vs. DET	3-4 L/OT	12-15-4	28
32 Dec. 17	vs. WPG	7-4 W	13-15-4	30
33 Dec. 19	vs. QUE	5-5 T	13-15-5	31
34 Dec. 21	at WPG	2-7 L	13-16-5	31
35 Dec. 23	at EDM	3-5 L	13-17-5	31
36 Dec. 28	vs. PHI	5-1 W	14-17-5	33
37 Dec. 29	vs. LA	6-2 W	15-17-5	35
38 Dec. 31	vs. MTL	3-2 W/OT	16-17-5	37
39 Jan. 4	vs. EDM	2-3 L	17-17-5	37
40 Jan. 5	at EDM	3-2 W	17-18-5	39
41 Jan. 8	vs. SJ	10-3 W	18-18-5	41
42 Jan. 10	vs. PIT	7-5 W	19-18-5	43
43 Jan. 13	at MTL	2-2 T	19-18-6	44
44 Jan. 14	at QUE	5-3 W	20-18-6	45
45 Jan. 16	at NYR	4-6 L	20-19-6	45
46 Jan. 22	vs. NYR	4-4 T	20-19-7	46
47 Jan. 24	at SJ	3-2 W	21-19-7	48
48 Jan. 25	at LA	3-4 L	21-20-7	48
49 Jan. 27	vs. CHI	3-4 L/OT	21-21-7	48
50 Jan. 30	at BOS	1-3 L	21-22-7	49
51 Feb. 1	at WSH	2-5 L	21-23-7	49
52 Feb. 2	at NYI	3-6 L	21-24-7	49
53 Feb. 5	vs. QUE	5-3 W	22-24-7	51
54 Feb. 7	at WPG	1-4 L	22-25-7	51
55 Feb. 11	vs. NYI	1-3 L	22-26-7	51
56 Feb. 13	vs. WSH	4-4 T	22-26-8	52
57 Feb. 15	at STL	2-7 L	22-27-8	52
58 Feb. 16	at CHI	5-5 T	22-27-9	53
59 Feb. 19	vs. BOS	6-4 W	23-28-9	55
60 Feb. 21	at LA	9-7 W	24-27-9	57
61 Feb. 23	at SJ	4-2 W	25-27-9	59
62 Feb. 25	vs. BUF	3-5 L	25-28-9	59
63 Feb. 27	vs. PHI	0-3 L	25-29-9	59
64 Mar. 1	at VAN	0-11 L	25-30-9	59
65 Mar. 3	vs. PIT	3-6 L	25-31-9	59
66 Mar. 5	vs. TOR	5-5 T	25-31-10	59
67 Mar. 7	vs. STL	5-1 W	26-31-10	62
68 Mar. 10	at PIT	2-5 L	26-32-10	62
69 Mar. 12	at PHI	4-5 L/OT	26-33-10	62
70 Mar. 14	vs. VAN	4-6 L	26-34-10	62
71 Mar. 16	vs. HFD	3-4 L	26-35-10	62
72 Mar. 19	vs. SJ	3-1 W	27-35-10	64
73 Mar. 21	at LA	2-5 L	27-36-10	64
74 Mar. 24	vs. EDM	4-4 T	27-36-11	65
75 Mar. 26	vs. LA	7-2 W	28-36-11	67
76 Mar. 28	vs. MNS	4-3 W	29-36-11	69
77 Mar. 31	vs. EDM	5-2 W	30-36-11	71
78 Apr. 12	vs. WPG	3-4 L	30-37-11	71
79 Apr. 15	at SJ	4-3 W	31-37-11	73
80 Apr. 16	at VAN	4-4 T	31-37-12	74

1990-91

DATE	OPP.	RESULT	RECORD	PTS
1 Oct. 4	vs. VAN	3-2 W/OT	1-0-0	2
2 Oct. 6	vs. TOR	4-1 W	2-0-0	4
3 Oct. 8	at WPG	4-3 W	3-0-0	6
4 Oct. 10	at DET	5-6 L/OT	3-1-0	6
5 Oct. 13	at NJ	3-5 L	3-2-0	6
6 Oct. 14	at CHI	3-1 W	4-2-0	8
7 Oct. 18	vs. STL	3-4 L	4-3-0	8
8 Oct. 20	vs. BOS	8-1 W	5-3-0	10
9 Oct. 21	at EDM	2-1 W	6-3-0	12
10 Oct. 23	at LA	4-6 L	6-4-0	12
11 Oct. 25	vs. EDM	4-2 W	7-4-0	14
12 Oct. 27	vs. WSH	9-4 W	8-4-0	16
13 Oct. 30	vs. NJ	6-3 W	9-4-0	18
14 Nov. 1	vs. WPG	2-1 W	10-4-0	20
15 Nov. 3	at TOR	7-3 W	11-4-0	22
16 Nov. 4	at BUF	1-2 L	11-5-0	22
17 Nov. 6	at PIT	5-6 L	11-6-0	22
18 Nov. 8	at PHI	8-2 W	12-6-0	24
19 Nov. 10	at NYI	1-5 L	12-7-0	24
20 Nov. 11	at NYR	4-4 T	12-7-1	25
21 Nov. 15	vs. NYI	3-4 L/OT	12-8-1	25
22 Nov. 17	vs. BUF	3-3 T	12-8-2	26
23 Nov. 19	at VAN	6-4 W	13-8-2	28
24 Nov. 22	vs. LA	6-3 W	14-8-2	30
25 Nov. 24	vs. CHI	3-5 L	14-9-2	30
26 Nov. 28	at WPG	2-2 T	14-9-3	31
27 Dec. 1	at MTL	5-3 W	15-9-3	33
28 Dec. 2	at QUE	5-5 T	15-9-4	34
29 Dec. 5	vs. NYR	4-1 W	16-9-4	36
30 Dec. 7	vs. QUE	3-5 L	16-10-4	36
31 Dec. 9	at EDM	3-2 W	17-10-4	38
32 Dec. 11	at MNS	5-4 W	18-10-4	40
33 Dec. 13	at WPG	4-1 W	19-10-4	42
34 Dec. 16	at VAN	5-2 W	20-10-4	44
35 Dec. 18	vs. VAN	2-3 L	20-11-4	44
36 Dec. 20	vs. LA	3-4 L/OT	20-12-4	44
37 Dec. 22	vs. EDM	2-6 L	20-13-4	44
38 Dec. 27	at EDM	1-4 L	20-14-4	44
39 Dec. 29	vs. HFD	8-2 W	21-14-4	46
40 Dec. 31	vs. MTL	7-2 W	22-14-4	48
41 Jan. 2	at WPG	3-3 T	22-14-5	49
42 Jan. 5	vs. DET	7-0 W	23-14-5	51
43 Jan. 8	at TOR	5-3 W	24-14-5	53
44 Jan. 10	at PIT	1-5 L	24-15-5	53
45 Jan. 11	at WSH	2-4 L	24-16-5	53
46 Jan. 13	at WPG	3-4 L	24-17-5	53
47 Jan. 15	vs. WPG	7-5 W	25-17-5	55
48 Jan. 22	at PHI	4-5 L	25-18-5	55
49 Jan. 23	at HFD	3-4 L	25-19-5	55
50 Jan. 26	at BOS	2-5 L	25-20-5	55
51 Jan. 27	at BUF	5-4 W	26-20-5	57
52 Jan. 30	vs. NYR	5-1 W	27-20-5	59
53 Feb. 2	vs. CHI	3-1 W	28-20-5	61
54 Feb. 5	at NJ	1-2 L	28-21-5	61
55 Feb. 7	at BOS	4-1 W	29-21-5	63
56 Feb. 9	at HFD	5-2 W	30-21-5	65
57 Feb. 12	at LA	4-4 T	30-21-6	66
58 Feb. 15	vs. WSH	8-2 W	31-21-6	68
59 Feb. 17	vs. STL	7-4 W	32-21-6	70
60 Feb. 19	vs. DET	4-4 T	32-21-7	71
61 Feb. 21	vs. VAN	6-4 W	33-21-7	73
62 Feb. 23	vs. QUE	10-8 W	34-21-7	75
63 Feb. 25	at VAN	2-4 L	34-22-7	75
64 Feb. 27	vs. EDM	4-2 W	35-22-7	77
65 Mar. 1	vs. PIT	6-2 W	36-22-7	79
66 Mar. 2	vs. MNS	5-1 W	37-22-7	81
67 Mar. 4	vs. MTL	3-2 W/OT	38-22-7	83
68 Mar. 7	vs. PHI	4-2 W	39-22-7	85
69 Mar. 9	at STL	8-4 W	40-22-7	87
70 Mar. 10	at MNS	3-7 L	40-23-7	87
71 Mar. 12	vs. WPG	5-3 W	41-23-7	89
72 Mar. 14	vs. NYI	4-2 W	42-23-7	91
73 Mar. 16	vs. LA	3-4 L	42-24-7	91
74 Mar. 18	vs. WPG	4-3 W/OT	43-24-7	93
75 Mar. 20	at VAN	3-2 W	44-24-7	95
76 Mar. 23	at LA	4-8 L	44-25-7	95
77 Mar. 26	vs. VAN	7-2 W	45-25-7	97
78 Mar. 28	vs. EDM	4-4 T	45-25-8	98
79 Mar. 29	at EDM	5-6 L/OT	45-26-8	98
80 Mar. 31	vs. LA	5-3 W	46-26-8	100

1989-90

DATE	OPP.	RESULT	RECORD	PTS
1 Oct. 5	vs. DET	10-7 W	1-0-0	2
2 Oct. 7	vs. NYI	6-3 W	2-0-0	4
3 Oct. 10	at NJ	4-2 W	3-0-0	6
4 Oct. 11	at NYR	4-5 L	3-1-0	6
5 Oct. 14	at WSH	4-4 T	3-1-1	7
6 Oct. 15	at PHI	3-2 W	4-1-1	9
7 Oct. 17	at QUE	8-8 T	4-1-2	10
8 Oct. 18	at MTL	1-2 L	4-2-2	10
9 Oct. 21	vs. BOS	5-2 W	5-2-2	12
10 Oct. 23	vs. WSH	3-3 T	5-2-3	13
11 Oct. 25	at LA	5-0 W	6-2-3	15
12 Oct. 27	vs. VAN	5-5 T	6-2-4	16
13 Oct. 28	at VAN	3-4 L	6-3-4	16
14 Nov. 1	vs. WPG	5-3 W	7-3-4	18
15 Nov. 3	at EDM	2-5 L	7-4-4	18
16 Nov. 4	vs. NJ	7-3 W	8-4-4	20
17 Nov. 6	vs. EDM	5-1 W	9-4-4	22
18 Nov. 8	at LA	5-4 W	10-4-4	24
19 Nov. 11	at MNS	2-3 L/OT	10-5-4	24
20 Nov. 12	at WPG	2-3 L	10-6-4	24
21 Nov. 14	vs. LA	6-8 L	10-7-4	24
22 Nov. 16	vs. BUF	4-4 T	10-7-5	25
23 Nov. 18	vs. CHI	4-4 T	10-7-6	26
24 Nov. 20	at MTL	2-3 L	10-8-6	26
25 Nov. 21	at QUE	4-4 T	10-8-7	27
26 Nov. 24	at DET	2-3 L	10-9-7	27
27 Nov. 25	at STL	3-3 T	10-9-8	28
28 Nov. 30	vs. MNS	5-2 W	11-9-8	30
29 Dec. 2	vs. TOR	7-4 W	12-9-8	32
30 Dec. 6	vs. WPG	3-4 L	12-10-8	32
31 Dec. 10	at WPG	1-4 L	12-11-8	32
32 Dec. 11	at EDM	3-3 T	12-11-9	33
33 Dec. 14	vs. QUE	8-2 W	13-11-9	35
34 Dec. 16	vs. PIT	4-3 W	14-11-9	37
35 Dec. 19	at VAN	2-1 W	15-11-9	39
36 Dec. 20	vs. VAN	2-1 W/OT	16-11-9	41
37 Dec. 23	at EDM	1-2 L	16-12-9	41
38 Dec. 27	at LA	5-5 T	16-12-10	42
39 Dec. 29	vs. WPG	1-2 L/OT	16-13-10	42
40 Dec. 30	vs. MTL	5-3 W	17-13-10	44
41 Jan. 2	vs. PHI	4-4 T	17-13-11	45
42 Jan. 5	vs. HFD	6-4 W	18-13-11	47
43 Jan. 7	at EDM	3-1 W	19-13-11	49
44 Jan. 9	vs. EDM	2-3 L/OT	19-14-11	49
45 Jan. 11	vs. BUF	5-3 W	20-14-11	51
46 Jan. 13	at TOR	5-6 L	20-15-11	51
47 Jan. 14	at CHI	6-5 W	21-15-11	53
48 Jan. 16	at STL	5-2 W	22-15-11	55
49 Jan. 18	at BOS	2-2 T	22-15-12	56
50 Jan. 19	at HFD	3-3 T	22-15-13	57
51 Jan. 25	vs. NYR	8-5 W	23-15-13	59
52 Jan. 27	vs. MNS	3-1 W	24-15-13	61
53 Jan. 30	at VAN	7-2 W	25-15-13	63
54 Feb. 1	vs. VAN	4-3 W/OT	26-15-13	65
55 Feb. 3	at LA	3-4 L	26-16-13	65
56 Feb. 6	vs. LA	3-5 L	26-17-13	65
57 Feb. 10	at DET	5-7 L	26-18-13	65
58 Feb. 11	at NYR	5-2 W	27-18-13	67
59 Feb. 13	at NYI	4-2 W	28-18-13	69
60 Feb. 15	at CHI	4-1 W	29-18-13	71
61 Feb. 18	at WPG	1-5 L	29-19-13	71
62 Feb. 20	vs. BOS	3-5 L	29-20-13	71
63 Feb. 22	vs. TOR	12-2 W	30-20-13	73
64 Feb. 25	vs. EDM	10-4 W	31-20-13	75
65 Mar. 1	vs. PHI	2-4 L	31-21-13	75
66 Mar. 3	vs. VAN	5-1 W	32-21-13	77
67 Mar. 5	vs. LA	5-0 W	33-21-13	79
68 Mar. 7	vs. PIT	6-3 W	34-21-13	81
69 Mar. 9	at VAN	4-4 T	34-21-14	82
70 Mar. 11	at WPG	6-4 W	35-21-14	84

GAME-BY-GAME RESULTS

1988-89

DATE	OPP.	RESULT	RECORD	PTS
1 Oct. 6	vs. NYI	4-4 T	0-0-1	1
2 Oct. 8	at LA	5-6 L/OT	0-1-1	1
3 Oct. 10	vs. DET	5-2 W	1-1-1	3
4 Oct. 14	vs. EDM	6-1 W	2-1-1	5
5 Oct. 17	vs. LA	11-4 W	3-1-1	7
6 Oct. 19	vs. MNS	2-1 W	4-1-1	9
7 Oct. 22	at TOR	3-3 T	4-1-2	10
8 Oct. 23	at PHI	5-4 W/OT	5-1-2	12
9 Oct. 25	at PIT	1-6 L	5-2-3	12
10 Oct. 28	vs. WSH	2-2 T	5-2-3	13
11 Oct. 30	at VAN	1-2 L	5-3-3	13
12 Oct. 31	vs. CHI	6-3 W	6-3-3	15
13 Nov. 3	vs. STL	6-1 W	7-3-3	17
14 Nov. 5	vs. BUF	9-0 W	8-3-3	19
15 Nov. 7	vs. HFD	6-3 W	9-3-3	21
16 Nov. 9	at BUF	2-3 L	9-4-3	21
17 Nov. 10	at PHI	3-2 W/OT	10-4-3	23
18 Nov. 12	at BOS	2-1 W	11-4-3	25
19 Nov. 15	at NYI	5-1 W	12-4-3	27
20 Nov. 17	at NJ	5-3 W	13-4-3	29
21 Nov. 19	at HFD	5-2 W	14-4-3	31
22 Nov. 23	vs. NJ	3-2 W	15-4-3	33
23 Nov. 26	vs. LA	4-1 W	16-4-3	35
24 Nov. 29	vs. VAN	3-3 T	16-4-4	36
25 Dec. 1	vs. NYR	6-3 W	17-4-4	38
26 Dec. 2	at EDM	7-4 W	18-4-4	40
27 Dec. 4	at WPG	6-3 W	19-4-4	42
28 Dec. 6	vs. QUE	3-2 W	20-4-4	44
29 Dec. 8	vs. EDM	5-3 W	21-4-4	46
30 Dec. 10	at HFD	1-4 L	21-5-4	46
31 Dec. 12	at TOR	4-4 T	21-5-4	47
32 Dec. 15	vs. VAN	2-0 W	22-5-4	49
33 Dec. 16	at VAN	5-3 W	23-5-4	51
34 Dec. 20	at LA	3-1 L	23-6-5	51
35 Dec. 23	at EDM	1-4 L	23-7-5	51
36 Dec. 26	at VAN	3-2 W/OT	24-7-5	53
37 Dec. 29	vs. MTL	3-4 L	24-8-5	53
38 Dec. 31	vs. WPG	4-4 T	24-8-6	54
39 Jan. 3	vs. QUE	5-1 W	25-8-6	56
40 Jan. 5	vs. LA	8-6 W	26-8-6	58
41 Jan. 7	vs. EDM	7-2 W	27-8-6	60
42 Jan. 8	at EDM	0-6 L	27-9-6	60
43 Jan. 11	vs. WPG	8-3 W	28-9-6	62
44 Jan. 14	at MNS	1-1 T	28-9-7	63
45 Jan. 15	at BUF	2-3 L	28-10-7	63
46 Jan. 17	at DET	7-1 W	29-10-7	65
47 Jan. 19	at BOS	7-2 W	30-10-7	67
48 Jan. 21	at QUE	3-4 L	30-11-7	67
49 Jan. 23	at MTL	3-1 W	31-11-7	69
50 Jan. 26	vs. NYR	5-3 W	32-11-7	71
51 Jan. 28	vs. CHI	5-4 W/OT	33-11-7	73
52 Jan. 29	at VAN	4-4 T	33-11-8	74
53 Jan. 31	at LA	8-5 W	34-11-8	76
54 Feb. 2	vs. DET	3-2 W/OT	35-11-8	78
55 Feb. 4	vs. VAN	5-2 W	36-11-8	80
56 Feb. 5	vs. VAN	5-4 W	37-11-8	82
57 Feb. 9	at STL	5-3 W	38-11-8	84
58 Feb. 11	at WSH	2-1 W	39-11-8	86
59 Feb. 12	at PIT	4-2 W	40-11-8	88
60 Feb. 15	at WPG	6-1 W	41-11-8	90
61 Feb. 18	vs. BOS	3-4 L	41-12-8	90
62 Feb. 20	vs. WSH	6-2 W	42-12-8	92
63 Feb. 22	vs. TOR	3-4 L/OT	42-13-8	92
64 Feb. 24	vs. STL	4-3 W	43-13-8	94
65 Feb. 26	at WPG	0-1 L	43-14-8	94
66 Feb. 27	vs. PHI	6-3 W	44-14-8	96
67 Mar. 2	vs. MTL	2-3 L	44-15-8	96
68 Mar. 7	vs. WPG	9-5 W	45-15-8	98
69 Mar. 9	vs. PIT	10-3 W	46-15-8	100
70 Mar. 11	at EDM	5-5 T	46-15-9	101
71 Mar. 13	at NYR	3-4 L	46-16-9	101
72 Mar. 14	at NJ	5-1 W	47-16-9	103
73 Mar. 18	at LA	9-3 W	48-16-9	105
74 Mar. 21	vs. NYI	4-1 W	49-16-9	107
75 Mar. 23	vs. LA	4-2 W	50-16-9	109
76 Mar. 24	at WPG	3-4 L/OT	50-17-9	109
77 Mar. 26	at CHI	7-5 W	51-17-9	111
78 Mar. 27	at MNS	3-2 W	52-17-9	113
79 Mar. 31	vs. WPG	4-1 W	53-17-9	115
80 Apr. 2	vs. EDM	4-2 W	54-17-9	117

1987-88

DATE	OPP.	RESULT	RECORD	PTS
1 Oct. 8	vs. DET	5-1 W	1-0-0	2
2 Oct. 10	vs. WPG	1-5 L	1-1-0	2
3 Oct. 12	at WPG	2-3 L	1-2-0	2
4 Oct. 14	at EDM	5-4 W	2-2-0	4
5 Oct. 16	vs. EDM	2-5 L	2-3-0	4
6 Oct. 18	vs. BOS	5-6 L/OT	2-4-0	4
7 Oct. 20	at NYI	4-5 L	2-5-0	4
8 Oct. 21	at NYR	5-4 W	3-5-0	6
9 Oct. 24	at QUE	7-5 W	4-5-0	8
10 Oct. 26	at MTL	5-3 W	5-5-0	10
11 Oct. 30	at VAN	3-3 T	5-5-1	11
12 Nov. 3	vs. NYR	5-3 W	6-5-1	13
13 Nov. 5	vs. EDM	4-4 T	6-5-2	14
14 Nov. 8	vs. BUF	3-6 L	6-6-2	14
15 Nov. 10	at WPG	3-4 L	6-7-2	14
16 Nov. 11	at MNS	4-3 W	7-7-2	16
17 Nov. 13	vs. LA	10-7 W	8-7-2	18
18 Nov. 15	vs. VAN	8-4 W	9-7-2	20
19 Nov. 17	vs. BOS	3-6 L	9-8-2	20
20 Nov. 19	vs. QUE	9-1 W	10-8-2	22
21 Nov. 21	vs. PIT	4-4 T	10-8-3	23
22 Nov. 23	vs. NJ	9-2 W	11-8-3	25
23 Nov. 25	at VAN	4-2 W	12-8-3	27
24 Nov. 28	at LA	8-4 W	13-8-3	29
25 Nov. 30	vs. CHI	4-0 W	14-8-3	31
26 Dec. 3	vs. TOR	5-3 W	15-8-3	33
27 Dec. 5	vs. MNS	4-4 T	15-8-4	34
28 Dec. 8	at WSH	5-4 W	16-8-4	36
29 Dec. 9	at PIT	2-5 L	16-9-4	36
30 Dec. 11	at NJ	5-1 W	17-9-4	38
31 Dec. 13	at BUF	7-1 W	18-9-4	40
32 Dec. 16	vs. WPG	5-4 W	19-9-4	42
33 Dec. 19	at LA	4-1 W	20-9-4	44
34 Dec. 20	vs. LA	3-6 L	20-10-4	44
35 Dec. 22	vs. HFD	6-5 W/OT	21-10-4	46
36 Dec. 26	vs. EDM	4-5 L	21-11-4	46
37 Dec. 28	vs. MTL	9-3 W	22-11-4	48
38 Dec. 31	vs. PHI	5-4 W	23-11-4	50
39 Jan. 2	at STL	3-5 L	23-11-4	50
40 Jan. 3	at CHI	5-4 W	24-12-4	52
41 Jan. 6	vs. WPG	6-1 W	25-12-4	54
42 Jan. 8	vs. NYI	7-4 W	26-12-4	56
43 Jan. 10	vs. WSH	8-2 W	27-12-4	58
44 Jan. 13	at EDM	3-5 L	27-13-4	58
45 Jan. 15	at VAN	4-4 T	27-13-5	59
46 Jan. 19	vs. VAN	7-5 W	28-13-5	61
47 Jan. 21	vs. LA	4-5 L/OT	28-14-5	61
48 Jan. 23	at DET	4-4 T	28-14-6	62
49 Jan. 25	at TOR	11-3 W	29-14-6	64
50 Jan. 27	vs. HFD	5-1 W	30-14-6	66
51 Jan. 29	at EDM	5-4 W	31-14-6	68
52 Jan. 30	vs. VAN	4-3 W	32-14-6	70
53 Feb. 1	vs. NJ	4-5 L	32-15-6	70
54 Feb. 3	at WPG	0-9 L	32-16-6	70
55 Feb. 5	at DET	1-5 L	32-17-6	70
56 Feb. 7	at LA	5-2 W	33-17-6	72
57 Feb. 12	at PHI	3-2 W	34-17-6	74
58 Feb. 14	at WSH	4-5 L/OT	34-18-6	74
59 Feb. 16	at NYI	3-9 L	34-19-6	74
60 Feb. 17	at NYR	3-5 L	34-20-6	74
61 Feb. 20	at STL	6-3 W	35-20-6	76
62 Feb. 21	at CHI	3-3 T	35-20-7	77
63 Feb. 26	at VAN	5-3 W	36-20-7	79
64 Feb. 28	at EDM	3-2 W	37-20-7	81
65 Mar. 3	vs. PHI	6-3 W	38-20-7	83
66 Mar. 5	vs. EDM	7-4 W	39-20-7	85
67 Mar. 7	vs. PIT	4-5 L	39-21-7	85
68 Mar. 9	at WPG	6-6 T	39-21-8	86
69 Mar. 10	vs. WPG	5-3 W	40-21-8	88
70 Mar. 12	vs. BUF	10-4 W	41-21-8	90
71 Mar. 15	at HFD	8-6 W	42-21-8	92
72 Mar. 17	at BOS	7-5 W	43-21-8	94
73 Mar. 19	at QUE	5-4 W/OT	44-21-8	96
74 Mar. 21	at MTL	3-3 T	44-21-9	97
75 Mar. 24	vs. TOR	7-1 W	45-21-9	99
76 Mar. 26	vs. VAN	6-1 W	46-21-9	101
77 Mar. 28	vs. STL	7-2 W	47-21-9	103
78 Mar. 30	at LA	7-9 L	47-22-9	103
79 Apr. 1	vs. LA	3-6 L	47-23-9	103
80 Apr. 3	vs. MNS	4-1 W	48-23-9	105

1986-87

	DATE	OPP.	RESULT	RECORD	PTS
1	Oct. 9	at BOS	5-3 W	1-0-0	2
2	Oct. 11	at HFD	5-6 L	1-1-0	2
3	Oct. 12	at BUF	4-2 W	2-1-0	4
4	Oct. 16	vs. QUE	2-4 L	2-2-0	4
5	Oct. 18	vs. DET	3-5 L	2-3-0	4
6	Oct. 22	vs. EDM	6-3 W	3-3-0	6
7	Oct. 24	at WPG	2-5 L	3-4-0	6
8	Oct. 26	vs. BOS	0-6 L	3-5-0	6
9	Oct. 28	at MNS	4-7 L	3-6-0	6
10	Oct. 29	at WPG	2-6 L	3-7-0	6
11	Nov. 1	vs. WSH	4-1 W	4-7-0	8
12	Nov. 3	vs. LA	4-2 W	5-7-0	10
13	Nov. 5	at EDM	3-1 W	6-7-0	12
14	Nov. 7	vs. EDM	6-4 W	7-7-0	14
15	Nov. 9	vs. MTL	3-0 W	8-7-0	16
16	Nov. 11	vs. VAN	5-3 W	9-7-0	18
17	Nov. 13	vs. HFD	4-3 W	10-7-0	20
18	Nov. 15	at LA	1-4 L	10-8-0	20
19	Nov. 18	at VAN	0-5 L	10-9-0	20
20	Nov. 20	vs. PIT	2-5 L	10-10-0	20
21	Nov. 22	vs. NYR	8-5 W	11-10-0	22
22	Nov. 24	vs. EDM	6-5 W	12-10-0	24
23	Nov. 27	vs. WPG	3-4 L	12-11-0	24
24	Nov. 29	vs. CHI	5-4 W	13-11-0	26
25	Dec. 2	vs. NYI	3-3 T	13-11-1	27
26	Dec. 4	vs. CHI	4-1 W	14-11-1	29
27	Dec. 6	at QUE	3-2 W	15-11-1	31
28	Dec. 8	at MTL	3-5 L	15-12-1	31
29	Dec. 10	at PIT	6-4 W	16-12-1	33
30	Dec. 11	at PHI	3-5 L	16-13-1	33
31	Dec. 13	at LA	6-3 W	17-13-1	35
32	Dec. 16	vs. DET	8-3 W	18-13-1	37
33	Dec. 18	vs. QUE	6-2 W	19-13-1	39
34	Dec. 20	at VAN	5-3 W	20-13-1	41
35	Dec. 22	vs. LA	3-5 L	20-14-1	41
36	Dec. 28	at BUF	4-1 W	21-14-1	43
37	Dec. 30	at NJ	4-3 W	22-14-1	45
38	Dec. 31	at DET	4-6 L	22-15-1	45
39	Jan. 3	at STL	4-7 L	22-16-1	45
40	Jan. 4	at CHI	4-1 W	23-16-1	47
41	Jan. 8	vs. LA	5-4 W	24-16-1	49
42	Jan. 10	vs. STL	5-2 W	25-16-1	51
43	Jan. 11	at EDM	3-5 L	25-17-1	51
44	Jan. 14	vs. NYR	5-8 L	25-18-1	51
45	Jan. 16	at VAN	5-9 L	25-19-1	51
46	Jan. 17	vs. VAN	3-4 L	25-20-1	51
47	Jan. 20	at NYI	3-1 W	26-20-1	53
48	Jan. 22	at NJ	5-7 L	26-21-1	53
49	Jan. 24	at BOS	3-5 L	26-22-1	53
50	Jan. 26	at TOR	6-5 W/OT	27-22-1	55
51	Jan. 29	vs. MNS	3-3 T	27-22-2	56
52	Jan. 31	vs. NJ	5-3 W	28-22-2	58
53	Feb. 3	vs. VAN	2-4 L	28-23-2	58
54	Feb. 5	vs. STL	1-2 L	28-24-2	58
55	Feb. 7	vs. NYI	4-1 W	29-24-2	60
56	Feb. 8	at VAN	3-2 W	30-24-2	62
57	Feb. 14	at MNS	3-2 W	31-24-2	64
58	Feb. 16	at PHI	5-0 W	32-24-2	66
59	Feb. 17	at PIT	3-1 W	33-24-2	68
60	Feb. 20	vs. TOR	7-2 W	34-24-2	70
61	Feb. 22	vs. WSH	2-5 L	34-25-2	70
62	Feb. 24	vs. VAN	2-0 W	35-25-2	72
63	Feb. 26	vs. PHI	4-3 W	36-25-2	74
64	Feb. 28	vs. WPG	5-3 W	37-25-2	76
65	Mar. 1	at WPG	3-6 L	37-26-2	76
66	Mar. 3	vs. MTL	2-4 L	37-27-2	76
67	Mar. 5	vs. LA	7-2 W	38-27-2	78
68	Mar. 8	at NYR	7-4 W	39-27-2	80
69	Mar. 10	at HFD	6-3 W	40-27-2	82
70	Mar. 11	at HFD	6-1 W	41-27-2	84
71	Mar. 14	at TOR	4-6 L	41-28-2	84
72	Mar. 17	vs. BUF	6-2 W	42-28-2	86
73	Mar. 19	vs. EDM	5-4 W	43-28-2	88
74	Mar. 20	at EDM	6-3 W	44-28-2	90
75	Mar. 25	at WPG	1-10 L	44-29-2	90
76	Mar. 26	vs. WPG	3-1 W	45-29-2	92
77	Mar. 28	at LA	4-5 L	46-29-2	94
78	Mar. 30	at LA	4-5 L	46-30-2	94
79	Apr. 2	at EDM	4-4 L	46-30-3	95
80	Apr. 5	vs. WPG	1-3 L	46-31-3	95

GAME-BY-GAME RESULTS

1985-86

DATE	OPP.	RESULT	RECORD	PTS
1 Oct. 11	vs. WPG	8-3 W	1-0-0	2
2 Oct. 13	at LA	9-2 W	2-0-0	4
3 Oct. 16	vs. STL	1-2 L	2-1-0	4
4 Oct. 19	vs. BOS	3-6 L	2-2-0	4
5 Oct. 20	at WPG	5-8 L	2-3-0	4
6 Oct. 23	vs. WSH	4-2 W	3-3-0	6
7 Oct. 25	at EDM	3-5 L	3-4-0	6
8 Oct. 26	vs. DET	7-4 W	4-4-0	8
9 Oct. 28	vs. EDM	4-6 L	4-5-0	8
10 Oct. 30	vs. BUF	4-2 W	5-5-0	10
11 Nov. 2	vs. TOR	4-2 W	6-5-0	12
12 Nov. 5	at NYI	4-4 T	6-5-1	13
13 Nov. 6	at NJ	5-2 W	7-5-1	15
14 Nov. 9	at WSH	5-4 W	8-5-1	17
15 Nov. 10	at BUF	1-5 L	8-6-1	17
16 Nov. 13	vs. WPG	3-5 T	8-6-2	18
17 Nov. 16	vs. NJ	7-2 W	9-6-2	20
18 Nov. 17	at WPG	5-4 W	10-6-2	22
19 Nov. 19	vs. MNS	3-3 T	10-6-3	23
20 Nov. 23	at MTL	3-4 L	10-7-3	23
21 Nov. 26	at QUE	3-1 W	11-7-3	25
22 Nov. 27	at NYR	5-2 W	12-7-3	27
23 Nov. 30	vs. NYI	4-3 W	13-7-3	29
24 Dec. 1	at EDM	3-5 L	13-8-3	29
25 Dec. 4	vs. HFD	8-5 W	14-8-3	31
26 Dec. 6	vs. CHI	5-2 W	15-8-3	33
27 Dec. 10	vs. LA	6-5 W	16-8-3	35
28 Dec. 12	vs. LA	5-0 W	17-8-3	37
29 Dec. 14	at VAN	3-4 L	17-9-3	37
30 Dec. 17	at PIT	3-4 L	17-10-3	37
31 Dec. 18	at HFD	3-4 L	17-11-3	37
32 Dec. 20	at STL	2-5 L	17-12-3	37
33 Dec. 22	at CHI	4-5 L/OT	17-13-3	37
34 Dec. 28	vs. PHI	5-6 L	17-14-3	37
35 Dec. 31	at MNS	3-6 L	17-15-3	37
36 Jan. 2	vs. EDM	3-4 L	17-16-3	37
37 Jan. 4	vs. MTL	5-6 L	17-17-3	37
38 Jan. 5	at EDM	3-6 L	17-18-3	37
39 Jan. 7	vs. HFD	1-9 L	17-19-3	37
40 Jan. 9	vs. VAN	5-4 W/OT	18-19-3	39
41 Jan. 12	at PHI	0-3 L	18-20-3	39
42 Jan. 14	at WSH	4-3 W	19-20-3	41
43 Jan. 16	at BOS	2-3 L	19-21-3	41
44 Jan. 18	at DET	7-4 W	20-21-3	43
45 Jan. 19	at TOR	9-5 W	21-21-3	45
46 Jan. 22	vs. NJ	6-6 T	21-21-4	46
47 Jan. 25	vs. PIT	5-2 W	22-21-4	48
48 Jan. 27	vs. LA	6-3 W	23-21-4	50
49 Jan. 29	at VAN	4-4 T	23-21-5	51
50 Jan. 31	at EDM	4-7 L	23-22-5	51
51 Feb. 1	vs. EDM	4-4 T	23-22-6	52
52 Feb. 6	vs. LA	7-2 W	24-22-6	54
53 Feb. 9	at LA	7-3 W	25-22-6	56
54 Feb. 12	vs. WPG	4-2 W	26-22-6	58
55 Feb. 14	vs. BUF	3-3 T	26-22-7	59
56 Feb. 16	vs. QUE	3-6 L	26-23-7	59
57 Feb. 18	vs. BOS	7-4 W	27-23-7	61
58 Feb. 20	vs. TOR	6-7 L/OT	27-24-7	61
59 Feb. 21	at VAN	4-0 W	28-24-7	63
60 Feb. 23	at CHI	2-6 L	28-25-7	63
61 Feb. 25	at STL	4-1 W	29-25-7	65
62 Feb. 27	vs. PHI	7-4 W	30-25-7	67
63 Mar. 1	vs. VAN	3-2 W	31-25-7	69
64 Mar. 2	at LA	5-1 W	32-25-7	71
65 Mar. 4	vs. PIT	6-3 W	33-25-7	73
66 Mar. 6	vs. NYR	2-5 L	33-26-7	73
67 Mar. 9	at DET	3-3 T	33-26-8	74
68 Mar. 11	at NYI	4-8 L	33-27-8	76
69 Mar. 12	at NYR	3-2 W	34-27-8	76
70 Mar. 14	at QUE	2-6 L	34-28-8	76
71 Mar. 15	at MTL	5-3 W	35-28-8	78
72 Mar. 19	vs. MNS	5-6 L	35-29-8	78
73 Mar. 21	vs. VAN	5-5 T	35-29-9	79
74 Mar. 23	at WPG	7-4 W	36-29-9	81
75 Mar. 26	at LA	3-7 L	36-30-9	81
76 Mar. 28	vs. WPG	6-3 W	37-30-9	83
77 Mar. 30	at VAN	2-4 L	37-31-9	83
78 Apr. 1	vs. VAN	6-5 W	38-31-9	85
79 Apr. 4	vs. EDM	9-3 W	39-31-9	87
80 Apr. 6	at WPG	6-4 W	40-31-9	89

1984-85

DATE	OPP.	RESULT	RECORD	PTS
1 Oct. 11	vs. STL	2-4 L	0-1-0	0
2 Oct. 13	vs. QUE	7-2 W	1-1-0	2
3 Oct. 14	at VAN	7-5 W	2-1-0	4
4 Oct. 17	vs. WPG	7-4 W	3-1-0	6
5 Oct. 19	vs. BOS	8-2 W	4-1-0	8
6 Oct. 21	at EDM	4-6 L	4-2-0	8
7 Oct. 23	vs. HFD	9-4 W	5-2-0	10
8 Oct. 25	vs. WSH	5-3 W	6-2-0	12
9 Oct. 27	at TOR	5-3 W	7-2-0	14
10 Oct. 28	at BUF	2-6 L	7-3-0	14
11 Oct. 31	at WSH	3-4 L/OT	7-4-0	14
12 Nov. 1	at DET	9-5 W	8-4-0	16
13 Nov. 4	at STL	2-5 L	8-5-0	16
14 Nov. 7	vs. CHI	3-5 L	8-6-0	16
15 Nov. 10	vs. MTL	3-3 T	8-6-1	17
16 Nov. 13	vs. DET	5-4 W/OT	9-6-1	19
17 Nov. 15	vs. EDM	6-2 W	10-6-1	21
18 Nov. 16	at WPG	6-2 W	11-6-1	23
19 Nov. 19	at LA	4-5 L	11-7-1	23
20 Nov. 21	vs. VAN	6-4 W	12-7-1	25
21 Nov. 23	vs. STL	1-3 L	12-8-1	25
22 Nov. 25	at VAN	4-2 W	13-8-1	27
23 Nov. 28	vs. NYI	5-2 W	14-8-1	29
24 Dec. 1	at MNS	8-4 W	15-8-1	31
25 Dec. 2	at WPG	6-8 L	15-9-1	31
26 Dec. 5	at NYR	4-4 T	15-9-2	32
27 Dec. 7	at NJ	3-3 T	15-9-3	33
28 Dec. 8	at PIT	4-6 L	15-10-3	33
29 Dec. 12	vs. WPG	9-2 W	16-10-3	35
30 Dec. 15	at LA	5-6 L	16-11-3	35
31 Dec. 18	vs. LA	3-6 L	16-12-3	35
32 Dec. 20	vs. VAN	9-1 W	17-12-3	37
33 Dec. 22	at EDM	1-7 L	17-13-3	37
34 Dec. 23	at VAN	5-4 W	18-13-3	39
35 Dec. 26	vs. EDM	5-6 L	18-14-3	39
36 Dec. 28	vs. DET	3-4 L	18-15-3	39
37 Dec. 30	at CHI	5-2 W	19-15-3	41
38 Jan. 1	at WPG	5-3 W	20-15-3	43
39 Jan. 3	vs. PHI	4-3 W	21-15-3	45
40 Jan. 5	vs. MNS	4-4 T	21-15-4	46
41 Jan. 9	vs. LA	4-4 T	21-15-5	47
42 Jan. 11	at QUE	0-4 L	21-16-5	47
43 Jan. 13	at PHI	1-7 L	21-17-5	47
44 Jan. 15	at HFD	5-2 W	22-17-5	49
45 Jan. 17	at BOS	4-3 W	23-17-5	51
46 Jan. 21	at VAN	3-3 T	23-17-6	52
47 Jan. 23	vs. NJ	6-3 W	24-17-6	54
48 Jan. 25	vs. PIT	6-6 T	24-17-7	55
49 Jan. 26	vs. VAN	6-2 W	25-17-7	57
50 Jan. 28	at EDM	3-4 L	25-18-7	57
51 Jan. 29	vs. EDM	2-4 L	25-19-7	57
52 Jan. 31	vs. NYR	7-2 W	26-19-7	59
53 Feb. 3	at BUF	1-6 L	26-20-7	59
54 Feb. 5	at MTL	4-2 W	27-20-7	61
55 Feb. 6	at HFD	7-4 W	28-20-7	63
56 Feb. 9	vs. BUF	1-6 L	28-21-7	63
57 Feb. 14	vs. WSH	3-4 L	28-22-7	63
58 Feb. 16	vs. WPG	8-4 W	29-22-7	65
59 Feb. 19	at NYI	4-8 L	29-23-7	65
60 Feb. 20	at PIT	3-6 L	29-24-7	65
61 Feb. 23	at NJ	5-1 W	30-24-7	67
62 Feb. 24	at PHI	1-4 L	30-25-7	67
63 Feb. 27	vs. NYI	3-1 W	31-25-7	69
64 Mar. 1	vs. MTL	6-4 W	32-25-7	71
65 Mar. 3	vs. LA	7-0 W	33-25-7	73
66 Mar. 5	vs. EDM	3-5 L	33-26-7	73
67 Mar. 9	vs. NYR	11-5 W	34-26-7	75
68 Mar. 9	vs. QUE	2-2 T	34-26-8	76
69 Mar. 13	at TOR	5-3 W	35-26-8	78
70 Mar. 16	at BOS	5-3 W	36-26-8	80
71 Mar. 18	at MNS	4-4 T	36-26-9	81
72 Mar. 20	vs. TOR	7-4 W	37-26-9	83
73 Mar. 22	vs. CHI	1-3 L	37-27-9	83
74 Mar. 23	at LA	4-3 W	38-27-9	85
75 Mar. 27	at LA	4-2 W	39-27-9	87
76 Mar. 29	vs. LA	3-0 W	40-27-9	89
77 Mar. 31	at WPG	4-4 T	40-27-10	90
78 Apr. 3	vs. VAN	5-3 W	41-27-10	92
79 Apr. 5	at EDM	5-5 T	41-27-11	93
80 Apr. 7	vs. WPG	4-4 T	41-27-12	94

1983-84

	DATE	OPP.	RESULT	RECORD	PTS
1	Oct. 5	at VAN	5-3 W	1-0-0	2
2	Oct. 9	at WPG	1-1 T	1-0-1	3
3	Oct. 12	at MNS	5-7 L	1-1-1	3
4	Oct. 15	vs. EDM	3-4 L	1-2-1	3
5	Oct. 16	at EDM	1-5 L	1-3-1	3
6	Oct. 18	at NYI	4-3 W	2-3-1	5
7	Oct. 19	at NYR	1-3 L	2-4-1	5
8	Oct. 22	at DET	1-4 L	2-5-1	5
9	Oct. 23	at CHI	4-7 L	2-6-1	5
10	Oct. 26	vs. STL	5-4 W	3-6-1	7
11	Oct. 28	vs. WPG	7-1 W	4-6-1	9
12	Oct. 30	vs. VAN	4-3 W/OT	5-6-1	11
13	Nov. 3	vs. PIT	3-3 T	5-6-2	12
14	Nov. 5	vs. TOR	5-3 W	6-6-2	14
15	Nov. 8	at PIT	4-4 T	6-6-3	15
16	Nov. 9	at NYR	3-4 L	6-7-3	15
17	Nov. 12	at NJ	4-3 W/OT	7-7-3	17
18	Nov. 13	at BUF	2-1 L	7-8-3	17
19	Nov. 17	vs. NJ	5-4 W	8-8-3	19
20	Nov. 19	vs. BUF	2-5 L	8-9-3	19
21	Nov. 21	vs. LA	7-4 W	9-9-3	21
22	Nov. 24	vs. WPG	4-4 T	9-9-4	22
23	Nov. 26	at LA	4-1 W	10-9-4	24
24	Nov. 29	vs. PHI	5-8 L	10-10-4	24
25	Dec. 1	vs. NYI	6-2 W	11-10-4	26
26	Dec. 3	at MTL	2-4 L	11-11-4	26
27	Dec. 6	at QUE	1-8 L	11-12-4	26
28	Dec. 8	at WSH	3-4 L	11-13-4	26
29	Dec. 10	at TOR	3-3 T	11-13-5	27
30	Dec. 14	vs. QUE	4-2 W	12-13-5	29
31	Dec. 16	at VAN	3-5 L	12-14-5	29
32	Dec. 19	vs. WPG	7-6 W	13-14-5	31
33	Dec. 21	at MTL	4-7 L	13-15-5	31
34	Dec. 23	at EDM	5-5 T	13-15-6	32
35	Dec. 26	vs. EDM	3-6 L	13-16-6	32
36	Dec. 28	vs. BOS	3-5 L	13-17-6	32
37	Dec. 30	vs. VAN	5-1 W	14-17-6	34
38	Jan. 1	at WPG	3-3 T	14-17-7	35
39	Jan. 3	vs. EDM	6-9 L	14-18-7	35
40	Jan. 5	vs. MNS	5-4 W	15-18-7	37
41	Jan. 7	at LA	1-7 L	15-19-7	37
42	Jan. 11	vs. WPG	9-5 W	16-19-7	39
43	Jan. 13	vs. HFD	3-3 T	16-19-8	40
44	Jan. 15	vs. WSH	3-2 W	17-19-8	42
45	Jan. 17	at STL	2-2 T	17-19-9	43
46	Jan. 18	at DET	4-2 W	18-19-9	45
47	Jan. 21	at MTL	3-2 W	19-19-9	47
48	Jan. 25	vs. NJ	2-2 T	19-19-10	48
49	Jan. 27	vs. LA	2-2 T	19-19-11	49
50	Feb. 2	vs. NYR	8-1 W	20-19-11	51
51	Feb. 3	at EDM	5-0 L	20-20-11	51
52	Feb. 5	vs. VAN	4-2 W	21-20-11	53
53	Feb. 7	at STL	2-1 W	22-20-11	55
54	Feb. 8	at WSH	1-6 L	22-21-11	55
55	Feb. 11	at HFD	6-3 W	23-21-11	57
56	Feb. 12	at CHI	6-4 W	24-21-11	59
57	Feb. 16	vs. PIT	10-3 W	25-21-11	61
58	Feb. 18	vs. BOS	5-5 T	25-21-12	62
59	Feb. 19	at VAN	2-5 L	25-22-12	62
60	Feb. 21	vs. TOR	2-2 T	25-22-13	63
61	Feb. 23	vs. VAN	3-2 W/OT	26-22-13	65
62	Feb. 24	at EDM	3-5 L	26-23-13	65
63	Feb. 26	at LA	5-2 W	27-23-13	67
64	Feb. 28	vs. LA	1-1 W	28-23-13	69
65	Mar. 1	vs. PHI	5-1 W	29-23-13	71
66	Mar. 3	vs. MTL	1-3 L	29-24-13	71
67	Mar. 6	at QUE	3-4 L	29-25-13	71
68	Mar. 8	at BOS	2-3 L	29-26-13	71
69	Mar. 10	at NYI	5-4 W/OT	30-26-13	73
70	Mar. 11	at PHI	2-3 L	30-27-13	73
71	Mar. 14	vs. BUF	2-4 L	30-28-13	73
72	Mar. 16	vs. CHI	6-5 W	31-28-13	75
73	Mar. 18	at WPG	4-3 W	32-28-13	77
74	Mar. 20	vs. HFD	4-1 W	33-28-13	79
75	Mar. 22	vs. DET	4-6 L	33-29-13	79
76	Mar. 25	at VAN	4-4 T	33-29-14	80
77	Mar. 27	vs. EDM	2-9 L	33-30-14	80
78	Mar. 29	vs. EDM	3-6 L	33-31-14	80
79	Mar. 31	vs. MNS	10-3 W	34-31-14	82
80	Apr. 1	at WPG	2-3 L	34-32-14	82

GAME-BY-GAME RESULTS

1982-83

DATE	OPP.	RESULT	RECORD	PTS
1 Oct. 5	at EDM	5-7 L	0-1-0	0
2 Oct. 7	vs. NYI	4-5 L	0-2-0	0
3 Oct. 9	at LA	1-3 L	0-3-0	0
4 Oct. 12	vs. EDM	9-4 W	1-3-0	2
5 Oct. 14	vs. DET	6-4 W	2-3-0	4
6 Oct. 16	at MNS	4-8 L	2-4-0	4
7 Oct. 17	at WPG	5-5 T	2-4-1	5
8 Oct. 19	vs. BOS	1-3 L	2-5-1	5
9 Oct. 21	vs. HFD	10-3 W	3-5-1	7
10 Oct. 23	at TOR	5-5 T	3-5-2	8
11 Oct. 26	at NYI	2-7 L	3-6-2	8
12 Oct. 27	at NYR	4-7 L	3-7-2	8
13 Oct. 30	at PIT	4-1 W	4-7-2	10
14 Nov. 1	at NJ	6-3 W	5-7-2	12
15 Nov. 4	vs. WPG	7-5 W	6-7-2	14
16 Nov. 6	vs. NYR	2-2 T	6-7-3	15
17 Nov. 7	at WPG	2-5 L	6-8-3	15
18 Nov. 9	vs. LA	5-4 W	7-8-3	17
19 Nov. 13	at PIT	3-1 W	8-8-3	19
20 Nov. 16	at WSH	3-1 L	8-9-3	19
21 Nov. 18	at PHI	2-3 L	8-10-3	19
22 Nov. 20	at HFD	4-4 T	8-10-4	20
23 Nov. 21	at BOS	1-2 L	8-11-4	20
24 Nov. 23	vs. WSH	6-3 W	9-11-4	22
25 Nov. 25	vs. QUE	2-3 L	9-12-4	22
26 Nov. 27	vs. NJ	3-4 L	9-13-4	22
27 Nov. 29	at MNS	3-3 T	9-13-5	23
28 Dec. 1	at LA	1-4 L	9-14-5	23
29 Dec. 3	at VAN	5-4 W	10-15-4	25
30 Dec. 4	at EDM	5-7 L	10-15-5	25
31 Dec. 7	vs. LA	4-4 T	10-15-6	26
32 Dec. 9	vs. STL	2-7 L	10-16-6	26
33 Dec. 10	at WPG	6-4 W	11-16-6	28
34 Dec. 12	at DET	3-7 L	11-17-6	28
35 Dec. 16	vs. VAN	2-3 L	11-18-6	28
36 Dec. 18	vs. MTL	4-5 L	11-19-6	28
37 Dec. 21	vs. MNS	6-4 W	12-19-6	30
38 Dec. 23	at VAN	6-3 W	13-19-6	32
39 Dec. 26	vs. EDM	4-4 T	13-19-7	33
40 Dec. 28	vs. CHI	3-2 W	14-19-7	35
41 Dec. 30	vs. PHI	3-6 L	14-20-7	35
42 Jan. 4	vs. EDM	3-6 L	14-21-7	35
43 Jan. 6	vs. WPG	5-1 W	15-21-7	37
44 Jan. 8	vs. DET	5-2 W	16-21-7	39
45 Jan. 12	at VAN	6-4 W	17-21-7	41
46 Jan. 13	vs. VAN	5-2 W	18-21-7	43
47 Jan. 15	at QUE	2-7 L	18-22-7	43
48 Jan. 18	at MTL	18-23-7	43	
49 Jan. 20	at PHI	2-5 L	18-24-7	43
50 Jan. 22	at STL	7-6 W	19-24-7	45
51 Jan. 25	at LA	8-6 W	20-24-7	47
52 Jan. 27	vs. TOR	3-1 W	21-24-7	49
53 Jan. 29	at EDM	4-5 L	21-25-7	49
54 Feb. 1	vs. NYI	2-2 T	21-25-8	50
55 Feb. 3	vs. MTL	7-3 W	22-25-8	52
56 Feb. 5	vs. PIT	7-4 W	23-25-8	54
57 Feb. 10	vs. QUE	3-3 T	23-25-9	55
58 Feb. 12	vs. BUF	4-2 W	24-25-9	57
59 Feb. 16	at CHI	3-5 L	24-26-9	57
60 Feb. 18	at BUF	1-5 L	24-27-9	57
61 Feb. 19	at TOR	3-5 L	24-28-9	57
62 Feb. 22	vs. EDM	4-1 W	25-28-9	59
63 Feb. 24	vs. WSH	2-4 L	25-29-9	59
64 Feb. 26	vs. STL	7-2 W	26-29-9	61
65 Feb. 27	at VAN	2-6 L	26-30-9	61
66 Mar. 1	vs. VAN	8-1 W	27-30-9	63
67 Mar. 5	vs. LA	4-4 T	27-30-10	64
68 Mar. 8	at LA	4-6 L	27-31-10	64
69 Mar. 10	vs. WPG	6-3 W	28-31-10	66
70 Mar. 12	vs. NYR	1-4 L	28-32-10	66
71 Mar. 14	at NJ	7-0 W	29-32-10	68
72 Mar. 16	at BUF	3-5 L	29-33-10	68
73 Mar. 19	at BOS	2-2 T	29-33-11	69
74 Mar. 20	at HFD	2-2 T	29-33-12	70
75 Mar. 24	vs. CHI	6-5 W	30-33-12	72
76 Mar. 26	vs. WPG	2-5 L	30-34-12	72
77 Mar. 27	at WPG	4-3 W	31-34-12	74
78 Mar. 29	vs. LA	5-3 W	32-34-12	76
79 Mar. 31	vs. VAN	4-4 T	32-34-13	77
80 Apr. 3	at EDM	3-3 T	32-34-14	78

1981-82

DATE	OPP.	RESULT	RECORD	PTS
1 Oct. 8	vs. VAN	1-1 T	0-0-1	1
2 Oct. 10	at STL	6-4 W	1-0-1	3
3 Oct. 11	at CHI	0-3 L	1-1-1	3
4 Oct. 13	at LA	3-4 L	1-2-1	3
5 Oct. 15	vs. WPG	4-5 L	1-3-1	3
6 Oct. 16	at EDM	4-8 L	1-4-1	3
7 Oct. 20	vs. EDM	4-5 L	1-5-1	3
8 Oct. 22	vs. PIT	3-3 T	1-5-2	4
9 Oct. 24	vs. HFD	7-3 W	2-5-2	6
10 Oct. 28	at MNS	1-6 L	2-6-2	6
11 Oct. 29	at DET	4-12 L	2-7-2	6
12 Nov. 1	at NYR	2-4 L	2-8-2	6
13 Nov. 3	at NYI	2-2 T	2-8-3	7
14 Nov. 4	at BUF	3-3 T	2-8-4	8
15 Nov. 7	at STL	2-4 L	2-9-4	8
16 Nov. 8	at CHI	4-10 L	2-10-4	8
17 Nov. 10	vs. STL	0-7 L	2-11-4	8
18 Nov. 12	vs. QUE	3-2 W	3-11-4	10
19 Nov. 15	vs. VAN	4-7 L	3-12-4	10
20 Nov. 17	vs. WPG	6-4 W	4-12-4	12
21 Nov. 19	vs. LA	6-3 W	5-12-4	14
22 Nov. 21	vs. DET	4-4 T	5-12-5	15
23 Nov. 24	vs. CR	9-2 W	6-12-5	17
24 Nov. 26	vs. LA	7-1 W	7-12-5	19
25 Nov. 28	vs. CHI	4-4 T	7-12-6	20
26 Dec. 2	at WSH	3-9 L	7-13-6	20
27 Dec. 3	at PHI	1-6 L	7-14-6	20
28 Dec. 5	at MTL	7-4 W	8-14-6	22
29 Dec. 8	at QUE	7-4 W	9-14-6	24
30 Dec. 12	vs. NYI	3-3 T	9-14-7	25
31 Dec. 13	at VAN	7-6 W	10-14-7	27
32 Dec. 17	vs. EDM	4-5 L	10-15-7	27
33 Dec. 19	vs. CR	5-2 W	11-15-7	29
34 Dec. 20	at EDM	7-5 W	12-15-7	31
35 Dec. 23	vs. MNS	4-4 T	12-15-8	32
36 Dec. 26	at CR	3-6 L	12-16-8	32
37 Dec. 28	vs. PHI	4-7 L	12-17-8	32
38 Dec. 30	vs. BOS	2-4 L	12-18-8	32
39 Jan. 2	at LA	5-5 T	12-18-9	33
40 Jan. 5	vs. CR	5-4 W	13-18-9	35
41 Jan. 7	vs. TOR	4-4 T	13-18-10	36
42 Jan. 9	at EDM	2-7 L	13-19-10	36
43 Jan. 10	vs. EDM	5-1 W	14-19-10	38
44 Jan. 13	at VAN	1-5 L	14-20-10	38
45 Jan. 14	vs. LA	5-2 W	15-20-10	40
46 Jan. 16	vs. PIT	4-0 W	16-20-10	42
47 Jan. 17	at CR	5-3 W	17-20-10	44
48 Jan. 20	at TOR	4-4 T	17-20-11	45
49 Jan. 21	at DET	7-4 W	18-20-11	47
50 Jan. 23	at MTL	2-6 L	18-21-11	47
51 Jan. 25	at BOS	3-3 T	18-21-12	48
52 Jan. 27	at HFD	1-3 L	18-22-12	48
53 Jan. 30	vs. BUF	3-2 W	19-22-12	50
54 Feb. 2	vs. MTL	3-5 L	19-23-12	50
55 Feb. 4	vs. NYR	4-4 T	19-23-13	51
56 Feb. 5	at WPG	4-6 L	19-24-13	51
57 Feb. 7	vs. TOR	8-2 W	20-24-13	53
58 Feb. 11	vs. WSH	3-5 L	20-25-13	53
59 Feb. 13	vs. BOS	6-3 W	21-25-13	55
60 Feb. 16	vs. HFD	7-2 W	22-25-13	57
61 Feb. 18	vs. MNS	2-2 T	22-25-14	58
62 Feb. 20	at LA	2-6 L	22-26-14	58
63 Feb. 23	at VAN	2-2 T	22-26-15	59
64 Feb. 25	vs. VAN	11-4 W	23-26-15	61
65 Feb. 27	vs. PHI	8-9 L	23-27-15	61
66 Mar. 2	at NYI	3-6 L	23-28-15	61
67 Mar. 3	at NYR	2-4 L	23-29-15	61
68 Mar. 5	at WSH	6-8 L	23-30-15	61
69 Mar. 7	at PIT	4-4 T	23-30-16	62
70 Mar. 9	at QUE	9-4 W	24-30-16	64
71 Mar. 11	vs. VAN	6-3 W	25-30-16	66
72 Mar. 13	vs. BUF	4-1 W	26-30-16	68
73 Mar. 17	at LA	4-9 L	26-31-16	68
74 Mar. 19	at EDM	3-3 T	26-31-17	69
75 Mar. 20	at CR	4-2 W	27-31-17	71
76 Mar. 25	vs. EDM	2-7 L	27-32-17	71
77 Mar. 27	at VAN	2-7 L	27-33-17	71
78 Mar. 30	vs. LA	7-5 W	28-33-17	73
79 Apr. 1	vs. CR	11-0 W	29-33-17	75
80 Apr. 3	at CR	1-3 L	29-34-17	75

1980-81

	DATE	OPP.	RESULT	RECORD	PTS
1	Oct. 9	vs. QUE	5-5 T	0-0-1	1
2	Oct. 11	at CR	2-6 L	0-1-1	1
3	Oct. 12	at CHI	3-3 T	0-1-2	2
4	Oct. 14	vs. LA	4-2 W	1-1-2	4
5	Oct. 16	vs. BOS	2-1 W	2-1-2	6
6	Oct. 18	vs. MNS	6-2 W	3-1-2	8
7	Oct. 22	at EDM	3-5 L	3-2-2	8
8	Oct. 23	vs. TOR	4-5 L	3-3-2	8
9	Oct. 25	at PIT	8-2 W	4-3-2	10
10	Oct. 28	at PHI	0-8 L	4-4-2	10
11	Oct. 30	at BOS	3-1 W	5-4-2	12
12	Nov. 1	at STL	3-2 W	6-4-2	14
13	Nov. 2	at MNS	3-8 L	6-5-2	14
14	Nov. 5	at WPG	5-5 T	6-5-3	15
15	Nov. 8	vs. STL	4-2 W	7-5-3	17
16	Nov. 11	vs. NYR	7-3 W	8-5-3	19
17	Nov. 13	vs. CHI	4-4 T	8-5-4	20
18	Nov. 16	vs. CR	3-4 L	8-6-4	20
19	Nov. 20	at WSH	2-4 L	8-7-4	20
20	Nov. 22	at QUE	3-3 T	8-7-5	21
21	Nov. 25	at MTL	5-4 W	9-7-5	23
22	Nov. 27	at BUF	3-6 L	9-8-5	23
23	Nov. 29	at STL	3-9 L	9-9-5	23
24	Nov. 30	at WPG	4-1 W	10-9-5	25
25	Dec. 4	vs. WPG	3-1 W	11-9-5	27
26	Dec. 6	vs. HFD	3-5 L	11-10-5	27
27	Dec. 8	at LA	4-2 W	12-10-5	29
28	Dec. 11	vs. BUF	8-4 W	13-10-5	31
29	Dec. 13	vs. NYI	4-4 T	13-10-6	32
30	Dec. 18	vs. MTL	0-4 L	13-11-6	32
31	Dec. 20	vs. PIT	3-3 T	13-11-7	33
32	Dec. 22	at NYR	3-2 W	14-11-7	35
33	Dec. 23	at NYI	2-2 T	14-11-8	36
34	Dec. 26	at CR	2-5 L	14-12-8	36
35	Dec. 27	vs. PHI	2-1 W	15-12-8	38
36	Dec. 30	vs. EDM	5-3 W	16-12-8	40
37	Jan. 2	vs. LA	7-6 W	17-12-8	42
38	Jan. 4	vs. TOR	8-5 W	18-12-8	44
39	Jan. 5	at LA	2-5 L	18-13-8	44
40	Jan. 8	vs. WSH	6-0 W	19-13-8	46
41	Jan. 10	at DET	1-4 L	19-14-8	46
42	Jan. 11	at CHI	1-2 L	19-15-8	46
43	Jan. 13	vs. NYR	4-4 T	19-15-9	47
44	Jan. 15	vs. DET	10-0 W	20-15-9	49
45	Jan. 17	vs. WPG	4-2 W	21-15-9	51
46	Jan. 19	at NYI	3-6 L	21-16-9	51
47	Jan. 20	at NYI	0-5 L	21-17-9	51
48	Jan. 23	at HFD	4-2 W	22-17-9	53
49	Jan. 24	at PIT	3-4 L	22-18-9	53
50	Jan. 26	at MNS	2-3 L	22-19-9	53
51	Jan. 29	vs. MTL	4-4 T	22-19-10	54
52	Jan. 31	vs. CHI	3-3 T	22-19-11	55
53	Feb. 1	at VAN	2-6 L	22-20-11	55
54	Feb. 5	vs. WSH	5-2 W	23-20-11	57
55	Feb. 7	vs. PIT	5-4 W	24-20-11	59
56	Feb. 8	at EDM	10-4 W	25-20-11	61
57	Feb. 12	vs. QUE	5-3 W	26-20-11	63
58	Feb. 14	vs. BUF	4-4 T	26-20-12	64
59	Feb. 17	vs. STL	2-5 L	26-21-12	64
60	Feb. 19	vs. PHI	5-4 W	27-21-12	66
61	Feb. 21	vs. BOS	7-2 W	28-21-12	68
62	Feb. 22	at VAN	5-3 W	29-21-12	70
63	Feb. 25	vs. NYI	11-4 W	30-21-12	72
64	Feb. 27	vs. HFD	5-1 W	31-21-12	74
65	Mar. 3	at WSH	6-3 W	32-21-12	76
66	Mar. 4	at BUF	0-4 L	32-22-12	76
67	Mar. 7	at TOR	6-4 W	33-22-12	78
68	Mar. 8	at HFD	5-4 W	34-22-12	80
69	Mar. 10	vs. VAN	11-2 W	35-22-12	82
70	Mar. 12	vs. MNS	6-3 W	36-22-12	84
71	Mar. 15	vs. EDM	3-3 T	36-22-13	85
72	Mar. 19	at DET	6-3 W	37-22-13	87
73	Mar. 21	at BOS	3-4 L	37-23-13	87
74	Mar. 22	at PHI	2-6 L	37-24-13	87
75	Mar. 25	at QUE	2-4 L	37-25-13	87
76	Mar. 26	at MTL	2-8 L	37-26-13	87
77	Mar. 28	at TOR	5-9 L	37-27-13	87
78	Mar. 31	vs. DET	5-5 T	37-27-14	88
79	Apr. 2	vs. CR	5-3 W	38-27-14	90
80	Apr. 4	vs. VAN	6-5 W	39-27-14	92

GAME-BY-GAME RESULTS

1979-80

	DATE	OPP.	RESULT	RECORD	PTS
1	Oct. 10	at QUE	5-3 W	1-0-0	2
2	Oct. 11	at MTL	1-3 L	1-1-0	2
3	Oct. 13	vs. PHI	9-2 W	2-1-0	4
4	Oct. 16	at NYI	1-5 L	2-2-0	4
5	Oct. 18	at PHI	2-6 L	2-3-0	4
6	Oct. 20	vs. CHI	2-2 T	2-3-1	5
7	Oct. 23	vs. MTL	3-5 L	2-4-1	5
8	Oct. 26	vs. EDM	7-3 W	3-4-1	7
9	Oct. 27	at STL	3-0 W	4-4-1	9
10	Oct. 30	vs. CR	3-1 W	5-4-1	11
11	Nov. 2	vs. QUE	4-4 T	5-4-2	12
12	Nov. 3	at PIT	3-3 T	5-4-3	13
13	Nov. 6	vs. WPG	8-0 W	6-4-3	15
14	Nov. 9	vs. NYI	5-2 W	7-4-3	17
15	Nov. 11	at BOS	3-6 L	7-5-3	17
16	Nov. 13	vs. VAN	3-5 L	7-6-3	17
17	Nov. 15	at BUF	1-5 L	7-7-3	17
18	Nov. 16	vs. NYR	4-2 W	7-8-3	19
19	Nov. 18	at WSH	4-2 W	9-7-3	21
20	Nov. 21	vs. DET	4-1 W	10-7-3	23
21	Nov. 23	vs. PIT	4-1 W	11-7-3	25
22	Nov. 25	at HFD	2-4 L	11-8-3	25
23	Nov. 27	vs. TOR	3-5 L	11-9-3	25
24	Dec. 4	vs. LA	2-6 L	11-10-3	25
25	Dec. 5	at BUF	1-6 L	11-11-3	25
26	Dec. 8	at MNS	1-4 L	11-12-3	25
27	Dec. 9	at WPG	5-4 W	12-12-3	27
28	Dec. 12	at EDM	5-5 T	12-12-4	28
29	Dec. 14	vs. MNS	3-2 W	13-12-4	30
30	Dec. 15	at TOR	1-8 L	13-13-4	30
31	Dec. 21	vs. STL	1-5 L	13-14-4	30
32	Dec. 22	at STL	7-3 W	14-14-4	32
33	Dec. 26	vs. BOS	3-5 L	14-15-4	32
34	Dec. 28	vs. PIT	2-4 L	14-16-4	32
35	Dec. 29	at PIT	2-3 L	14-17-4	32
36	Jan. 4	vs. DET	3-6 L	14-18-4	32
37	Oct. 6	at NYR	5-5 T	14-18-5	33
38	Jan. 08	vs. WPG	2-0 W	15-18-5	35
39	Jan. 11	vs. QUE	4-3 W	16-18-5	37
40	Jan. 12	at BOS	3-5 L	16-19-5	37
41	Jan. 14	at MTL	2-3 L	16-20-5	37
42	Jan. 16	at VAN	5-3 W	17-20-5	39
43	Jan. 17	at CR	4-1 W	18-20-5	41
44	Jan. 19	at LA	4-2 W	19-20-5	43
45	Jan. 21	vs. BUF	3-3 T	19-20-6	44
46	Jan. 22	vs. TOR	2-4 L	19-21-6	44
47	Jan. 25	vs. CHI	4-4 T	19-21-7	45
48	Jan. 26	at DET	4-3 W	20-21-7	47
49	Jan. 28	at HFD	1-6 L	20-22-7	47
50	Jan. 30	at QUE	4-1 W	21-22-7	49
51	Feb. 1	vs. WSH	4-2 W	22-22-7	51
52	Feb. 2	vs. HFD	5-3 W	23-22-7	53
53	Feb. 8	at EDM	4-2 W	24-22-7	55
54	Feb. 10	at CR	6-1 W	25-22-7	57
55	Feb. 13	at DET	2-2 T	25-22-8	58
56	Feb. 16	at MNS	2-2 T	25-22-9	59
57	Feb. 17	at CHI	2-3 L	25-23-9	59
58	Feb. 19	vs. MNS	4-4 T	25-23-10	60
59	Feb. 21	vs. WSH	3-0 W	26-23-10	62
60	Feb. 23	vs. HFD	5-6 L	26-24-10	62
61	Feb. 26	vs. MTL	3-2 L	26-24-11	63
62	Mar. 1	vs. CR	4-1 W	27-24-11	65
63	Mar. 5	at LA	3-1 W	28-24-11	67
64	Mar. 7	at VAN	9-3 W	29-24-11	69
65	Mar. 9	at WPG	5-2 W	30-24-11	71
66	Mar. 10	vs. VAN	2-5 L	30-25-11	71
67	Mar. 13	vs. LA	2-2 T	30-25-12	72
68	Mar. 15	vs. PHI	4-3 W	31-25-12	74
69	Mar. 17	at TOR	5-1 W	32-25-12	76
70	Mar. 18	at NYI	3-6 L	32-26-12	76
71	Mar. 20	vs. STL	8-5 W	33-26-12	78
72	Mar. 22	vs. BOS	2-4 L	33-27-12	78
73	Mar. 23	at CHI	2-4 L	33-28-12	78
74	Mar. 25	vs. EDM	4-5 L	33-29-12	78
75	Mar. 28	vs. NYR	4-2 W	34-29-12	80
76	Mar. 30	at PHI	2-4 L	34-30-12	80
77	Apr. 1	vs. BUF	2-5 L	34-31-12	80
78	Apr. 2	at NYR	7-3 W	35-31-12	82
79	Apr. 4	vs. NYI	3-7 L	35-32-12	82
80	Apr. 5	at WSH	4-4 T	35-32-13	83

1978-79

	DATE	OPP.	RESULT	RECORD	PTS
1	Oct. 11	at CHI	4-4 T	0-0-1	1
2	Oct. 13	vs. WSH	3-3 T	0-0-2	2
3	Oct. 14	at WSH	6-3 W	1-0-2	4
4	Oct. 17	vs. CR	8-2 W	2-0-2	6
5	Oct. 20	vs. MTL	7-5 W	3-0-2	8
6	Oct. 22	at PHI	5-2 W	4-0-2	10
7	Oct. 24	vs. LA	7-2 W	5-0-2	12
8	Oct. 27	vs. NYI	8-5 W	6-0-2	14
9	Oct. 28	at PIT	4-2 W	7-0-2	16
10	Oct. 31	at STL	5-2 W	8-0-2	18
11	Nov. 1	vs. PHI	3-0 W	9-0-2	20
12	Nov. 3	vs. PIT	2-0 W	10-0-2	22
13	Nov. 4	at MTL	2-4 L	10-1-2	22
14	Nov. 7	vs. VAN	4-2 W	11-1-2	24
15	Nov. 10	vs. CHI	5-2 W	12-1-2	26
16	Nov. 11	at NYI	2-4 L	12-2-2	26
17	Nov. 14	at WSH	7-8 L	12-3-2	26
18	Nov. 15	vs. DET	5-3 W	13-3-2	28
19	Nov. 17	vs. BOS	2-6 L	13-4-2	28
20	Nov. 19	at NYR	3-1 W	14-4-2	30
21	Nov. 21	vs. TOR	3-4 L	14-5-2	30
22	Nov. 24	vs. STL	4-1 W	15-5-2	32
23	Nov. 26	at BOS	2-4 L	15-6-2	32
24	Nov. 29	vs. NYR	3-5 L	15-7-2	32
25	Dec. 1	vs. MNS	3-4 L	15-8-2	32
26	Dec. 2	at MNS	3-5 L	15-9-2	32
27	Dec. 5	at VAN	0-3 L	15-10-2	32
28	Dec. 8	at CR	4-3 W	16-10-2	34
29	Dec. 9	at LA	1-5 L	16-11-2	34
30	Dec. 13	at DET	5-5 T	16-11-3	35
31	Dec. 14	vs. CR	5-3 W	17-11-3	37
32	Dec. 16	vs. PHI	7-2 W	18-11-3	39
33	Dec. 19	at STL	4-7 L	18-12-3	39
34	Dec. 21	at BUF	4-5 L	18-13-3	39
35	Dec. 22	vs. TOR	3-1 W	19-13-3	41
36	Dec. 26	vs. NYR	3-5 L	19-14-3	41
37	Dec. 28	vs. NYI	4-10 L	19-15-3	41
38	Dec. 30	at NYI	2-4 L	19-16-3	41
39	Dec. 31	at NYR	6-5 W	20-16-3	43
40	Jan. 3	at TOR	4-1 W	21-16-3	45
41	Jan. 5	vs. PIT	3-3 T	21-16-4	46
42	Jan. 9	vs. BUF	5-3 W	22-16-4	48
43	Jan. 12	vs. NYI	1-4 L	22-17-4	48
44	Jan. 14	vs. NYR	4-6 L	22-18-4	48
45	Jan. 16	vs. PHI	5-0 W	23-18-4	50
46	Jan. 19	vs. CHI	6-1 W	24-18-4	52
47	Jan. 20	at DET	4-4 W	25-18-4	54
48	Jan. 22	at BOS	1-3 L	25-19-4	54
49	Jan. 25	at MTL	0-6 L	25-20-4	54
50	Jan. 26	vs. TOR	4-2 W	26-20-4	56
51	Jan. 28	vs. DET	7-2 W	27-20-4	58
52	Jan. 31	at BUF	5-2 W	28-20-4	60
53	Feb. 1	vs. VAN	4-1 W	29-20-4	62
54	Feb. 3	vs. CHI	2-4 L	29-21-4	62
55	Feb. 4	at PHI	4-7 L	29-22-4	62
56	Feb. 14	at CHI	4-4 T	29-22-5	63
57	Feb. 17	at CR	5-1 W	30-22-5	65
58	Feb. 18	at STL	6-4 W	31-22-5	67
59	Feb. 20	vs. WSH	5-3 W	32-22-5	69
60	Feb. 23	vs. MNS	2-2 T	32-22-6	70
61	Feb. 24	at MNS	6-3 W	33-22-6	72
62	Feb. 28	at TOR	6-4 W	34-22-6	74
63	Mar. 2	vs. NYI	3-2 W	35-22-6	76
64	Mar. 3	at NYI	2-4 L	35-23-6	76
65	Mar. 8	vs. BOS	7-5 W	36-23-6	78
66	Mar. 10	vs. BUF	5-5 T	36-23-7	79
67	Mar. 11	at BUF	4-9 L	36-24-7	81
68	Mar. 14	at NYR	6-4 W	37-24-7	81
69	Mar. 15	at PHI	4-5 L	37-25-7	81
70	Mar. 18	at VAN	1-2 L	37-26-7	81
71	Mar. 20	at LA	3-4 L	37-27-7	81
72	Mar. 23	vs. PHI	1-4 L	37-28-7	81
73	Mar. 25	vs. STL	8-2 W	38-28-7	83
74	Mar. 27	vs. MTL	4-6 L	38-29-7	83
75	Mar. 30	vs. LA	5-3 W	39-29-7	85
76	Apr. 1	at PIT	7-2 W	40-29-7	87
77	Apr. 3	at NYI	2-3 L	40-30-7	87
78	Apr. 4	at NYR	3-3 T	40-30-8	88
79	Apr. 6	vs. NYR	9-2 W	41-30-8	90
80	Apr. 8	at PHI	2-4 L	41-31-8	90

1977-78

	DATE	OPP.	RESULT	RECORD	PTS
1	Oct. 13	at BOS	2-2 T	0-0-1	1
2	Oct. 15	vs. STL	3-1 W	1-0-1	3
3	Oct. 19	vs. MNS	5-1 W	2-0-1	5
4	Oct. 21	vs. NYI	3-3 T	2-0-2	6
5	Oct. 22	at PIT	2-5 L	2-1-2	6
6	Oct. 25	at STL	2-2 T	2-1-3	7
7	Oct. 26	vs. WSH	2-6 L	2-2-3	7
8	Oct. 29	vs. NYR	4-3 W	3-2-3	9
9	Nov. 1	at NYI	0-9 L	3-3-3	9
10	Nov. 2	at MTL	2-2 T	3-3-4	10
11	Nov. 4	vs. PIT	5-2 W	4-3-4	12
12	Nov. 6	at CHI	3-3 T	4-3-5	13
13	Nov. 9	vs. TOR	0-4 L	4-4-5	13
14	Nov. 12	vs. BOS	3-6 L	4-5-5	13
15	Nov. 13	at NYR	5-2 W	5-5-5	15
16	Nov. 16	vs. BUF	2-6 L	5-6-5	15
17	Nov. 18	vs. DET	5-3 W	6-6-5	17
18	Nov. 20	at PHI	0-4 L	6-7-5	17
19	Nov. 22	vs. MNS	4-2 W	7-7-5	19
20	Nov. 23	at WSH	2-2 T	7-7-6	20
21	Nov. 26	vs. LA	4-4 T	7-7-7	21
22	Nov. 29	at MNS	3-4 L	7-8-7	21
23	Dec. 2	at VAN	2-3 L	7-9-7	21
24	Dec. 3	at LA	1-4 L	7-10-7	21
25	Dec. 5	at MTL	2-2 T	7-10-8	22
26	Dec. 7	vs. VAN	2-2 T	7-10-9	23
27	Dec. 10	vs. WSH	5-1 W	8-10-9	25
28	Dec. 11	at PIT	5-1 W	9-10-9	27
29	Dec. 15	vs. CLE	3-6 L	9-11-9	27
30	Dec. 17	vs. PHI	3-4 L	9-12-9	27
31	Dec. 18	at CHI	0-3 L	9-13-9	27
32	Dec. 20	at VAN	2-2 T	9-13-10	28
33	Dec. 23	at CR	6-2 W	10-13-10	30
34	Dec. 27	vs. CHI	2-4 L	10-14-10	30
35	Dec. 29	vs. STL	5-4 W	11-14-10	32
36	Dec. 31	at TOR	3-0 W	12-14-10	34
37	Jan. 1	at BUF	2-2 T	12-14-11	35
38	Jan. 4	vs. MTL	1-4 L	12-15-11	35
39	Jan. 6	vs. PHI	5-3 W	13-15-11	37
40	Jan. 9	at TOR	5-2 W	14-15-11	39
41	Jan. 11	vs. CR	4-2 W	15-15-11	41
42	Jan. 14	at LA	4-8 L	15-16-11	41
43	Jan. 16	at PHI	3-5 L	15-17-11	41
44	Jan. 18	vs. PIT	1-10 L	16-17-11	43
45	Jan. 20	vs. NYR	5-3 W	17-17-11	45
46	Jan. 22	at MNS	4-3 W	17-18-11	47
47	Jan. 26	vs. MTL	2-5 L	18-18-11	47
48	Jan. 28	vs. TOR	5-7 L	18-19-11	47
49	Jan. 29	at CLE	6-2 W	19-19-11	49
50	Jan. 31	vs. MNS	7-4 W	20-19-11	51
51	Feb. 2	vs. NYI	2-5 L	20-20-11	51
52	Feb. 4	vs. COL	2-2 T	20-20-12	52
53	Feb. 7	at VAN	4-2 W	21-20-12	54
54	Feb. 9	at LA	4-2 W	22-20-12	56
55	Feb. 10	at CR	2-3 L	22-21-12	56
56	Feb. 12	at CHI	2-2 T	22-21-13	57
57	Feb. 15	at CLE	5-5 T	22-21-14	57
58	Feb. 16	at DET	3-5 L	22-22-14	58
59	Feb. 18	at NYI	3-3 T	22-22-15	59
60	Feb. 22	vs. NYI	3-3 T	22-22-16	60
61	Feb. 25	vs. DET	2-2 T	22-22-17	61
62	Feb. 27	at NYR	5-2 W	23-22-17	63
63	Mar. 1	vs. BUF	3-4 L	23-23-17	63
64	Mar. 2	at BOS	3-4 L	23-24-17	63
65	Mar. 4	vs. CLE	9-3 W	24-24-17	65
66	Mar. 7	at PHI	3-5 L	24-25-17	65
67	Mar. 8	vs. VAN	8-3 W	25-25-17	67
68	Mar. 11	at CHI	4-1 W	26-25-17	69
69	Mar. 14	at CR	4-4 T	26-25-18	70
70	Mar. 15	at STL	6-2 W	27-25-18	72
71	Mar. 18	at NYI	5-2 W	28-25-18	74
72	Mar. 22	at DET	1-4 L	28-26-18	74
73	Mar. 23	vs. STL	5-3 W	29-26-18	76
74	Mar. 25	vs. BOS	6-3 W	30-26-18	78
75	Mar. 29	vs. TOR	7-4 W	31-26-18	80
76	Apr. 1	vs. TOR	6-0 W	32-26-18	82
77	Apr. 2	at BUF	4-2 W	33-26-18	84
78	Apr. 5	at NYR	4-2 W	34-26-18	86
79	Apr. 8	vs. PHI	1-1 T	34-26-19	87
80	Apr. 9	at WSH	2-4 L	34-27-19	87

GAME-BY-GAME RESULTS

1976-77

DATE	OPP.	RESULT	RECORD	PTS
1 Oct. 5	at WSH	5-6 L	0-1-0	0
2 Oct. 7	vs. LA	4-2 W	1-1-0	2
3 Oct. 9	vs. PHI	4-3 W	2-1-0	4
4 Oct. 12	at NYI	0-7 L	2-2-0	4
5 Oct. 13	at CLE	4-2 W	3-2-0	6
6 Oct. 15	vs. PIT	2-1 W	4-2-0	8
7 Oct. 17	at BUF	6-5 W	5-2-0	10
8 Oct. 20	at MNS	3-4 L	5-3-0	10
9 Oct. 22	vs. VAN	3-5 L	5-4-0	10
10 Oct. 24	at PIT	3-3 T	5-4-1	11
11 Oct. 27	at CR	2-4 L	5-5-1	11
12 Oct. 28	at LA	1-5 L	5-6-1	11
13 Oct. 30	at VAN	3-3 T	5-6-2	12
14 Nov. 3	vs. WSH	7-0 W	6-6-2	14
15 Nov. 5	vs. TOR	2-4 L	6-7-2	14
16 Nov. 7	at DET	0-0 T	6-7-3	15
17 Nov. 10	vs. MTL	2-2 T	6-7-4	16
18 Nov. 12	vs. CLE	3-3 T	6-7-5	17
19 Nov. 13	at STL	5-3 W	7-7-5	19
20 Nov. 17	vs. CR	6-3 W	8-7-5	21
21 Nov. 19	vs. CHI	5-3 W	9-7-5	23
22 Nov. 21	at PHI	5-6 L	9-8-5	23
23 Nov. 24	vs. WSH	6-2 W	10-8-5	25
24 Nov. 26	vs. STL	5-2 W	11-8-5	27
25 Nov. 30	vs. NYR	2-2 T	11-8-6	28
26 Dec. 3	vs. BOS	3-1 W	12-8-6	30
27 Dec. 4	at STL	1-0 W	13-8-6	32
28 Dec. 8	at MNS	5-0 W	14-8-6	34
29 Dec. 10	vs. MNS	3-3 T	15-8-6	35
30 Dec. 11	vs. CHI	3-1 W	15-8-7	37
31 Dec. 15	vs. LA	1-3 L	15-9-7	37
32 Dec. 17	vs. NYI	2-4 L	15-10-7	37
33 Dec. 18	at DET	3-6 L	15-11-7	37
34 Dec. 20	at TOR	2-6 L	15-12-7	37
35 Dec. 22	vs. DET	2-1 W	16-12-7	39
36 Dec. 27	vs. CR	6-2 W	17-12-7	41
37 Dec. 29	vs. BUF	3-6 L	17-13-7	41
38 Dec. 31	at NYR	4-2 W	18-13-7	43
39 Jan. 2	at MTL	0-7 L	18-14-7	43
40 Jan. 5	vs. VAN	4-1 W	19-14-7	45
41 Jan. 7	vs. NYI	4-5 L	19-15-7	45
42 Jan. 8	at NYI	3-6 L	19-16-7	45
43 Jan. 12	vs. NYR	6-1 W	20-16-7	47
44 Jan. 14	vs. STL	3-2 W	21-16-7	49
45 Jan. 16	at PIT	6-5 W	22-16-7	51
46 Jan. 20	at MNS	4-4 T	22-16-8	52
47 Jan. 22	vs. PHI	4-4 T	22-16-9	53
48 Jan. 23	at BOS	0-3 L	22-17-9	53
49 Jan. 27	at BUF	1-1 T	22-17-10	54
50 Jan. 28	vs. CR	3-3 T	22-17-11	55
51 Jan. 31	vs. TOR	7-3 W	23-17-11	57
52 Feb. 2	at CHI	2-4 L	23-18-11	57
53 Feb. 4	vs. BOS	6-3 W	24-18-11	59
54 Feb. 7	at PHI	4-7 L	24-19-11	59
55 Feb. 9	at TOR	1-5 L	24-20-11	59
56 Feb. 12	at STL	1-3 L	24-21-11	59
57 Feb. 13	at CHI	2-4 L	24-22-11	59
58 Feb. 17	at LA	4-3 W	25-22-11	61
59 Feb. 19	at VAN	1-5 L	25-23-11	61
60 Feb. 21	at MTL	2-3 L	25-24-11	61
61 Feb. 23	vs. MTL	2-4 L	25-25-11	61
62 Feb. 25	vs. MNS	6-2 W	26-25-11	63
63 Feb. 26	at NYI	2-8 L	26-26-11	63
64 Mar. 2	vs. VAN	1-2 L	26-27-11	63
65 Mar. 5	vs. CLE	1-2 L	26-28-11	63
66 Mar. 6	at WSH	4-2 W	27-28-11	65
67 Mar. 8	at BOS	2-3 L	27-29-11	65
68 Mar. 9	vs. NYI	2-6 L	27-30-11	65
69 Mar. 12	vs. NYR	6-3 W	28-30-11	67
70 Mar. 13	at NYR	5-3 W	29-30-11	69
71 Mar. 15	vs. PIT	7-3 W	30-30-11	71
72 Mar. 17	at PHI	4-1 W	31-30-11	73
73 Mar. 19	at TOR	4-5 L	31-31-11	73
74 Mar. 20	at CLE	4-5 L	31-32-11	73
75 Mar. 22	vs. BUF	3-6 L	31-33-11	73
76 Mar. 24	vs. DET	3-1 W	32-33-11	75
77 Mar. 26	at CR	2-1 W	33-33-11	77
78 Mar. 30	at NYR	3-4 L	33-34-11	79
79 Apr. 1	vs. CHI	6-4 W	34-34-11	81
80 Apr. 3	vs. PHI	3-3 T	34-34-12	80

1975-76

DATE	OPP.	RESULT	RECORD	PTS
1 Oct. 8	vs. CAL	3-4 L	0-1-0	0
2 Oct. 10	vs. NYR	1-2 L	0-2-0	0
3 Oct. 15	at NYR	1-3 L	0-3-0	0
4 Oct. 17	vs. NYI	0-2 L	0-4-0	0
5 Oct. 18	at KC	5-3 W	1-4-0	2
6 Oct. 22	vs. STL	1-1 T	1-4-1	3
7 Oct. 24	vs. LA	7-1 W	2-4-1	5
8 Oct. 25	at STL	3-7 L	2-5-1	5
9 Oct. 28	at VAN	3-2 W	3-5-1	7
10 Oct. 31	at CAL	2-0 W	4-5-1	9
11 Nov. 1	at LA	1-3 L	4-6-1	9
12 Nov. 5	vs. MTL	1-3 L	4-7-1	9
13 Nov. 7	vs. MNS	3-2 W	5-7-1	11
14 Nov. 9	at DET	3-6 L	5-8-1	11
15 Nov. 12	vs. KC	2-1 W	6-8-1	13
16 Nov. 14	at WSH	4-1 W	7-8-1	15
17 Nov. 15	vs. BOS	3-5 L	7-9-1	15
18 Nov. 18	vs. VAN	2-2 T	7-9-2	16
19 Nov. 21	vs. PIT	1-4 L	7-10-2	16
20 Nov. 22	at MNS	6-3 W	8-10-2	18
21 Nov. 25	vs. MTL	0-4 L	8-11-2	18
22 Nov. 26	at PHI	3-7 L	8-12-2	18
23 Nov. 28	vs. TOR	6-3 W	9-12-2	20
24 Nov. 30	at CAL	4-1 W	10-12-2	22
25 Dec. 2	at LA	3-5 L	10-13-2	22
26 Dec. 5	at VAN	6-2 W	11-13-2	24
27 Dec. 7	at CHI	2-0 W	12-13-2	26
28 Dec. 9	vs. WSH	7-1 W	13-13-2	28
29 Dec. 12	vs. NYI	3-3 T	13-13-3	29
30 Dec. 14	at BUF	7-4 W	14-13-3	31
31 Dec. 16	vs. KC	3-1 W	15-13-3	33
32 Dec. 17	at MNS	2-3 L	15-14-3	33
33 Dec. 19	vs. NYR	8-3 W	16-14-3	35
34 Dec. 21	at BOS	2-1 W	17-14-3	37
35 Dec. 23	vs. PHI	2-2 T	17-14-4	38
36 Dec. 26	vs. PIT	4-3 W	18-14-4	40
37 Dec. 27	at PIT	2-3 L	18-15-4	40
38 Dec. 29	at TOR	2-6 L	18-16-4	40
39 Dec. 31	at NYR	8-1 W	19-16-4	42
40 Jan. 2	vs. STL	7-1 W	20-16-4	44
41 Jan. 3	at KC	6-4 W	21-16-4	46
42 Jan. 6	vs. DET	4-3 W	22-16-4	48
43 Jan. 9	vs. CHI	1-1 T	22-16-5	49
44 Jan. 11	vs. VAN	5-2 W	23-16-5	51
45 Jan. 13	vs. LA	0-3 L	23-17-5	51
46 Jan. 15	vs. STL	3-5 L	23-18-5	51
47 Jan. 17	at NYI	2-2 T	23-18-6	52
48 Jan. 18	at MTL	2-4 L	23-19-6	52
49 Jan. 22	at PHI	2-7 L	23-20-6	52
50 Jan. 23	vs. BUF	3-3 T	23-20-7	53
51 Jan. 27	vs. PHI	8-4 W	24-20-7	55
52 Jan. 28	at CHI	3-7 L	24-21-7	55
53 Jan. 30	vs. BOS	2-4 L	24-22-7	55
54 Feb. 1	at BOS	3-5 L	24-23-7	55
55 Feb. 3	at NYI	2-2 T	24-23-8	55
56 Feb. 4	vs. CAL	4-1 W	25-23-8	58
57 Feb. 6	vs. CHI	1-2 L	25-24-8	58
58 Feb. 11	vs. TOR	5-2 W	26-24-8	60
59 Feb. 13	vs. BUF	2-3 L	26-25-8	60
60 Feb. 14	at STL	3-5 L	26-26-8	60
61 Feb. 19	at BUF	1-3 L	26-27-8	60
62 Feb. 20	at KC	3-1 W	27-27-8	62
63 Feb. 23	at TOR	1-7 L	27-28-8	62
64 Feb. 25	at PIT	3-3 T	27-28-9	63
65 Feb. 28	at MTL	2-3 L	27-29-9	63
66 Mar. 3	vs. DET	2-3 L	27-30-9	63
67 Mar. 5	vs. NYR	8-3 W	28-30-9	65
68 Mar. 7	at NYR	6-6 T	28-30-10	66
69 Mar. 9	vs. BOS	9-0 W	29-30-10	68
70 Mar. 10	at MNS	4-1 W	30-30-10	70
71 Mar. 12	vs. WSH	4-1 W	31-30-10	72
72 Mar. 14	at PHI	1-6 L	31-31-10	72
73 Mar. 16	vs. PHI	2-4 L	31-32-10	72
74 Mar. 19	vs. VAN	2-2 T	31-32-11	73
75 Mar. 24	at CHI	7-2 W	32-32-11	75
76 Mar. 27	at DET	0-8 L	32-33-11	75
77 Mar. 28	at WSH	3-1 W	33-33-11	77
78 Apr. 1	at NYI	1-1 T	33-33-12	78
79 Apr. 2	vs. MNS	4-2 W	34-33-12	80
80 Apr. 4	vs. NYI	5-2 W	35-33-12	82

1974-75

	DATE	OPP.	RESULT	RECORD	PTS
1	Oct. 9	at VAN	3-3 T	0-0-1	1
2	Oct. 11	at CAL	0-3 L	0-1-1	1
3	Oct. 13	at CHI	4-3 W	1-1-1	3
4	Oct. 16	at DET	2-4 L	1-2-1	3
5	Oct. 18	vs. KC	4-2 W	2-2-1	5
6	Oct. 20	vs. PIT	5-1 W	3-2-1	7
7	Oct. 22	at NYI	1-2 L	3-3-1	7
8	Oct. 23	vs. DET	10-1 W	4-3-1	9
9	Oct. 25	vs. MNS	2-2 T	4-3-2	10
10	Oct. 27	at NYR	1-4 L	4-4-2	10
11	Oct. 30	at CAL	4-1 W	5-4-2	12
12	Nov. 1	vs. TOR	5-2 W	6-4-2	14
13	Nov. 2	at STL	0-9 L	6-5-2	14
14	Nov. 6	vs. NYI	2-1 W	7-5-2	16
15	Nov. 8	vs. CHI	2-0 W	8-5-2	18
16	Nov. 10	at BOS	3-4 L	8-6-2	18
17	Nov. 12	at WSH	2-2 T	8-6-3	19
18	Nov. 13	vs. WSH	4-3 W	9-6-3	21
19	Nov. 15	vs. PHI	2-2 T	9-6-4	22
20	Nov. 17	at BUF	0-4 L	9-7-4	22
21	Nov. 20	at KC	1-0 W	10-7-4	24
22	Nov. 22	vs. BUF	4-4 T	10-7-5	25
23	Nov. 24	at PHI	4-3 W	11-7-5	27
24	Nov. 27	vs. KC	4-2 W	12-7-5	29
25	Nov. 29	vs. NYR	3-2 W	13-7-5	31
26	Dec. 2	at MTL	0-2 L	13-8-5	31
27	Dec. 4	at CAL	1-3 L	13-9-5	31
28	Dec. 6	at VAN	5-7 L	13-10-5	31
29	Dec. 7	at LA	2-6 L	13-11-5	31
30	Dec. 11	vs. CHI	2-5 L	13-12-5	31
31	Dec. 13	vs. PHI	2-3 L	13-13-5	31
32	Dec. 14	at TOR	2-4 L	13-14-5	31
33	Dec. 17	at BOS	3-5 L	13-15-5	31
34	Dec. 20	vs. STL	6-2 W	14-15-5	33
35	Dec. 22	at NYR	4-3 W	15-15-5	35
36	Dec. 26	vs. NYI	2-1 W	16-15-5	37
37	Dec. 28	at PIT	3-3 T	16-16-5	38
38	Jan. 2	vs. MTL	1-1 T	16-16-7	39
39	Jan. 4	at STL	4-1 W	17-16-7	41
40	Jan. 5	vs. WSH	3-0 W	18-16-7	43
41	Jan. 8	vs. CAL	3-2 W	19-16-7	45
42	Jan. 10	vs. PIT	3-3 T	19-16-8	46
43	Jan. 11	at NYI	2-2 T	19-16-9	47
44	Jan. 15	at PIT	3-5 L	19-16-9	47
45	Jan. 17	vs. LA	5-0 W	20-16-9	49
46	Jan. 18	at PHI	1-4 L	20-17-9	49
47	Jan. 23	at NYR	2-5 L	20-18-9	49
48	Jan. 24	vs. VAN	1-4 L	20-19-9	49
49	Jan. 26	at BUF	4-3 W	21-19-9	51
50	Jan. 29	at KC	4-4 T	21-19-10	52
51	Jan. 31	vs. STL	2-4 L	21-20-10	52
52	Feb. 2	at MNS	5-3 W	22-20-10	54
53	Feb. 5	vs. BOS	3-3 T	22-20-11	55
54	Feb. 7	vs. LA	3-1 W	23-20-11	57
55	Feb. 9	vs. MNS	2-3 L	23-21-11	57
56	Feb. 12	at LA	2-2 T	23-21-12	58
57	Feb. 15	at VAN	3-3 T	23-21-13	59
58	Feb. 19	at MNS	4-2 W	24-21-13	61
59	Feb. 22	at DET	3-4 L	24-22-13	61
60	Feb. 23	at CHI	0-4 L	24-23-13	61
61	Feb. 26	vs. PHI	7-4 W	25-23-13	63
62	Feb. 28	vs. CHI	3-4 L	25-24-13	63
63	Mar. 2	vs. KC	4-0 W	26-24-13	65
64	Mar. 5	vs. MTL	3-4 L	26-25-13	65
65	Mar. 7	vs. BOS	2-4 L	26-26-13	65
66	Mar. 9	at BOS	2-5 L	26-27-13	65
67	Mar. 11	at STL	0-3 L	26-28-13	65
68	Mar. 12	vs. MNS	9-4 W	27-28-13	67
69	Mar. 14	vs. NYR	1-0 W	28-28-13	69
70	Mar. 17	at MTL	1-5 L	28-29-13	69
71	Mar. 19	vs. TOR	8-7 W	29-29-13	71
72	Mar. 21	vs. VAN	12-4 W	30-29-13	73
73	Mar. 23	at WSH	5-0 W	31-29-13	75
74	Mar. 26	vs. DET	5-3 W	32-29-13	77
75	Mar. 28	vs. BUF	3-2 W	33-29-13	79
76	Mar. 30	vs. NYI	2-2 T	33-29-14	80
77	Apr. 1	at NYI	2-2 T	33-29-15	81
78	Apr. 2	at TOR	3-0 W	34-29-15	83
79	Apr. 4	vs. NYR	2-3 L	34-30-15	83
80	Apr. 6	at PHI	2-6 L	34-31-15	83

GAME-BY-GAME RESULTS

1973-74

	DATE	OPP.	RESULT	RECORD	PTS
1	Oct. 10	vs. NYI	1-1 T	0-0-1	1
2	Oct. 12	vs. PIT	3-4 L	0-1-1	1
3	Oct. 13	at STL	1-0 W	1-1-1	3
4	Oct. 17	vs. BOS	4-3 W	2-1-1	5
5	Oct. 20	at MTL	4-2 W	3-1-1	7
6	Oct. 23	at VAN	0-3 L	3-2-1	7
7	Oct. 24	at LA	4-6 L	3-3-1	7
8	Oct. 26	at CAL	3-1 W	4-3-1	9
9	Nov. 1	vs. CAL	7-2 W	5-3-1	11
10	Nov. 3	at PHI	2-1 W	6-3-1	13
11	Nov. 4	vs. DET	2-0 W	7-3-1	15
12	Nov. 7	vs. STL	2-2 T	7-3-2	16
13	Nov. 9	vs. NYR	3-3 T	7-3-3	17
14	Nov. 10	at PIT	4-4 T	7-3-4	18
15	Nov. 14	vs. BUF	1-3 L	7-4-4	18
16	Nov. 16	vs. CHI	1-6 L	7-5-4	18
17	Nov. 18	at BOS	2-5 L	7-6-4	18
18	Nov. 21	vs. BUF	3-2 W	8-6-4	20
19	Nov. 23	vs. VAN	4-1 W	9-6-4	22
20	Nov. 25	at BUF	4-3 W	10-6-4	24
21	Nov. 27	at NYI	2-4 L	10-7-4	24
22	Nov. 29	vs. DET	4-3 W	11-7-4	26
23	Dec. 1	at PIT	2-2 T	11-7-5	27
24	Dec. 2	vs. MTL	1-3 L	11-8-5	27
25	Dec. 5	at CAL	3-3 T	11-8-6	28
26	Dec. 7	at VAN	2-0 W	12-8-6	30
27	Dec. 8	at LA	0-3 L	12-9-6	30
28	Dec. 13	vs. TOR	1-6 L	12-10-6	30
29	Dec. 15	at PHI	3-2 W	13-10-6	32
30	Dec. 16	vs. PIT	1-2 L	13-11-6	32
31	Dec. 19	at MNS	2-4 L	13-12-6	32
32	Dec. 21	vs. STL	1-2 L	13-13-6	32
33	Dec. 23	vs. NYR	3-1 W	14-13-6	34
34	Dec. 27	vs. LA	6-4 W	15-13-6	36
35	Dec. 29	at TOR	3-3 T	15-13-7	37
36	Dec. 30	at DET	2-4 L	15-14-7	37
37	Jan. 3	vs. CHI	3-2 W	16-14-7	39
38	Jan. 6	at NYR	2-5 L	16-15-7	39
39	Jan. 7	at TOR	2-6 L	16-16-7	39
40	Jan. 9	vs. BUF	3-0 W	17-16-7	41
41	Jan. 11	at PHI	6-7 L	17-17-7	41
42	Jan. 13	at PHI	0-1 L	17-18-7	41
43	Jan. 15	at NYI	3-4 L	17-19-7	41
44	Jan. 18	vs. CAL	6-2 W	18-19-7	41
45	Jan. 20	vs. STL	1-3 L	18-20-7	43
46	Jan. 23	at NYR	1-4 L	18-21-7	43
47	Jan. 25	vs. DET	2-2 T	18-21-8	44
48	Jan. 27	vs. TOR	2-5 L	18-22-8	44
49	Jan. 31	at BOS	2-4 L	18-23-8	44
50	Feb. 1	vs. MTL	5-3 W	19-23-8	46
51	Feb. 3	vs. PHI	2-2 T	19-23-9	47
52	Feb. 6	at CHI	1-1 T	19-23-10	48
53	Feb. 8	vs. CHI	0-3 L	19-24-10	48
54	Feb. 10	vs. LA	3-6 L	19-25-10	48
55	Feb. 12	at NYI	4-1 W	20-25-10	50
56	Feb. 13	at MTL	3-2 W	21-25-10	52
57	Feb. 16	at TOR	2-7 L	21-26-10	52
58	Feb. 19	at STL	1-7 L	21-27-10	52
59	Feb. 21	at BUF	4-4 T	21-27-11	53
60	Feb. 23	at MNS	5-3 W	22-27-11	55
61	Feb. 26	vs. MTL	5-6 L	22-28-11	55
62	Feb. 28	vs. LA	1-3 L	22-29-11	55
63	Mar. 3	vs. VAN	5-3 W	23-29-11	57
64	Mar. 5	vs. BOS	4-1 W	24-29-11	59
65	Mar. 8	vs. MNS	3-1 W	25-29-11	61
66	Mar. 10	at DET	4-0 W	26-29-11	63
67	Mar. 13	at MNS	1-5 L	26-30-11	63
68	Mar. 15	at VAN	0-3 L	26-31-11	63
69	Mar. 17	at CHI	3-3 T	26-31-12	64
70	Mar. 21	vs. NYR	5-5 T	26-31-13	65
71	Mar. 23	at BOS	4-3 W	27-31-13	67
72	Mar. 24	vs. NYI	4-6 L	27-32-13	67
73	Mar. 28	vs. PHI	3-3 T	27-32-14	68
74	Mar. 30	vs. MNS	4-1 W	28-32-14	70
75	Mar. 31	at PIT	2-4 L	28-33-14	70
76	Apr. 3	at LA	2-4 L	28-34-14	70
77	Apr. 5	at CAL	4-2 W	29-34-14	72
78	Apr. 7	vs. PIT	6-3 W	30-34-14	74

1972-73

	DATE	OPP.	RESULT	RECORD	PTS
1	Oct. 7	at NYI	3-2 W	1-0-0	2
2	Oct. 8	at BUF	3-5 L	1-1-0	2
3	Oct. 11	at CHI	1-4 L	1-2-0	2
4	Oct. 12	at MTL	0-3 L	1-3-0	2
5	Oct. 14	vs. BUF	1-1 T	1-3-1	3
6	Oct. 18	vs. MNS	0-6 L	1-4-1	3
7	Oct. 21	at MNS	3-2 W	2-4-1	5
8	Oct. 22	at BUF	2-7 L	2-5-1	5
9	Oct. 25	at CAL	4-3 W	3-5-1	7
10	Oct. 26	at LA	1-3 L	3-6-1	7
11	Oct. 28	at VAN	2-1 W	4-6-1	9
12	Nov. 1	at DET	4-2 W	5-6-1	11
13	Nov. 2	vs. MTL	1-6 L	5-7-1	11
14	Nov. 5	vs. TOR	2-2 T	5-7-2	12
15	Nov. 8	vs. LA	3-3 T	5-7-3	13
16	Nov. 10	vs. MNS	5-1 W	6-7-3	15
17	Nov. 12	vs. VAN	3-1 W	7-7-3	17
18	Nov. 15	at TOR	1-2 L	7-8-3	17
19	Nov. 16	vs. NYI	4-0 W	8-8-3	19
20	Nov. 18	at PIT	1-6 L	8-9-3	19
21	Nov. 19	vs. PHI	3-2 W	9-9-3	21
22	Nov. 21	vs. NYR	1-3 L	9-10-3	21
23	Nov. 24	vs. BOS	0-4 L	9-11-3	21
24	Nov. 26	vs. PIT	6-2 W	10-11-3	23
25	Nov. 29	at MNS	0-5 L	10-12-3	23
26	Nov. 30	at PHI	5-5 T	10-12-4	24
27	Dec. 2	at MTL	4-4 T	10-12-5	25
28	Dec. 3	at NYR	2-3 L	10-13-5	25
29	Dec. 7	vs. VAN	5-2 W	11-13-5	27
30	Dec. 9	at STL	1-2 L	11-14-5	27
31	Dec. 10	vs. STL	4-5 L	11-15-5	27
32	Dec. 13	at DET	2-0 W	12-15-5	29
33	Dec. 16	at PIT	3-5 L	12-16-5	29
34	Dec. 17	vs. NYI	4-0 W	13-16-5	31
35	Dec. 20	vs. TOR	5-3 W	14-16-5	33
36	Dec. 21	at NYR	5-2 W	15-16-5	35
37	Dec. 23	at BOS	1-3 L	15-17-5	35
38	Dec. 27	vs. BOS	1-3 L	15-18-5	35
39	Dec. 30	at MTL	1-1 T	15-18-6	36
40	Jan. 2	at NYI	6-1 W	16-18-6	38
41	Jan. 3	vs. PHI	1-3 L	16-19-6	38
42	Jan. 6	at STL	2-2 T	16-19-7	39
43	Jan. 7	vs. VAN	5-2 W	17-19-7	41
44	Jan. 10	vs. CHI	5-2 W	18-19-7	43
45	Jan. 12	vs. TOR	1-0 W	19-19-7	45
46	Jan. 14	vs. LA	4-1 W	20-19-7	47
47	Jan. 17	at STL	3-3 T	20-19-8	48
48	Jan. 19	vs. STL	1-2 L	20-20-8	48
49	Jan. 21	vs. MTL	2-3 L	20-21-8	48
50	Jan. 24	vs. CAL	2-5 L	20-22-8	48
51	Jan. 26	vs. LA	3-3 T	20-22-9	49
52	Jan. 28	at BUF	8-5 W	21-22-9	51
53	Feb. 1	vs. MNS	3-1 W	22-22-9	53
54	Feb. 3	at DET	0-1 L	22-23-9	53
55	Feb. 4	at NYR	0-6 L	22-24-9	53
56	Feb. 7	vs. DET	3-5 L	22-25-9	53
57	Feb. 9	vs. CHI	3-4 L	22-26-9	53
58	Feb. 11	vs. CAL	3-1 W	23-26-9	55
59	Feb. 14	at CAL	3-3 T	23-26-10	56
60	Feb. 16	at VAN	0-5 L	23-27-10	56
61	Feb. 17	at LA	3-3 T	23-27-11	57
62	Feb. 21	at TOR	2-2 T	23-27-12	58
63	Feb. 25	at CHI	2-4 L	23-28-12	58
64	Mar. 1	vs. BUF	4-4 T	23-28-13	59
65	Mar. 3	at MNS	0-3 L	23-29-13	59
66	Mar. 4	vs. CAL	3-2 W	24-29-13	61
67	Mar. 7	vs. DET	2-5 L	24-30-13	61
68	Mar. 9	vs. BOS	2-3 L	24-31-13	61
69	Mar. 10	at PHI	1-2 L	24-32-13	61
70	Mar. 14	vs. STL	1-1 T	24-32-14	62
71	Mar. 17	vs. CHI	3-2 W	25-32-14	64
72	Mar. 18	at BOS	1-7 L	25-33-14	64
73	Mar. 22	vs. NYR	1-4 L	25-34-14	64
74	Mar. 24	at CHI	0-7 L	25-35-14	64
75	Mar. 25	vs. PIT	2-4 L	25-36-14	64
76	Mar. 28	at PIT	3-6 L	25-37-14	64
77	Mar. 29	at PHI	2-4 L	25-38-14	64
78	Apr. 1	vs. NYI	4-4 T	25-38-15	65

Abbr. Team

ANA	Anaheim Ducks
ATL	Atlanta Thrashers <i>WPG</i>
BOS	Boston Bruins
BUF	Buffalo Sabres
CAL	California Seals <i>Defunct</i>
CAR	Carolina Hurricanes
CHI	Chicago Blackhawks
CLB	Columbus Blue Jackets
CLE	Cleveland Barons <i>Defunct</i>
COL	Colorado Avalanche
CR	Colorado Rockies <i>NJ</i>
DAL	Dallas Stars
DET	Detroit Red Wings
EDM	Edmonton Oilers
FLA	Florida Panthers
HFD	Hartford Whalers <i>CAR</i>
KC	Kansas City Scouts <i>NJ</i>
LA	Los Angeles Kings
MIN	Minnesota Wild
MNS	Minnesota North Stars <i>DAL</i>
MTL	Montreal Canadiens
NJ	New Jersey Devils
NSH	Nashville Predators
NYI	New York Islanders
NYR	New York Rangers
OTT	Ottawa Senators
PHI	Philadelphia Flyers
PHX	Phoenix Coyotes
PIT	Pittsburgh Penguins
QUE	Quebec Nordiques <i>COL</i>
SJ	San Jose Sharks
STL	St. Louis Blues
TB	Tampa Bay Lightning
TOR	Toronto Maple Leafs
VAN	Vancouver Canucks
WPG	Winnipeg Jets <i>PHX</i>
WPG	Winnipeg Jets
WSH	Washington Capitals

Calgary transferred from Atlanta on June 24, 1980

Carolina transferred from Hartford on June 25, 1997

Colorado transferred from Quebec on June 21, 1995

Dallas transferred from Minnesota on June 9, 1993

New Jersey transferred from Denver on June 30, 1982*

* (previously transferred from Kansas City)

Phoenix transferred from Winnipeg on July 1, 1996

Winnipeg transferred from Atlanta on June 21, 2011



2010-11 RESULTS

WE
ARE
THE **C of RED**

NHL STATISTICS 2010-2011 WESTERN CONFERENCE

CENTRAL DIVISION

TEAM	RANK	GP	W	L	OTL	PTS	GF	GA	HOME	AWAY
Detroit	3	82	47	25	10	104	261	241	21-14-6	26-11-4
Nashville	5	82	44	27	11	99	219	194	24-9-8	20-18-3
Chicago	8	82	44	29	9	97	258	225	24-17-0	20-12-9
St. Louis	11	82	38	33	11	87	240	234	23-13-5	15-20-6
Columbus	13	82	34	35	13	81	215	258	17-19-5	17-16-8

NORTHWEST DIVISION

TEAM	RANK	GP	W	L	OTL	PTS	GF	GA	HOME	AWAY
Vancouver	1	82	54	19	9	117	262	185	27-9-5	27-10-4
Calgary	10	82	41	29	12	94	250	237	23-13-5	18-16-7
Minnesota	12	82	39	35	8	86	206	233	19-17-5	20-18-3
Colorado	14	82	30	44	8	68	227	288	16-21-4	14-23-4
Edmonton	15	82	25	45	12	62	193	269	13-22-6	12-23-6

PACIFIC DIVISION

TEAM	RANK	GP	W	L	OTL	PTS	GF	GA	HOME	AWAY
San Jose	2	82	48	25	9	105	248	213	25-11-5	23-14-4
Anaheim	4	82	47	30	5	99	239	235	26-13-2	21-17-3
Phoenix	6	82	43	26	13	99	231	226	21-13-7	22-13-6
Los Angeles	7	82	46	30	6	98	219	198	25-13-3	21-17-3
Dallas	9	82	42	29	11	95	227	233	22-11-8	20-18-3

EASTERN CONFERENCE

ATLANTIC DIVISION

TEAM	RANK	GP	W	L	OTL	PTS	GF	GA	HOME	AWAY
Philadelphia	2	82	47	23	12	106	259	223	22-12-7	25-11-5
Pittsburgh	4	82	49	25	8	106	238	199	25-14-2	24-11-6
NY Rangers	8	82	44	33	5	93	233	198	20-17-4	24-16-1
New Jersey	11	82	38	39	5	81	174	209	22-16-3	16-23-2
NY Islanders	14	82	30	39	13	73	229	264	17-18-6	13-21-7

NORTHEAST DIVISION

TEAM	RANK	GP	W	L	OTL	PTS	GF	GA	HOME	AWAY
Boston	3	82	46	25	11	103	246	195	22-13-6	24-12-5
Montreal	6	82	44	30	8	96	216	209	24-11-6	20-19-2
Buffalo	7	82	43	29	10	96	245	229	21-16-4	22-13-6
Toronto	10	82	37	34	11	85	218	251	18-15-8	19-19-3
Ottawa	13	82	32	40	10	74	192	250	16-20-5	16-20-5

SOUTHEAST DIVISION

TEAM	RANK	GP	W	L	OTL	PTS	GF	GA	HOME	AWAY
Washington	1	82	48	23	11	107	224	197	25-8-8	23-15-3
Tampa Bay	5	82	46	25	11	103	247	240	25-11-5	21-14-6
Carolina	9	82	40	31	11	91	236	239	22-14-5	18-17-6
Atlanta	12	82	34	36	12	80	223	269	17-17-7	17-19-5
Florida	15	82	30	40	12	72	195	229	16-17-8	14-23-4

NHL STATISTICS 2010-2011

INDIVIDUAL SCORING LEADERS

PLAYER	TEAM	GP	G	A	PTS
Daniel Sedin	VAN	82	41	63	104
Martin St.Louis	TB	82	31	68	99
Corey Perry	ANA	82	50	48	98
Henrik Sedin	VAN	82	19	75	94
Steven Stamkos	TB	82	45	46	91
Jarome Iginla	CGY	82	43	43	86
Alex Ovechkin	WSH	79	32	53	85
Teemu Selanne	ANA	73	31	49	80
Henrik Zetterberg	DET	80	24	56	80
Brad Richards	DAL	72	28	49	77

GOAL LEADERS

PLAYER	TEAM	GP	G
Corey Perry	ANA	82	50
Steven Stamkos	TB	82	45
Jarome Iginla	CGY	82	43
Ryan Kesler	VAN	82	41
Daniel Sedin	VAN	82	41

POWER PLAY GOALS

PLAYER	TEAM	GP	PPG
Daniel Sedin	VAN	82	18
Steven Stamkos	TB	82	17
Teemu Selanne	ANA	73	16
Ryan Kesler	VAN	82	15
Jarome Iginla	CGY	82	14
Corey Perry	ANA	82	14

POWER PLAY POINTS

PLAYER	TEAM	GP	PPP
Daniel Sedin	VAN	82	42
Martin St.Louis	TB	82	41
Nicklas Lidstrom	DET	82	39
Steven Stamkos	TB	82	36
Henrik Sedin	VAN	82	35
Teemu Selanne	ANA	73	34
Joe Thornton	SJ	80	33
Lubomir Visnovsky	ANA	81	31
Corey Perry	ANA	82	31
Jarome Iginla	CGY	82	30
Henrik Zetterberg	DET	80	30
Dany Heatley	SJ	80	30
Ryan Kesler	VAN	82	30

SHOOTING PERCENTAGE

PLAYER	TEAM	GP	SHOOTING %
Sergei Kostitsyn	NSH	77	24.7 %
Sidney Crosby	PIT	41	19.9 %
Lauri Korpikaski	PHX	79	18.4 %
Alex Tanguay	CGY	79	18.3 %
David Jones	COL	77	17.6 %

SHOOTOUT GAME DECIDING GOALS

PLAYER	TEAM	GP	SO
Alex Tanguay	CGY	79	4
Jarret Stoll	LA	82	4
Rene Bourque	CGY	80	3
Erik Christensen	NYR	63	3
Alex Ovechkin	WSH	79	3
Brad Richards	DAL	72	3
Jeff Skinner	CAR	82	3
Radim Vrbata	PHX	79	3
Mats Zuccarello	NYR	42	3

BLOCKED SHOTS

PLAYER	TEAM	GP	BS
Dan Girardi	NYR	80	236
Greg Zanon	MIN	82	212
Mark Giordano	CGY	82	193
Roman Hamrik	MTL	79	192
Francois Beauchemin	ANA	81	182

TIME ON ICE

PLAYER	TEAM	GP	TOI
Duncan Keith	CHI	82	2,204:33
Jay Bouwmeester	CGY	82	2,130:56
Shea Weber	NSH	82	2,076:09
Zdeno Chara	BOS	81	2,060:13
Joe Corvo	CAR	82	2,031:50

WINS

PLAYER	TEAM	GP	WINS
Roberto Loungo	VAN	60	38
Carey Price	MTL	72	38
Jimmy Howard	DET	63	37
Miikka Kiprusoff	CGY	71	37
Cam Ward	CAR	74	37

SHUTOUTS

PLAYER	TEAM	GP	SO
Henrik Lundqvist	NYR	68	11
Tim Thomas	BOS	57	9
Carey Price	MTL	72	8
Jaroslav Halak	STL	57	7
Ilya Bryzgalov	PHX	68	7
Miikka Kiprusoff	CGY	71	6

GOALTENDER GAMES PLAYED

PLAYER	TEAM	GP
Cam Ward	CAR	74
Carey Price	MTL	72
Miikka Kiprusoff	CGY	71
Kari Lehtonen	DAL	69

FLAMES HIGHS & LOWS 2010-2011

TEAM (most recent listed)

LONGEST STREAKS:

Winning: 6 games

Jan. 21 - Feb. 3

Home Winning: 3 games (4x)

Feb. 27 - Mar. 6

Road Winning: 3 games (2x)

Mar. 26 - Apr. 3

Losing: 4 games

Oct. 28 - Nov. 5

Home Losing: 4 games

Oct. 28 - Nov. 17

Road Losing: 2 games (3x)

Dec. 20 - 21

MOST GOALS:

For, One Game: 9 goals

Feb. 14 (CGY 9 @ COL 1)

For, One Home Game: 7 goals (2x)

Jan. 21 (DAL 4 @ CGY 7)

For, One Road Game: 9 goals

Feb. 14 (CGY 9 @ COL 1)

Against, One Game: 7 goals (2x)

Dec. 1 (VAN 7 @ CGY 2)

Against, One Home Game: 7 goals (2x)

Dec. 1 (VAN 7 @ CGY 2)

Against, One Road Game: 6 goals (3x)

Mar. 23 (CGY 3 @ SJ 6)

Total Goals, One Game: 11 goals (3x)

Jan. 21 (DAL 4 @ CGY 7)

For, One Period: 5 goals (2x)

Mar. 1 (3rd)

Against, One Period: 6 goals

Oct. 30 (2nd)

LARGEST:

Winning Margin: 8 goals

Feb. 14 (CGY 9 @ COL 1)

Losing Margin: 6 goals

Jan. 19 (MIN 6 @ CGY 0)

MOST SHOTS, GAME:

For: 47 shots

Apr. 6 (EDM 1 @ CGY 6)

For, One Home: 47 shots

Apr. 6 (EDM 1 @ CGY 6)

For, One Road: 44 shots

Jan. 5 (CGY 1 @ VAN 3)

Against: 44 shots

Jan. 22 (VAN 3 @ CGY 4) SO

Against, One Home: 44 shots

Jan. 22 (CGY 4 @ VAN 3) SO

Against, One Road: 44 shots

Jan. 22 (CGY 4 @ VAN 3) SO

MOST SHOTS, PERIOD:

For: 20 shots

Apr. 6 (1st) (EDM 1 @ CGY 6)

For, One Home: 20 shots

Apr. 6 (1st) (EDM 1 @ CGY 6)

For, One Road: 19 shots (3x)

Mar. 10 (2nd) (CGY 0 @ PHX 3)

Against: 24 shots

Nov. 27 (1st) (CGY 1 @ PIT 4)

Against, One Home: 21 shots

Feb. 20 (2nd) (MTL 0 @ CGY 4)

Against, One Road: 24 shots

Nov. 27 (1st) (CGY 1 @ PIT 4)

FLAMES HIGHS & LOWS 2010-2011

TEAM (continued)

FEWEST SHOTS, GAME:

For: 17 shots

Nov. 3 (DET 2 @ CGY 1)

For, One Home Game: 17 shots

Nov. 3 (DET 2 @ CGY 1)

For, One Road Game: 23 shots

Oct. 22 (CGY 6 @ CLB 2)

Against: 16 shots (2x)

Dec. 23 (CGY 3 @ DAL 2) SO

Against, One Home Game: 16 shots

Dec. 18 (MIN 3 @ CGY 1)

Against, One Road Game: 16 shots

Dec. 23 (CGY 3 @ DAL 2) SO

FEWEST SHOTS, PERIOD:

For: 0 shots

Mar. 23 (3rd) (CGY 3 @ SJ 6)

For, One Home Game: 3 shots

Oct. 28 (3rd) (COL 6 @ CGY 5)

For, One Road Game: 0 shots

Mar. 23 (3rd) (CGY 3 @ SJ 6)

Against: 2 shots

Dec. 23 (2nd) (CGY 3 @ DAL 2) SO

Against, One Home Game: 3 shots (5x)

Apr. 6 (1st) (EDM 1 @ CGY 6)

Against, One Road Game: 2 shots

Dec. 23 (2nd) (CGY 3 @ DAL 2) SO

MOST POWER PLAY GOALS:

For, One Game: 3 goals (2x)

Apr. 6 (EDM 1 @ CGY 6)

Against, One Game: 4 goals

Dec. 5 (CGY 2 @ CHI 4)

Total, One Game: 6 goals

Dec. 5 (CGY 2 @ CHI 4)

(2 PPGF, 4 PPGA)

MOST SHORT HANDED GOALS:

For, One Game: 1 goal (7x)

Feb. 20 (MTL 0 @ CGY 4) Anton Babchuk

Against, One Game: 1 goal (8x)

Mar. 26 (CGY 5 @ EDM 4) SO Colin Fraser

Total, One Game: 1 goal (15x)

Mar. 26 (CGY 5 @ EDM 4) SO Colin Fraser

(0 SHGF, 1 SHGA)

FLAMES HIGHS & LOWS 2010-2011

INDIVIDUAL

MOST CONSECUTIVE GAMES:

Scoring Goals: 5 games

Curtis Glencross, Feb. 7 - 14 (6 goals)

Scoring Assists: 7 games

Alex Tanguay, Feb. 20 - Mar. 4 (8 assists)

Scoring Points: 9 games

Jarome Iginla, Nov. 29 - Dec. 16 (5 goals, 7 assists)

MOST:

Games Played: 82 (5x)

Anton Babchuk, Jay Bouwmeester, Mark Giordano,
Jarome Iginla, Tim Jackman

Goals: 43

Jarome Iginla

Goals, One Game: 3 (3x)

Jarome Iginla, Apr. 6 (EDM 1 @ CGY 6)

Assists: 47

Alex Tanguay

Assists, One Game: 3 (10x)

Mikael Backlund: Apr. 6 (EDM 1 @ CGY 6)

Points: 86

Jarome Iginla (43 goals, 43 assists)

Points, One Game: 4 (4x)

Jarome Iginla (3g, 1a):
Apr. 6 (EDM 1 @ CGY 6)

Penalty Minutes: 86

Tim Jackman

Penalty Minutes, One Game: 15 (2x)

Curtis Glencross, Dec. 1 (VAN 7 @ CGY 2)

Power Play Goals: 14

Jarome Iginla

Game Winning Goals: 6 (2x)

Jarome Iginla and Rene Bourque

Game Winning Shoot-out Goals: 4

Alex Tanguay

Overtime Goals: 1 (2x)

Jarome Iginla (Dec. 13)

Rene Bourque (Oct. 19)

Short-Handed Goals: 2

Curtis Glencross

Shots: 289

Jarome Iginla

Shots, One Game: 11

Rene Bourque, Feb. 20

(MTL 0 @ CGY 4)

FASTEST OPENING GOAL:

For: 0:18

David Moss, Feb. 14

(CGY 9 @ COL 1)

Against: 0:39

Rob Scuderi, Feb. 5

(LA 4 @ CGY 3) - SO

FASTEST OPENING GOAL OTHER THAN 1ST PERIOD:

For: 0:32

Mark Giordano, Mar. 30

(ANA 4 @ CGY 2) 3rd period

Against: 0:22

Dustin Penner, Oct. 16

(EDM 3 @ CGY 5) 2nd period

FLAMES HIGHS & LOWS 2010-2011

BY MONTH

MONTH	GP	W	L	OTL	L/SO	GF	GA	PTS
Oct.	11	6	5	0	0	33	34	12
Nov.	13	4	7	1	1	34	35	10
Dec.	14	7	6	0	1	36	40	15
Jan.	13	7	3	1	2	41	43	17
Feb.	13	8	2	1	2	46	30	19
Mar.	14	6	6	1	1	47	48	14
Apr.	4	3	0	1	0	13	7	7
Totals	82	41	29	5	6	250	237	94

OVERALL

SEASON	GP	W	L	OTL	L/SO	GF	GA	PTS
2010-11	82	41	29	5	6	250	237	94
2009-10	82	40	32	3	7	204	210	90
Difference	E	+1	-3	+2	-1	+46	+27	+4

HOME

SEASON	GP	W	L	OTL	L/SO	GF	GA	PTS
2010-11	41	23	13	2	3	135	117	51
2009-10	41	20	17	1	3	95	98	44
Difference	E	+3	-4	+1	E	+40	+19	+7

ROAD

SEASON	GP	W	L	OTL	L/SO	GF	GA	PTS
2010-11	41	18	16	3	4	115	120	43
2009-10	41	20	15	2	4	109	112	46
Difference	E	-2	+1	+1	E	+6	+8	-3

TEAM-BY-TEAM

HOME									ROAD								
GP	W	L	OTL	SOL	GF	GA	PTS	TEAM	GP	W	L	OTL	SOL	GF	GA	PTS	
2	0	1	1	0	6	9	1	ANA	2	0	0	1	1	6	8	2	
-	-	-	-	-	-	-	-	ATL	1	1	0	0	0	4	2	2	
1	0	1	0	0	1	3	0	BOS	-	-	-	-	-	-	-	-	
1	1	0	0	0	5	2	2	BUF	-	-	-	-	-	-	-	-	
-	-	-	-	-	-	-	-	CAR	1	0	0	0	1	5	6	1	
2	2	0	0	0	10	3	4	CHI	2	0	2	0	0	6	10	0	
3	2	1	0	0	13	10	4	COL	3	3	0	0	0	15	4	6	
2	2	0	0	0	7	5	4	CLB	2	1	1	0	0	7	5	2	
2	2	0	0	0	11	6	4	DAL	2	2	0	0	0	7	5	4	
2	0	1	0	1	5	7	1	DET	2	0	1	1	0	6	9	1	
3	3	0	0	0	16	8	6	EDM	3	2	1	0	0	7	9	4	
1	0	1	0	0	0	3	0	FLA	-	-	-	-	-	-	-	-	
2	1	0	0	1	6	5	3	LA	2	0	1	0	1	2	4	1	
3	1	2	0	0	4	9	2	MIN	3	1	2	0	0	5	8	2	
1	1	0	0	0	4	0	2	MTL	1	0	0	1	0	4	5	1	
2	2	0	0	0	6	3	4	NSH	2	2	0	0	0	4	2	4	
-	-	-	-	-	-	-	-	NJ	1	0	0	0	1	1	2	1	
1	0	1	0	0	2	5	0	NYI	-	-	-	-	-	-	-	-	
-	-	-	-	-	-	-	-	NYR	1	0	1	0	0	1	2	0	
1	1	0	0	0	5	2	2	OTT	1	1	0	0	0	3	2	2	
-	-	-	-	-	-	-	-	PHI	1	1	0	0	0	3	2	2	
2	0	2	0	0	4	7	0	PHX	2	0	2	0	0	4	8	0	
-	-	-	-	-	-	-	-	PIT	1	0	1	0	0	1	4	0	
2	2	0	0	0	5	1	4	STL	2	2	0	0	0	9	2	4	
2	1	0	0	1	7	4	3	SJ	2	0	2	0	0	6	10	0	
1	1	0	0	0	4	2	2	TB	-	-	-	-	-	-	-	-	
1	1	0	0	0	5	2	2	TOR	1	1	0	0	0	2	1	2	
3	0	2	1	0	7	14	1	VAN	3	1	2	0	0	7	10	2	
1	0	1	0	0	2	7	0	WSH	-	-	-	-	-	-	-	-	
41	23	13	2	3	135	117	51	Totals	41	18	16	3	4	115	120	43	

FLAMES SCORING 2010-2011


REGULAR SEASON

PLAYER	POS	GP	G	A	PTS	+/-	PIM	PP	SH	GW	OT	S	S%	TOI/G	SHFT/G	FO%
Jarome Iginla	R	82	43	43	86	0	40	14	0	6	1	289	14.9	20:56	23.2	54.0
Alex Tanguay	L	79	22	47	69	0	24	3	0	2	0	120	18.3	19:45	23.5	39.2
Olli Jokinen	C	79	17	37	54	-17	44	5	0	1	0	208	8.2	17:46	22.1	47.4
Rene Bourque	L	80	27	23	50	-17	42	6	1	6	1	218	12.4	17:45	22.3	29.2
Curtis Glencross	L	79	24	19	43	6	59	3	2	4	0	149	16.1	16:14	22.0	40.4
Brendan Morrison	C	66	9	34	43	13	16	3	1	1	0	89	10.1	16:41	21.5	49.6
Mark Giordano	D	82	8	35	43	-8	67	5	0	1	0	165	4.8	23:08	30.5	0.0
Matt Stajan	C	76	6	25	31	1	32	0	1	0	0	81	7.4	14:13	18.8	51.6
David Moss	R	58	17	13	30	9	18	5	0	3	0	127	13.4	13:41	20.4	43.1
Niklas Hagman	L	71	11	16	27	-2	24	4	0	0	0	140	7.9	13:38	18.1	12.0
Anton Babchuk	D	65	8	19	27	18	20	5	1	1	0	87	9.2	15:37	20.2	0.0
Mikael Backlund	C	73	10	15	25	4	18	2	0	1	0	144	6.9	12:04	16.7	48.0
Jay Bouwmeester	D	82	4	20	24	-2	44	1	0	1	0	121	3.3	25:59	31.1	0.0
Tim Jackman	R	82	10	13	23	4	86	1	0	1	0	131	7.6	9:49	14.1	37.5
Cory Sarich	D	76	4	13	17	11	75	0	0	1	0	75	5.3	17:52	26.1	0.0
Robyn Regehr	D	79	2	15	17	2	58	1	0	0	0	72	2.8	21:29	29.1	0.0
Tom Kostopoulos	R	59	7	7	14	-3	44	2	0	0	0	66	10.6	12:38	17.5	26.4
Steve Staios	D	39	3	7	10	6	24	0	1	0	0	23	13.0	14:43	20.5	100.0
Adam Pardy	D	30	1	6	7	3	24	0	0	0	0	36	2.8	14:41	20.2	0.0
Ales Kotalik	R	26	4	2	6	-7	8	1	0	2	0	62	6.5	12:22	16.8	54.6
Ian White	D	16	2	4	6	-10	6	1	0	0	0	34	5.9	21:44	26.5	0.0
Craig Conroy	C	18	2	0	2	-1	8	0	0	1	0	11	18.2	9:18	15.8	53.4
Stefan Meyer	L	16	0	2	2	0	17	0	0	0	0	12	0.0	7:45	11.4	41.2
Lance Bouma	C	16	0	1	1	-1	2	0	0	0	0	9	0.0	5:52	8.4	0.0
Greg Nemisz	C	6	0	1	1	-1	0	0	0	0	0	5	0.0	5:05	7.7	33.3
Brett Sutter	L	4	0	1	1	-1	5	0	0	0	0	3	0.0	10:07	14.5	52.2
Brendan Mikkelsen	D	19	0	1	1	-5	2	0	0	0	0	10	0.0	12:52	19.1	0.0
Daymond Langkow	C	4	0	1	1	3	0	0	0	0	0	6	0.0	14:45	19.8	53.5
Freddy Modin	L	4	0	0	0	-3	2	0	0	0	0	3	0.0	8:28	12.5	25.0
Raitis Ivanans	L	1	0	0	0	-1	5	0	0	0	0	0	0.0	8:20	12.0	0.0
Brett Carson	D	6	0	0	0	2	0	0	0	0	0	4	0.0	12:46	18.2	0.0
TJ Brodie	D	3	0	0	0	-3	2	0	0	0	0	1	0.0	16:00	21.0	0.0

PLAYER	GP	W	L	OT	SA	GA	GAA	SV	SV%	SO	A	PIM	MIN
Miikka Kiprusoff	71	37	24	6	1935	182	2.63	1753	.906	6	1	2	4,155:39
Henrik Karlsson	17	4	5	6	391	36	2.58	355	.908	0	0	0	837:33


FLAMES SCORING 2010-2011

FLAMES TOP GOAL SCORERS



JAROME IGINLA

1st on Flames with 43 Goals



RENE BOURQUE

2nd on Flames with 27 Goals



CURTIS GLENCROSS

3rd on Flames with 24 Goals

INDIVIDUAL GOAL SCORING BREAKDOWN

Player	1st	2nd	3rd	OT	SO	1H	2H	HM	RD	EN	Total	Record When Scoring
Babchuk	5	2	1			2	6	4	4		8	5-1-0-2
Backlund	5	2	3			4	6	6	4		10	6-3-0-0
Bourque	8	10	8	1	3	13	14	12	15	1	27	11-6-3-2
Bouwmeester	2	1	1			3	1	2	2		4	2-1-0-1
Conroy	1		1			2		2			2	2-0-0-0
Giordano	4	3	1			4	4	4	4		8	5-3-0-0
Glencross	5	8	11		1	7	17	14	10	2	24	15-3-1-2
Hagman	4	2	5			8	3	7	4	1	11	7-1-1-2
Iginla	11	15	16	1		16	27	25	18		43	20-6-4-2
Jackman	4	2	4			6	4	5	5		10	4-5-0-0
Jokinen	6	8	3		1	8	9	10	7		17	8-6-1-2
Kostopoulos	3	3	1			3	4	4	3		7	5-0-1-0
Kotalik		1	3			1	3	2	2		4	3-0-1-0
Mikkelsen												
Morrison	3	4	2			5	4	7	2		9	9-0-0-0
Moss	4	7	6			6	11	11	6		17	10-1-0-2
Pardy		1					1	1			1	1-0-0-0
Regehr	1		1				2	1	1		2	1-0-0-1
Sarich	2		2			1	3	2	2		4	3-1-0-0
Staios			3			1	2	1	2		3	3-0-0-0
Stajan	1	1	4			2	4	3	3		6	3-3-0-0
Tanguay	4	3	15		4	10	12	11	11	1	22	12-5-2-1
TRADED PLAYERS												
Sutter												
White	1	1				2			2		2	1-1-0-0

(Only includes goals scored with the Calgary Flames)

FLAMES GOALS 2010-2011

POWER PLAY GOALS FOR

	ANA	ATL	BOS	BUF	CAR	CHI	COL	CLB	DAL	DET	EDM	FLA	L.A.	MIN	MTL	NSH	N.J.	NYI	NYR	OTT	PHI	PHO	PIT	STL	S.J.	T.B.	TOR	VAN	WSH	TOTAL
Babchuk						1	1		1	1										1										5
Backlund																						1						1		2
Bouma																														0
Bourque						1		1			1			1	1									1						6
Bouwmeester											1																			1
Conroy																														0
Giordano	1						1			1						1									1					5
Glencross			1				1	1																						3
Hagman							1						1	1													1			4
Iginla	1					2	1			1	5					1									1	1		1		14
Jackman																			1											1
Jokinen	1							1					1						1								1			5
Kostopoulos				1					1																					2
Kotalik																			1											1
Langkow																														0
Mikkelsen																														0
Morrison											1					1											1			3
Moss						1			1															3						5
Nemisz																														0
Pardy																														0
Regehr																								1						1
Sarich																														0
Staios																														0
Stajan																														0
Sutter																														0
Tanguay						1							1		1															3
White																						1								1
TOTALS	3	0	1	1	0	6	5	3	3	3	8	0	3	2	2	3	0	0	0	4	0	2	0	4	3	1	2	3	0	62

ADVANTAGES

PP GOALS

PCT.

NHL RANK

POWER PLAY RECORD 318 62 19.5 8th

POWER PLAY GOALS AGAINST

ANA	ATL	BOS	BUF	CAR	CHI	COL	CLB	DAL	DET	EDM	FLA	L.A.	MIN	MTL	NSH	N.J.	NYI	NYR	OTT	PHI	PHO	PIT	STL	S.J.	T.B.	TOR	VAN	WSH	TOTAL
5	0	0	0	0	5	5	1	2	5	3	0	2	4	0	1	0	2	1	0	0	1	1	1	2	0	1	8	3	53

DISADVANTAGES

PPG AGAINST

PCT.

NHL RANK

PENALTY KILLING RECORD 282 53 81.2 T-20th

SHORTHANDED GOALS

FOR: 7

AGAINST: 8

PLAYER	DATE	VERSUS	RESULT	PLAYER	DATE	VERSUS	RESULT
C. Glencross	Oct. 10	Vs. LA	3-1 W	J. Eberle	Oct. 7	@ EDM	0-4 L
R. Bourque	Oct. 22	@ CLB	6-2 W	S. Crosby	Nov. 27	@ PIT	1-4 L
B. Morrison	Oct. 26	Vs. EDM	5-4 W (SO)	M. Raymond	Dec. 1	Vs. VAN	2-7 L
C. Glencross	Nov. 26	@ PHI	3-2 W (SO)	A. Vermette	Dec. 13	Vs. CLB	3-2 W(OT)
M. Stajan	Feb. 14	@ COL	9-1 W	D. Winnik	Dec. 31	Vs. COL	3-2 W
S. Staios	Feb. 16	Vs. DAL	4-2 W	R. Kesler	Jan. 22	@ VAN	4-3 W(SO)
A. Babchuk	Feb. 20	Vs. MTL	4-0 W	B. McMillan	Feb. 11	Vs. ANA	4-5 OTL
				C. Fraser	Mar. 26	@ EDM	5-4 W(SO)

FLAMES GOALS 2010-2011

EMPTY NET GOALS

FOR: 6

PLAYER	DATE	VERSUS	RESULT
N. Hagman	Oct. 10	Vs. LA	3-1 W
A. Tanguay	Oct. 16	Vs. EDM	5-3 W
C. Glencross	Nov. 9	@ COL	4-2 W
J. Iginla	Jan. 26	Vs. STL	4-1 W
C. Glencross	Feb. 3	@ ATL	4-2 W
R. Bourque	Feb. 7	Vs. CHI	3-1 W

AGAINST: 12

PLAYER	DATE	VERSUS	RESULT
V. Fiddler	Nov. 12	@ PHX	4-5 L
L. Karpikowski	Nov. 17	Vs. PHX	1-3 L
S. Crosby	Nov. 27	@ PIT	1-4 L
D. Bolland	Dec. 5	@ CHI	2-4 L
C. Clutterbuck	Dec. 20	@ MIN	1-4 L
R. Klesla	Dec. 21	@ CLB	1-3 L
M. Grabner	Jan. 3	Vs. NYI	2-5 L
A. Burrows	Feb. 12	@ VAN	2-4 L
M. Lucic	Feb. 22	Vs. BOS	1-3 L
M. Hossa	Mar. 2	@ CHI	4-6 L
S. Doan	Mar. 10	@ PHX	0-3 L
C. Perry	Mar. 30	Vs. ANA	2-4 L

HAT TRICKS

FOR: 3

PLAYER	DATE	GOALS	VS.	GOALIE
R. Bourque	Oct. 22	@ CLB	6-2 W	S. Mason (3)
J. Iginla	Nov. 19	Vs. CHI	7-2 W	M. Turco (3)
J. Iginla	Apr. 6	Vs. EDM	6-1 W	N. Khabibulin (3)

AGAINST: 3

PLAYER	DATE	GOALS	VS.	GOALIE
C. Stewart	Oct. 28	Vs. COL	5-6 L	H. Karlsson (3)
V. Fiddler	Nov. 12	@ PHX	4-5 L	M. Kiprusoff (3)
M. Raymond	Dec. 1	Vs. VAN	2-7 L	M. Kiprusoff (3)

PENALTY BREAKDOWN

MULTIPLE POINT GAMES

Player	MIN	MAJ	MIS	GM	PIM	Goals				Assists				Points				
						2	3	4	Total	2	3	4	Total	2	3	4	5	Total
Babchuk	10	0	0	0	20	-	-	-	-	4	-	-	4	2	2	-	-	4
Backlund	9	0	0	0	18	1	-	-	1	-	1	-	1	1	1	-	-	2
Bouma	1	0	0	0	2	-	-	-	-	-	-	-	-	-	-	-	-	-
Bourque	21	0	0	0	42	3	1	-	4	5	-	-	5	10	1	1	-	12
Bouwmeester	22	0	0	0	44	-	-	-	-	1	-	-	1	1	-	-	-	1
Brodie	1	0	0	0	2	-	-	-	-	-	-	-	-	-	-	-	-	-
Carson	0	0	0	0	0	-	-	-	-	-	-	-	-	-	-	-	-	-
Conroy	4	0	0	0	8	-	-	-	-	-	-	-	-	-	-	-	-	-
Giordano	26	3	0	0	67	-	-	-	-	2	1	-	3	5	1	-	-	6
Glencross	16	3	0	1	59	3	-	-	3	3	-	-	3	6	3	-	-	9
Hagman	12	0	0	0	24	-	-	-	-	2	-	-	2	4	1	-	-	5
Iginla	15	2	0	0	40	7	2	-	9	3	1	-	4	14	7	1	-	22
Ivanans	0	1	0	0	5	-	-	-	-	-	-	-	-	-	-	-	-	-
Jackman	13	12	0	0	86	1	-	-	1	-	-	-	-	3	-	-	-	3
Jokinen	12	2	0	1	44	-	-	-	-	6	1	-	7	12	1	1	-	15
Kostopoulos	12	4	0	0	44	1	-	-	1	-	-	-	-	1	1	-	-	2
Kotalik	4	0	0	0	8	-	-	-	-	-	-	-	-	1	-	-	-	1
Langkow	0	0	0	0	0	-	-	-	-	-	-	-	-	-	-	-	-	-
Meyer	1	3	0	0	17	-	-	-	-	-	-	-	-	-	-	-	-	-
Mikkelsen	1	0	0	0	2	-	-	-	-	-	-	-	-	-	-	-	-	-
Modin	1	0	0	0	2	-	-	-	-	-	-	-	-	-	-	-	-	-
Morrison	8	0	0	0	16	1	-	-	1	3	2	-	5	7	2	-	-	9
Moss	9	0	0	0	18	4	-	-	4	2	1	-	3	5	3	1	-	9
Pardy	12	0	0	0	24	-	-	-	-	-	-	-	-	-	-	-	-	-
Regehr	24	2	0	0	58	-	-	-	-	4	-	-	4	4	-	-	-	4
Sarich	29	3	0	0	75	-	-	-	-	-	-	-	-	-	-	-	-	-
Staios	7	2	0	0	24	-	-	-	-	-	-	-	-	-	-	-	-	-
Stojan	16	0	0	0	32	-	-	-	-	2	1	-	3	3	1	-	-	4
Tanguay	12	0	0	0	24	2	-	-	2	8	2	-	10	11	6	-	-	17
TRADED PLAYERS																		
Sutter	0	1	0	0	5	-	-	-	-	-	-	-	-	-	-	-	-	-
White	3	0	0	0	6	-	-	-	-	-	-	-	-	-	-	-	-	-

(Penalties accumulated with the Calgary Flames only)

FLAMES OVERALL RESULTS 2010-2011

Game	Date	Team	Score	Result	W	L	OTL	SOL	Pts	GF	GA	Flames Goals by #	Bold = game-winning goal	Deciding Goal	Shots - GSV/OPP	PP	PK	Goalie	Saves / Shots	S = empty net	# = penalty shot	Attendance
1	Oct. 7	EDM	0-4	L	0	1	0	0	0	0	4			G. Brule	37/33	0/4	4/6	Kiprusoff	29/33	.879%		16,839
2	Oct. 10	LA	3-1	W	1	1	0	0	2	3	5	20*, 24, 10S		CONROY	32/22	1/5	3/3	Kiprusoff	21/22	.955%		19,289
3	Oct. 14	FLA	0-3	L	1	2	0	0	2	3	8			R. Dvorak	27/18	0/4	3/3	Kiprusoff	15/18	.833%		19,289
4	Oct. 16	EDM	5-3	W	2	2	0	0	4	8	11	40, 8, 10*, 12, 40S		IGNLA	46/30	1/4	4/4	Kiprusoff	27/30	.900%		19,28
5	Oct. 19	NSH	1-0	W(OT)	3	2	0	0	6	9	11	17		BOURQUE	35/34	0/2	5/5	Kiprusoff	34/34	1.000%		15,684
6	Oct. 21	DET	2-4	L	3	3	0	0	6	11	15	11, 11		J. Franzén	36/30	0/6	4/5	Kiprusoff	26/30	.867%		18,399
7	Oct. 22	CLB	6-2	W	4	3	0	0	8	17	17	10, 3, 17*, 17*, 40, 17		BOURQUE	33/22	0/6	4/4	Karlsson	20/22	.909%		10,784
8	Oct. 24	SJ	4-0	W	5	3	0	0	10	21	17	17, 12, 24, 17		BOURQUE	30/27	1/6	2/2	Kiprusoff	27/27	1.000%		19,289
9	Oct. 26	EDM	5-4	W(SO)	6	3	0	0	12	26	21	8, 4, 20, 8*, 40		TANGUY	39/32	2/5	2/3	Kiprusoff	28/32	.875%		19,289
10	Oct. 28	COL	5-6	L	6	4	0	0	12	31	27	10, 15, 18, 13, 40		D. Winnik	19/36	1/3	5/6	Karlsson	30/36	.833%		19,289
11	Oct. 30	WSH	2-7	L	6	5	0	0	12	33	34	13, 20		A. Ovechkin	29/28	0/6	1/4	Karlsson	21/27	.778%		19,289
12	Nov. 3	DET	1-2	L	6	6	0	0	12	35	36	5		J. Abdelkader	17/33	1/7	6/6	Kiprusoff	31/33	.939%		19,289
13	Nov. 5	MIN	1-2	L	6	7	0	0	12	34	38	17		M. Havlat	34/23	1/4	3/3	Kiprusoff	21/23	.913%		17,124
14	Nov. 9	COL	4-2	W	7	7	0	0	14	39	40	20, 11*, 25, 20S		MOSS	25/31	1/4	5/7	Kiprusoff	29/31	.936%		12,219
15	Nov. 12	PHX	4-5	L	7	8	0	0	14	43	45	17, 3, 40, 15		V. Fiedler	35/26	1/4	0/0	Kiprusoff	21/25	.840%		11,117
16	Nov. 13	SJ	3-4	L	7	9	0	0	14	46	49	5, 4, 12		L. Couture	31/35	1/7	4/5	Kiprusoff	31/35	.886%		17,562
17	Nov. 17	PHX	1-3	L	7	10	0	0	14	47	52	17		M. Hanzal	40/31	0/2	6/7	Kiprusoff	28/30	.933%		19,289
18	Nov. 19	CHI	7-2	W	8	10	0	0	16	54	54	10, 25, 12, 12, 8, 12, 20		IGNLA	36/33	2/5	2/2	Kiprusoff	31/33	.939%		19,289
19	Nov. 21	DET	4-5	L(OT)	8	10	1	0	17	58	59	10, 12, 12, 40		N. Lidstrom	27/38	1/3	4/7	Kiprusoff	33/38	.868%		19,636
20	Nov. 22	NYR	1-2	L	8	11	1	0	17	59	61	12		D. Girardi	32/24	1/2	1/2	Kiprusoff	22/24	.917%		17,845
21	Nov. 24	NJ	1-2	L(SO)	8	11	1	1	18	60	63	17		I. Kovalchuk	26/21	0/3	3/3	Karlsson	20/21	.952%		13,202
22	Nov. 26	PHI	3-2	W(SO)	9	11	1	1	20	63	65	20*, 27*, 17		BOURQUE	30/36	0/3	6/6	Kiprusoff	34/36	.944%		19,872
23	Nov. 27	PIT	1-4	L	9	12	1	0	20	64	69	17		A. Asham	31/43	0/4	2/3	Kiprusoff	39/43	.907%		18,317
24	Nov. 29	MIN	3-0	W	10	12	1	1	22	67	69	4, 12, 10		BOUWMEESTER	31/32	1/3	3/3	Kiprusoff	32/32	1.000%		19,289
25	Dec. 1	VAN	2-7	L	10	13	1	1	22	69	76	15, 40		D. Sedin	20/36	0/3	5/8	Kiprusoff	29/36	.806%		19,289
26	Dec. 3	MIN	3-2	W(SO)	11	13	1	1	24	72	78	5, 40, 17		BOURQUE	32/22	0/4	4/4	Karlsson	20/22	.909%		17,130
27	Dec. 5	CHI	2-4	L	11	14	1	1	24	74	82	12, 33		J. Toews	26/32	2/8	5/9	Kiprusoff	28/31	.903%		21,112
28	Dec. 7	TB	4-2	W	12	14	1	1	26	78	84	6, 16, 17, 12		BOURQUE	19/24	1/4	2/2	Kiprusoff	22/24	.917%		19,289
29	Dec. 9	LA	1-2	L	12	15	1	1	26	79	86	13		A. Kapitar	27/32	1/3	5/6	Kiprusoff	30/32	.938%		18,118
30	Dec. 10	ANA	2-3	L(SO)	12	15	1	2	27	81	89	13, 25		C. Perry	39/25	1/6	5/5	Karlsson	23/25	.920%		13,775
31	Dec. 13	CLB	3-2	W(OT)	13	15	1	2	29	84	91	12, 8, 12		IGNLA	25/24	0/3	0/1	Kiprusoff	22/24	.917%		19,289
32	Dec. 16	TOR	5-2	W	14	15	1	2	31	89	93	11, 40, 13, 17, 10		JOKINEN	33/19	2/3	1/1	Kiprusoff	17/19	.895%		19,289
33	Dec. 18	MIN	1-3	L	14	16	1	2	31	90	96	18		M. Koivu	29/16	0/1	1/2	Kiprusoff	13/16	.819%		19,289
34	Dec. 20	MIN	1-4	L	14	17	1	2	31	91	100	13		M. Havlat	35/23	0/4	1/3	Kiprusoff	19/22	.864%		18,315
35	Dec. 21	CLB	1-3	L	14	18	1	2	31	92	103	13		J. Boll	30/37	1/4	3/3	Karlsson	34/36	.944%		12,443
36	Dec. 23	BUF	3-2	W(SO)	15	18	1	2	33	95	105	33, 40*, 40		TANGUY	33/16	1/4	2/3	Kiprusoff	14/16	.875%		15,520
37	Dec. 27	DAL	5-2	W	16	18	1	2	35	100	107	13, 12, 26, 25, 16		KOTALIK	33/27	1/5	4/4	Kiprusoff	25/27	.926%		19,289
38	Dec. 31	COL	3-2	W	17	18	1	2	37	103	109	16, 12, 15		JACKMAN	23/21	0/4	2/2	Kiprusoff	19/21	.905%		19,289
39	Jan. 1	EDM	2-1	W	18	18	1	2	39	105	110	15, 5		GIORDANO	30/17	0/3	1/1	Kiprusoff	16/17	.941%		16,839
40	Jan. 3	NYI	2-5	L	18	19	1	2	39	107	115	25, 25		J. Tavares	43/26	0/2	0/2	Karlsson	21/25	.840%		19,289

FLAMES OVERALL RESULTS 2010-2011 (con't)

Goal Key:	Underline = power play goal				* = short-handed goal				Bold = game-winning goal				Bold Italic = GW Shootout goal				* = game-tying goal		\$ = empty net		# = penalty shot	
Game	Date	Team	Score	Result	W	L	OTL	SOL	PIS	GF	GA	Flames Goals by #	Deciding Goal	Shots - CSV/OPP	PP	PK	Goalie	Saves / Shots	Save %	Attendance		
41	Jan. 5	VAN	1-3	L	18	20	1	2	39	108	118	15	K. Bieksa	44/21	0/3	2/2	Kiprusoff	28/21	85%	18,860		
42	Jan. 7	DET	4-5	L(SO)	18	20	1	3	40	112	123	10, 12, 20, 33	T. Bertuzzi	39/27	1/5	5/6	Kiprusoff	23/27	889%	19,289		
43	Jan. 11	CAR	5-6	L(SO)	18	20	1	4	41	117	129	4, 12, 10, 20, 17	J. Skinner	32/30	0/2	5/5	Karlsson	4/8	500%	10,006		
44	Jan. 14	OTT	3-2	W	19	20	1	4	43	120	131	25, 25, <u>26</u>	KOTALIK	26/35	1/4	5/5	Karlsson	33/35	943%	19,984		
45	Jan. 15	TOR	2-1	W(SO)	20	20	1	4	45	122	132	18, <u>13</u>	JOKINEN	33/33	0/3	2/3	Kiprusoff	32/33	970%	19,462		
46	Jan. 17	MTL	4-5	L(OT)	20	20	2	4	46	126	137	17, 12, 26, 40+	PK. Subban	28/29	0/4	3/3	Kiprusoff	13/17	765%	21,273		
47	Jan. 19	MIN	0-6	L	20	21	2	4	46	126	143		M. Havlat	37/24	0/2	2/3	Karlsson	11/12	917%	19,289		
48	Jan. 21	DAL	7-4	W	21	21	2	4	48	133	147	40, 13, 11, 25, <u>8</u> , 12, <u>25</u>	MORRISON	19/21	1/2	2/2	Karlsson	18/24	750%	19,289		
49	Jan. 22	VAN	4-3	W(SO)	22	21	2	4	50	137	150	8, 20, 15, <u>40</u>	TANGUAY	33/44	1/6	5/5	Kiprusoff	17/21	810%	18,860		
50	Jan. 24	NSH	3-1	W	23	21	2	4	52	140	151	20, <u>12</u> , <u>8</u>	IGNILA	27/24	2/6	5/5	Kiprusoff	41/44	932%	18,860		
51	Jan. 26	STL	4-1	W	24	21	2	4	54	144	152	25, <u>25</u> , 7, 12S	MOSS	20/29	2/3	2/2	Kiprusoff	23/24	958%	19,289		
52	Feb. 1	NSH	3-2	W(SO)	25	21	2	4	56	147	154	18, 6+, <u>17</u>	BOURQUE	28/27	0/5	3/4	Kiprusoff	25/27	926%	14,360		
53	Feb. 3	ATL	4-2	W	26	21	2	4	58	151	156	5, 8+, <u>11</u> , 20S	BACKLUND	24/24	0/3	2/2	Kiprusoff	20/24	917%	12,984		
54	Feb. 5	LA	3-4	L(SO)	26	21	2	5	59	154	160	28, 40, 40	J. Williams	35/33	1/4	3/4	Kiprusoff	30/33	909%	19,289		
55	Feb. 7	CHI	3-1	W	27	21	2	5	61	157	161	11, <u>20</u> , 17S	GLENCROSS	28/23	1/4	4/4	Kiprusoff	22/23	957%	19,289		
56	Feb. 9	OTT	5-2	W	28	21	2	5	63	162	163	15, 13+, <u>20</u> , <u>33</u> , <u>15</u>	GLENCROSS	35/26	3/5	3/3	Kiprusoff	24/26	923%	19,289		
57	Feb. 10	ANA	4-5	L(OT)	28	21	3	5	64	166	168	17, 13, 12, 20	C. Fowler	25/30	0/3	0/1	Kiprusoff	25/30	833%	19,289		
58	Feb. 11	VAN	2-4	L	28	22	3	5	64	166	172	15, 20	M. Samuelsson	26/33	0/3	1/3	Kiprusoff	29/32	906%	18,860		
59	Feb. 12	COL	9-1	W	29	22	3	5	66	177	173	25, <u>33</u> , 12, 20, 13, 40, 20, 12, 18+	BABCHUK	33/23	1/4	2/3	Kiprusoff	17/18	944%	14,035		
60	Feb. 16	DAL	4-2	W	30	22	3	5	68	181	175	13, 16+, <u>6</u> , 27+	SARICH	31/24	1/3	2/2	Kiprusoff	5/5	1000%	19,289		
61	Feb. 20	MTL	4-0	W	31	22	3	5	70	185	175	<u>17</u> , 33+, 17, <u>40</u>	BOURQUE	37/39	2/4	1/1	Kiprusoff	22/24	917%	19,289		
62	Feb. 22	BOS	1-3	L	31	23	3	5	70	186	178	20	B. Marchand	29/29	1/2	2/2	Kiprusoff	39/39	1000%	4,022		
63	Feb. 25	SJ	3-4	L(SO)	31	23	3	6	71	189	182	33, 25, 10	R. Clowe	24/33	0/3	2/2	Kiprusoff	26/28	929%	19,289		
64	Feb. 27	STL	1-0	W	32	23	3	6	73	190	182	<u>25</u>	MOSS	20/27	0/4	3/3	Kiprusoff	30/33	909%	19,289		
65	Mar. 1	STL	6-0	W	33	23	3	6	75	196	182	<u>40</u> , 12, 25, 12, 28, 10	TANGUAY	25/29	2/4	2/2	Kiprusoff	21/27	1000%	19,289		
66	Mar. 2	CHI	4-6	L	33	24	3	6	75	200	188	40, 17, 12, 17	D. Bolland	25/30	1/3	3/4	Kiprusoff	15/19	700%	20,896		
67	Mar. 4	CLB	4-3	W	34	24	3	6	77	204	191	13, 12, 17, <u>20</u>	GLENCROSS	28/40	2/7	3/3	Kiprusoff	9/10	900%	19,289		
68	Mar. 6	NSH	3-2	W	35	24	3	6	79	207	193	5, 12#, <u>20</u>	GLENCROSS	36/23	1/2	3/3	Kiprusoff	37/40	925%	19,289		
69	Mar. 9	DAL	4-3	W(SO)	36	24	3	6	81	211	196	17, 16, 33, <u>20</u>	GLENCROSS	34/34	0/1	2/3	Kiprusoff	21/23	913%	19,289		
70	Mar. 10	PHX	0-3	L	36	25	3	6	81	211	199	11, 18, 25	B. MacLean	38/32	0/3	2/2	Karlsson	31/34	912%	14,476		
71	Mar. 12	VAN	3-4	L	36	26	3	6	81	214	203	11, 18, 25	D. Sedin	23/32	0/2	0/2	Kiprusoff	29/31	936%	13,003		
72	Mar. 15	PHX	3-4	L	36	27	3	6	81	217	207	13, 11, 40	M. Rozsival	27/25	1/2	1/1	Kiprusoff	28/32	875%	19,289		
73	Mar. 17	COL	5-2	W	37	27	3	6	83	222	209	12, 5, <u>17</u> , 26, 12	BOURQUE	28/29	2/4	4/5	Kiprusoff	21/25	840%	19,289		
74	Mar. 20	ANA	4-5	L(OT)	37	27	4	6	84	226	214	16, 17, 16, <u>12</u>	C. Perry	41/33	1/4	1/3	Kiprusoff	27/29	931%	19,289		
75	Mar. 21	LA	1-2	L(SO)	37	27	4	7	85	227	216	13+	A. Kapitar	28/27	0/6	4/4	Karlsson	26/28	929%	15,177		
76	Mar. 23	SJ	3-6	L	37	28	4	7	85	230	222	12, 6, 17	P. Marleau	25/38	1/1	1/2	Kiprusoff	26/27	963%	18,118		
77	Mar. 26	EDM	5-4	W(SO)	38	28	4	7	87	235	226	12, 12, 20, 27+, <u>40</u>	A. Tanguay	31/21	2/4	2/2	Kiprusoff	32/38	842%	17,562		
78	Mar. 30	ANA	2-4	L	38	29	4	7	87	237	230	12, <u>5</u>	L. Visnovsky	25/22	1/7	4/6	Kiprusoff	17/21	810%	16,839		
79	Apr. 1	STL	3-2	W	39	29	4	7	89	240	232	12, 40+, <u>12</u>	IGNILA	23/27	0/5	2/3	Kiprusoff	18/21	857%	19,289		
80	Apr. 3	COL	2-1	W	40	29	4	7	91	242	233	13, <u>40</u>	TANGUAY	36/35	0/1	2/3	Kiprusoff	25/27	926%	19,150		
81	Apr. 6	EDM	6-1	W	41	29	4	7	93	248	234	17, 12, 40, 20, <u>12</u>	IGNILA	47/23	3/4	2/2	Kiprusoff	34/35	971%	13,896		
82	Apr. 9	VAN	2-3	L(OT)	41	29	5	7	94	250	237	12, <u>11</u>	C. Ehrhoff	36/39	2/7	2/3	Karlsson	22/23	957%	19,289		
83	Apr. 11	MTL	3-2	W	42	30	5	7	96	254	240	12, 12, 12, 12, 12, 12		37/37	2/2	2/2	Karlsson	36/39	923%	19,289		

FLAMES HOME RESULTS 2010-2011

Game	Date	Team	Score	Result	W	L	OTL	SOL	PIS	GF	GA	Flames Goals by #	Deciding Goal	Shots - CSV/OPP	PP	PK	Goalie	Saves / Shots	\$ = empty net	# = penalty shot	Attendance
1	Oct 10	LA	3-1	W	1	0	0	0	2	3	1	20*, 24, 10S	CONROY	32/22	1/5	3/3	Kiprusoff	21/22	95.5%	19,289	
2	Oct 14	FLA	0-3	L	1	1	0	0	2	3	4		R. Dvorak	27/18	0/4	3/3	Kiprusoff	15/18	83.3%	19,289	
3	Oct 16	EDM	5-3	W	2	1	0	0	4	8	7	40, 8, 10*, 12, 40S	IGHLA	46/30	1/4	4/4	Kiprusoff	27/30	90.0%	19,289	
4	Oct 24	SJ	4-0	W	3	1	0	0	6	12	7	17, 12, 24, 17	BOURQUE	30/27	1/6	2/2	Kiprusoff	27/27	100.0%	19,289	
5	Oct 26	EDM	5-4	W(SO)	4	1	0	0	8	17	11	8, 4, 20, 8*, 40	TANGUAY	39/32	2/5	2/3	Kiprusoff	28/32	87.5%	19,289	
6	Oct 28	COL	5-6	L	4	2	0	0	8	22	17	10, 15, 18, 13, 40	D. Winnik	19/36	1/3	5/6	Karlsson	30/36	83.3%	19,289	
7	Oct 30	WSH	2-7	L	4	3	0	0	8	24	24	13, 20	A. Ovechkin	29/28	0/6	1/4	Kiprusoff	21/27	77.8%	19,289	
8	Nov 3	DET	1-2	L	4	4	0	0	8	25	26	5	J. Abdelkader	17/33	1/7	6/6	Kiprusoff	0/1	0.0%	19,289	
9	Nov 17	PHX	1-3	L	4	5	0	0	8	26	29	17	M. Hanzal	40/31	0/2	6/7	Kiprusoff	28/30	93.3%	19,289	
10	Nov 19	CHI	7-2	W	5	5	0	0	10	33	31	10, 25, 12, 12, 8, 12, 20	IGHLA	36/33	2/5	2/2	Kiprusoff	28/30	93.3%	19,289	
11	Nov 29	MIN	3-0	W	6	5	0	0	12	36	31	4, 12, 10	BOUWMEESTER	31/32	1/3	3/3	Kiprusoff	32/32	100.0%	19,289	
12	Dec 1	VAN	2-7	L	6	6	0	0	12	38	38	15, 40	D. Sedin	20/36	0/3	5/8	Kiprusoff	29/36	80.6%	19,289	
13	Dec 7	TB	4-2	W	7	6	0	0	14	42	40	6, 16, 17, 12	BOURQUE	19/24	1/4	2/2	Kiprusoff	22/24	91.7%	19,289	
14	Dec 13	CLB	3-2	W(OT)	8	6	0	0	16	45	42	12, 8, 12	IGHLA	25/24	0/3	0/1	Kiprusoff	22/24	91.7%	19,289	
15	Dec 16	TOR	5-2	W	9	6	0	0	18	50	44	11, 40, 13, 17, 10	JOKINEN	33/19	2/3	1/1	Kiprusoff	17/19	89.5%	19,289	
16	Dec 18	MIN	1-3	L	9	7	0	0	18	51	47	18	M. Koyu	29/16	0/1	1/2	Kiprusoff	13/16	81.3%	19,289	
17	Dec 27	BUF	5-2	W	10	7	0	0	20	56	49	13, 12, 26, 25, 16	KOTALIK	33/27	1/5	4/4	Kiprusoff	25/27	92.6%	19,289	
18	Dec 31	COL	3-2	W	11	7	0	0	22	59	51	16, 12, 15	JACKMAN	23/21	0/4	2/2	Kiprusoff	19/21	90.5%	19,289	
19	Jan 3	NYI	2-5	L	11	8	0	0	22	61	56	25, 25	J. Tavares	43/26	0/2	0/2	Karlsson	21/25	84.0%	19,289	
20	Jan 7	DET	4-5	L(SO)	11	8	0	1	23	65	61	20, 12, 20, 33	I. Bertuzzi	39/27	1/5	5/6	Kiprusoff	23/27	88.9%	19,289	
21	Jan 9	MIN	0-6	L	11	9	0	1	23	65	67		M. Havlat	37/24	0/2	2/3	Kiprusoff	18/24	75.0%	19,289	
22	Jan 21	DAL	7-4	W	12	9	0	1	25	72	71	40, 13, 11, 25, 8, 12, 25	MORRISON	19/21	1/2	2/2	Karlsson	17/21	81.0%	19,289	
23	Jan 24	NSH	3-1	W	13	9	0	1	27	75	72	20, 12, 8	IGHLA	27/24	2/6	5/5	Kiprusoff	23/24	95.8%	19,289	
24	Jan 26	STL	4-1	W	14	9	0	1	29	79	73	25, 25, 7, 12S	MOSS	20/29	2/3	2/2	Kiprusoff	28/29	96.6%	19,289	
25	Feb. 5	LA	3-4	L(SO)	14	9	0	2	30	82	77	28, 40, 40	J. Williams	33/33	1/4	3/4	Kiprusoff	30/33	90.9%	19,289	
26	Feb. 7	CHI	3-1	W	15	9	0	2	32	85	78	11, 20, 17S	GLENCROSS	28/23	1/4	4/4	Kiprusoff	22/23	95.7%	19,289	
27	Feb. 9	OTT	5-2	W	16	9	0	2	34	90	80	15, 13*, 20, 33, 15	GLENCROSS	35/26	3/5	3/3	Kiprusoff	24/26	92.3%	19,289	
28	Feb. 11	ANA	4-5	L(OT)	16	9	1	2	35	94	85	17, 13, 12, 20	C. Fowler	25/30	0/3	0/1	Kiprusoff	25/30	83.3%	19,289	
29	Feb. 16	DAL	4-2	W	17	9	1	2	37	98	87	13, 16*, 6, 27*	SARICH	31/24	1/3	2/2	Kiprusoff	22/24	91.7%	19,289	
30	Feb. 20	MTL	4-0	W	18	9	1	2	39	102	87	17, 33*, 17, 40	BOURQUE	37/39	2/4	1/1	Kiprusoff	39/39	100.0%	41,022	
31	Feb. 22	BOS	1-3	L	18	10	1	2	39	103	90	20	B. Marchand	29/29	1/2	2/2	Kiprusoff	26/28	92.9%	19,289	
32	Feb. 25	SJ	3-4	L(SO)	18	10	1	3	40	106	94	33, 25, 10	R. Clowe	24/33	0/3	2/2	Kiprusoff	30/33	90.9%	19,289	
33	Feb. 27	STL	1-0	W	19	10	1	3	42	107	94	25	MOSS	20/27	0/4	3/3	Kiprusoff	27/27	100.0%	19,289	
34	Mar. 4	CLB	4-3	W	20	10	1	3	44	111	99	13, 12, 17, 20	GLENCROSS	28/40	2/7	3/3	Kiprusoff	37/40	92.5%	19,289	
35	Mar. 6	NSH	3-2	W	21	10	1	3	46	114	99	5, 12*, 20	GLENCROSS	36/23	1/2	3/3	Kiprusoff	21/23	93.9%	19,289	
36	Mar. 12	VAN	3-4	L	21	11	1	3	46	117	103	11, 18, 25	D. Sedin	23/32	0/2	0/2	Kiprusoff	28/32	87.5%	19,289	
37	Mar. 15	PHX	3-4	L	21	12	1	3	46	120	107	13, 11, 40	M. Rozsival	27/25	1/2	1/1	Kiprusoff	21/25	84.0%	19,289	
38	Mar. 17	COL	5-2	W	22	12	1	3	48	125	109	12, 5, 17, 26, 12	BOURQUE	28/29	2/4	4/5	Kiprusoff	27/29	93.1%	19,289	
39	Mar. 30	ANA	2-4	L	22	13	1	3	48	127	113	12, 5	L. Visnovsky	25/22	1/7	4/6	Kiprusoff	18/21	85.7%	19,289	
40	Apr. 6	EDM	6-1	W	23	13	1	3	50	133	114	17, 12, 12, 40, 20, 12	IGHLA	47/23	3/4	2/2	Kiprusoff	22/23	95.7%	19,289	
41	Apr. 9	VAN	2-3	L(OT)	23	13	2	3	51	135	117	12, 11	C. Ethruff	36/39	2/7	2/3	Karlsson	36/39	92.3%	19,289	

FLAMES ROAD RESULTS 2010-2011

Goal Key:	Underline = power play goal				* = short-handed goal				Bold = game-winning goal				Bold Italic = GW Shootout goal				** = game-tying goal				\$ = empty net		# = penalty shot	
Game	Date	Team	Score	Result	W	L	OTL	SOL	Pts	GF	GA	Flames Goals by #	Deciding Goal	Shots - CGY/OPP	PP	PK	Goalie	Saves / Shots	Save %	Attendance				
1	Oct 7	EDM	0-4	L	0	1	0	0	0	0	4		G. Brule	37/33	0/4	4/6	Kiprusoff	29/33	.879%	16,839				
2	Oct 19	NSH	1-0	W(OT)	1	1	0	0	2	1	4	17	BOURQUE	35/34	0/2	5/5	Kiprusoff	34/34	1.000%	15,684				
3	Oct 21	DET	2-4	L	1	2	0	0	2	3	8	11, 11	J. Franzén	36/30	0/6	4/5	Kiprusoff	26/30	.867%	18,399				
4	Oct 22	CLB	6-2	W	2	2	0	0	4	9	10	10, 3, 17 , 17 , 40 , 17	BOURQUE	23/22	0/6	4/4	Karlsson	20/22	.909%	10,784				
5	Nov 5	MIN	1-2	L	2	3	0	0	4	10	12	17	M. Havlat	34/23	1/4	3/3	Kiprusoff	21/23	.913%	17,214				
6	Nov 9	COL	4-2	W	3	3	0	0	6	14	14	<u>20</u> , 11 , 25 , 20S	MOSS	25/31	1/4	5/7	Kiprusoff	29/31	.936%	12,219				
7	Nov 12	PHX	4-5	L	3	4	0	0	6	18	19	<u>17</u> , 3 , 40 , 15	V. Fidler	35/26	1/4	0/0	Kiprusoff	21/25	.840%	11,117				
8	Nov 13	SJ	3-4	L	3	5	0	0	6	21	23	5, 4 , 12	L. Couture	31/35	1/7	4/5	Kiprusoff	31/35	.886%	17,562				
9	Nov 21	DET	4-5	L(OT)	3	5	1	0	7	25	28	10, 12 , 12 , 40	N. Lidstrom	27/38	1/3	4/7	Kiprusoff	33/38	.868%	19,636				
10	Nov 22	NYR	1-2	L	3	6	1	0	7	26	30	12	D. Girardi	32/24	0/2	1/2	Kiprusoff	17/845	.917%	17,845				
11	Nov 24	NJ	1-2	L(SO)	3	6	1	1	8	27	32	17	I. Kovalchuk	26/21	0/3	3/3	Karlsson	20/21	.952%	13,202				
12	Nov 26	PHI	3-2	W(SO)	4	6	1	1	10	30	34	20 , 27 , 17	BOURQUE	30/36	0/3	6/6	Kiprusoff	34/36	.944%	19,872				
13	Nov 27	PIT	1-4	L	4	7	1	1	10	31	38	17	A. Asham	31/43	0/4	2/3	Kiprusoff	39/43	.907%	18,317				
14	Dec 3	MIN	3-2	W(SO)	5	7	1	1	12	34	40	5 , 40 , 17	BOURQUE	32/22	0/4	4/4	Karlsson	20/22	.909%	17,130				
15	Dec 5	CHI	2-4	L	5	8	1	1	12	36	44	12 , 33	J. Toews	26/32	2/8	5/9	Kiprusoff	28/31	.903%	21,112				
16	Dec 9	LA	1-2	L	5	9	1	1	12	37	46	13	A. Kapitar	27/32	1/3	5/6	Kiprusoff	30/32	.938%	18,118				
17	Dec 10	ANA	2-3	L(SO)	5	9	1	2	13	39	49	13 , 25	C. Perry	39/25	1/6	5/5	Karlsson	23/25	.920%	13,775				
18	Dec 20	MIN	1-4	L	5	10	1	2	13	40	53	13	M. Havlat	35/23	0/4	1/3	Kiprusoff	19/22	.864%	18,315				
19	Dec 21	CLB	1-3	L	5	11	1	2	13	41	56	13	J. Boll	30/37	1/4	3/3	Karlsson	34/36	.944%	12,443				
20	Dec 23	DAL	3-2	W(SO)	6	11	1	2	15	44	58	33 , 40 , 40	TANGUAY	33/16	1/4	2/3	Kiprusoff	14/16	.875%	15,520				
21	Jan 1	EDM	2-1	W	7	11	1	2	17	46	59	15 , 5	GIORDANO	30/17	0/3	1/1	Kiprusoff	16/17	.941%	16,839				
22	Jan 5	VAN	1-3	L	7	12	1	2	17	47	62	15	K. Bieksa	44/21	0/3	2/2	Kiprusoff	28/21	.857%	18,860				
23	Jan 11	CAR	5-6	L(SO)	7	12	1	3	18	52	68	4 , 12 , 10 , 20 , 17	J. Skinner	32/30	0/2	5/5	Kiprusoff	4/8	.500%	10,006				
24	Jan 14	OTT	3-2	W	8	12	1	3	20	55	70	25 , 25 , 26	KOTALIK	26/35	1/4	5/5	Karlsson	21/22	.955%	19,984				
25	Jan 15	TOR	2-1	W(SO)	9	12	1	3	22	57	71	18 , 13	JOKINEN	33/33	0/3	2/3	Kiprusoff	33/33	.970%	19,462				
26	Jan 17	MTL	4-5	L(OT)	9	12	2	3	23	61	76	17 , 12 , 26 , 40	P.K. Subban	28/29	0/4	3/3	Kiprusoff	13/17	.765%	21,273				
27	Jan 22	VAN	4-3	W(SO)	10	12	2	3	25	65	79	8 , 20 , 15 , 40	TANGUAY	33/44	1/6	5/5	Karlsson	11/2	.917%	18,860				
28	Feb 1	NSH	3-2	W(SO)	11	12	2	3	27	68	81	18 , 6 , 17	BOURQUE	28/27	0/5	3/4	Kiprusoff	41/44	.932%	14,360				
29	Feb 3	ATL	4-2	W	12	12	2	3	29	72	83	5 , 8 , 11 , 20S	BACKLUND	24/24	0/3	2/2	Kiprusoff	22/24	.917%	12,984				
30	Feb 12	VAN	2-4	L	12	13	2	3	29	74	87	15 , 20	M. Samuelsson	26/33	0/3	1/3	Kiprusoff	29/32	.906%	18,860				
31	Feb 14	COL	9-1	W	13	13	2	3	31	83	88	23 , 33 , 12 , 20 , 13 , 40 , 20 , 12 , 18	BABCHUK	33/23	1/4	2/3	Kiprusoff	17/18	.944%	14,035				
32	Mar 1	STL	6-0	W	14	13	2	3	33	89	88	40 , 12 , 25 , 12 , 28 , 10	TANGUAY	25/29	2/4	2/2	Kiprusoff	29/29	1.000%	19,150				
33	Mar 2	CHI	4-6	L	14	14	2	3	33	93	94	40 , 17 , 12 , 17	D. Boland	25/30	1/3	3/4	Kiprusoff	15/19	.790%	20,896				
34	Mar 9	DAL	4-3	W(SO)	15	14	2	3	35	97	97	17 , 16 , 33 , 20	GLENCROSS	34/34	0/1	2/3	Karlsson	9/10	.900%	14,476				
35	Mar 10	PHX	0-3	L	15	15	2	3	35	97	100	16 , 17 , 16 , 12	B. MacLean	38/32	0/3	2/2	Karlsson	31/34	.912%	13,003				
36	Mar 20	ANA	4-5	L(OT)	15	15	3	3	36	101	105	16 , 17 , 16 , 12	C. Perry	41/33	1/4	1/3	Kiprusoff	29/31	.936%	15,177				
37	Mar 21	LA	1-2	L(SO)	15	15	3	4	37	102	107	13	A. Kapitar	28/27	0/6	4/4	Karlsson	2/5	.400%	15,177				
38	Mar 23	SJ	3-6	L	15	16	3	4	37	105	113	12 , 6 , 17	P. Marleau	25/38	1/1	1/2	Kiprusoff	26/28	.929%	18,118				
39	Mar 26	EDM	5-4	W(SO)	16	16	3	4	39	110	117	12 , 12 , 20 , 27 , 40	A. Tanguay	31/21	2/4	2/2	Kiprusoff	32/38	.842%	17,562				
40	Apr 1	STL	3-2	W	17	16	3	4	41	113	119	12 , 40 , 12	IGINLA	25/27	0/5	2/3	Kiprusoff	17/21	.800%	16,839				
41	Apr 3	COL	2-1	W	18	16	3	4	43	115	120	13 , 40	TANGUAY	36/35	0/1	3/3	Kiprusoff	34/35	.926%	19,150				
42																			.971%	13,896				

2011 STANLEY CUP RESULTS

WESTERN CONFERENCE QUARTER-FINALS

Vancouver defeated Chicago 4-3
San Jose defeated Los Angeles 4-2
Detroit defeated Phoenix 4-0
Nashville defeated Anaheim 4-2

WESTERN CONFERENCE SEMIFINALS

Vancouver defeated Nashville 4-2
San Jose defeated Detroit 4-3

WESTERN CONFERENCE CONFERENCE FINALS

Vancouver defeated San Jose 4-1

EASTERN CONFERENCE QUARTER-FINALS

Washington defeated New York Rangers 4-1
Philadelphia defeated Buffalo 4-3
Boston defeated Montreal 4-3
Tampa Bay defeated Pittsburgh 4-3

EASTERN CONFERENCE SEMIFINALS

Tampa Bay defeated Washington 4-0
Boston defeated Philadelphia 4-0

EASTERN CONFERENCE CONFERENCE FINALS

Boston defeated Tampa Bay 4-3

2011 STANLEY CUP FINALS

Boston defeated Vancouver 4-3

DIVISION ALIGNMENT

WESTERN CONFERENCE



Central Division

Chicago
Columbus
Detroit
Nashville
St. Louis

Northwest Division

CALGARY
Colorado
Edmonton
Minnesota
Vancouver

Pacific Division

Anaheim
Dallas
Los Angeles
Phoenix
San Jose

EASTERN CONFERENCE



Atlantic Division

New Jersey
NY Islanders
NY Rangers
Philadelphia
Pittsburgh

Northeast Division

Boston
Buffalo
Montreal
Ottawa
Toronto

Southeast Division

Atlanta
Carolina
Florida
Tampa Bay
Washington



TEAM vs. TEAM

WE
ARE
THE  of RED™



FLAMES vs. ANAHEIM



DATE	TEAMS					ATTND.	WINNING GOAL	GOALTENDERS
Dec. 10, 2010	CALGARY	2	AT	Anaheim	3 SHO	13775	Corey Perry	Karlsson - Hiller
Feb. 11, 2011	Anaheim	5	AT	CALGARY	4 OT	19289	Cam Fowler @ 4:41	McElhinney - Kiprusoff
Mar. 20, 2011	CALGARY	4	AT	Anaheim	5 OT	13775	Corey Perry @ 2:38	Kiprusoff / Karlsson - Ellis
Mar. 30, 2011	Anaheim	4	AT	CALGARY	2	19289	Rene Bourque	Emery - Kiprusoff

10-11	GP	W	L	OTL	SHOL	PTS	GF	GA	PPG	SHG	PEN	PIM
CALGARY	4	0	1	2	1	3	12	16	3	0	15	30
Anaheim	4	4	0	0	0	8	16	12	5	1	20	40

GOALS AND SHOTS BY PERIODS

	1st	2nd	3rd	OT	TOTALS	PCT
CALGARY	2 - 42	4 - 43	6 - 41	0 - 4	12 - 130	9.2
Anaheim	7 - 32	4 - 33	3 - 34	2 - 11	16 - 110	14.5

CALGARY	GP	G	A	PTS	PIM	+/-	PPG	SHG	ENG	ANAHEIM	GP	G	A	PTS	PIM	+/-	PPG	SHG	EN
Jarome Iginla	4	3	4	7	2	-2	1	0	0	Corey Perry	4	4	4	8	4	2	2	0	1
Mark Giordano	4	1	4	5	0	0	1	0	0	Teemu Selanne	3	2	6	8	0	1	2	0	0
Curtis Glencross	4	1	3	4	2	0	0	0	0	Ryan Getzlaf	4	1	5	6	2	3	0	0	0
Olli Jokinen	4	2	1	3	0	-2	1	0	0	Lubomir Visnovsky	4	2	3	5	2	0	0	0	0
Tom Kostopoulos	4	2	1	3	4	2	0	0	0	Saku Koivu	4	2	2	4	2	-1	0	0	0
David Moss	2	1	2	3	0	3	0	0	0	Brandon McMillan	4	1	2	3	2	0	0	1	0
Alex Tanguay	3	0	3	3	0	-2	0	0	0	Toni Lydman	4	0	3	3	4	1	0	0	0
Rene Bourque	4	2	0	2	2	-2	0	0	0	Cam Fowler	4	1	1	2	4	2	0	0	0
Robyn Regehr	4	0	2	2	4	-4	0	0	0	Jason Blake	4	0	2	2	2	-2	0	0	0
Brendan Morrison	2	0	1	1	2	1	0	0	0	Francois Beauchemin	3	1	0	1	2	-2	0	0	0
Steve Staios	3	0	1	1	0	2	0	0	0	Dan Sexton	3	1	0	1	0	0	0	0	0
Matt Stajan	3	0	1	1	4	0	0	0	0	Bobby Ryan	4	1	0	1	2	1	1	0	0
Tim Jackman	4	0	1	1	0	1	0	0	0	Andy Sutton	1	0	1	1	2	3	0	0	0
Greg Nemisz	1	0	0	0	0	0	0	0	0	Brad Winchester	2	0	1	1	2	0	0	0	0
Adam Pardy	1	0	0	0	0	-1	0	0	0	Matt Beleskey	1	0	0	0	2	0	0	0	0
Henrik Karlsson	2	0	0	0	0	0	0	0	0	Nick Bonino	1	0	0	0	0	1	0	0	0
Lance Bouma	3	0	0	0	0	-1	0	0	0	Kyle Chipchura	1	0	0	0	0	0	0	0	0
Niklas Hagman	3	0	0	0	0	-1	0	0	0	Dan Ellis	1	0	0	0	0	0	0	0	0
Mikika Kiprusoff	3	0	0	0	0	0	0	0	0	Ray Emery	1	0	0	0	0	0	0	0	0
Ales Kotalik	3	0	0	0	2	0	0	0	0	Jonas Hiller	1	0	0	0	0	0	0	0	0
Anton Babchuk	4	0	0	0	2	2	0	0	0	Maxim Lapierre	1	0	0	0	0	-1	0	0	0
Mikael Backlund	4	0	0	0	4	-3	0	0	0	Joffrey Lupul	1	0	0	0	0	0	0	0	0
Jay Bouwmeester	4	0	0	0	0	-2	0	0	0	Paul Mara	1	0	0	0	0	0	0	0	0
Cory Sarich	4	0	0	0	2	0	0	0	0	Curtis McElhinney	1	0	0	0	0	0	0	0	0
TOTALS	4	12	24	36	30	-9	3	0	0	Sheldon Brookbank	2	0	0	0	0	0	0	0	0
Goaltenders	GP	MP	GA	EN	SO	SVS	AVG	SAVE %		Andreas Lilja	2	0	0	0	0	0	0	0	0
Henrik Karlsson (0-0-1-1)	2	122	4	0	0	49	1.97	92.5		Jarkko Ruutu	2	0	0	0	0	0	0	0	0
Mikika Kiprusoff (0-1-1-0)	3	130	11	1	0	45	5.08	80.4		Todd Marchant	4	0	0	0	0	0	0	0	0
TOTALS	4	253	15	1	0	94	3.79	85.5		George Parros	4	0	0	0	4	0	0	0	0
										Luca Sbisa	4	0	0	0	2	0	0	0	0
										Bench					2				
										TOTALS	4	16	30	46	40	8	5	1	1
										Goaltenders	GP	MP	GA	EN	SO	SVS	AVG	SAVE %	
										Jonas Hiller (1-0-0-0)	1	65	2	0	0	37	1.85	94.9	
										Ray Emery (1-0-0-0)	1	60	2	0	0	23	2.00	92.0	
										Curtis McElhinney (1-0-0-0)	1	64	4	0	0	21	3.72	84.0	
										Dan Ellis (1-0-0-0)	1	63	4	0	0	37	3.83	90.2	
										TOTALS	4	253	12	0	0	118	2.85	90.8	

POWERPLAY	HOME			ROAD			OVERALL		
	ADV	PPG	PCT	ADV	PPG	PCT	ADV	PPG	PK %
CALGARY	10	1	10.0	10	2	20.0	20	3	15.0
Anaheim	7	3	42.9	8	2	25.0	15	5	33.3

PENALTY SHOT: CALGARY: Olli Jokinen, unsuccessful vs. Curtis McElhinney, Feb. 11, 2011 at 11:20 of the 1st period
SHOOT OUT: Dec. 10, 2010 CALGARY: 1 - 3 TANGUAY (G), HAGMAN, BOURQUE
 Anaheim: 2 - 3 Getzlaf (G), Lupul, Perry (G)

ALL-TIME: 31-30-7-7: at Calgary 23-12-1-1; at Anaheim 8-18-6-6

LAST WIN: in CALGARY Mar. 23, 2010 in Anaheim Jan. 19, 2004



FLAMES vs. ATLANTA



DATE	TEAMS				ATTND.	WINNING GOAL	GOALTENDERS			
Feb. 3, 2011	CALGARY	4	AT	Atlanta	2	12984	Mikael Backlund	Kiprusoff - Pavelec		

10-11	GP	W	L	OTL	SHOL	PTS	GF	GA	PPG	SHG	PEN	PIM
CALGARY	1	1	0	0	0	2	4	2	0	0	2	4
Atlanta	1	0	1	0	0	0	2	4	0	0	2	6

GOALS AND SHOTS BY PERIODS

	1st	2nd	3rd	OT	TOTALS	PCT
CALGARY	1-10	1-8	2-6	0-0	4-24	16.7
Atlanta	0-7	2-10	0-7	0-0	2-24	8.3

CALGARY	GP	G	A	PTS	PIM	+/-	PPG	SHG	ENG	ATLANTA	GP	G	A	PTS	PIM	+/-	PPG	SHG	EN
Mark Giordano	1	1	1	2	0	2	0	0	0	Evander Kane	1	0	2	2	4	0	0	0	0
Mikael Backlund	1	1	0	1	0	1	0	0	0	Bryan Little	1	1	0	1	0	0	0	0	0
Curtis Glencross	1	1	0	1	0	0	0	0	1	Anthony Stewart	1	1	0	1	0	0	0	0	0
Brendan Morrison	1	1	0	1	0	2	0	0	0	Nik Antropov	1	0	1	1	0	1	0	0	0
Olli Jokinen	1	0	1	1	0	0	0	0	0	Niclas Bergfors	1	0	1	1	0	0	0	0	0
Robyn Regehr	1	0	1	1	2	1	0	0	0	Zach Bogosian	1	0	0	0	0	-2	0	0	0
Alex Tanguay	1	0	1	1	0	1	0	0	0	Alexander Burmistrov	1	0	0	0	0	0	0	0	0
Anton Babchuk	1	0	0	0	0	0	0	0	0	Dustin Byfuglien	1	0	0	0	0	-1	0	0	0
Rene Bourque	1	0	0	0	0	0	0	0	0	Patrice Cormier	1	0	0	0	0	-2	0	0	0
Jay Bouwmeester	1	0	0	0	0	2	0	0	0	Ron Hainsey	1	0	0	0	0	-2	0	0	0
Jarome Iginla	1	0	0	0	0	2	0	0	0	Andrew Ladd	1	0	0	0	0	0	0	0	0
Tim Jackman	1	0	0	0	0	0	0	0	0	Freddy Meyer	1	0	0	0	0	1	0	0	0
Mikko Kiprusoff	1	0	0	0	0	0	0	0	0	Freddy Modin	1	0	0	0	0	-2	0	0	0
Tom Kostopoulos	1	0	0	0	0	1	0	0	0	Johnny Oduya	1	0	0	0	0	0	0	0	0
David Moss	1	0	0	0	0	-1	0	0	0	Ondrej Pavelec	1	0	0	0	0	0	0	0	0
Adam Pardy	1	0	0	0	0	0	0	0	0	Rich Peverley	1	0	0	0	0	-1	0	0	0
Cory Sarich	1	0	0	0	2	-1	0	0	0	Brent Sopel	1	0	0	0	0	0	0	0	0
Steve Staios	1	0	0	0	0	0	0	0	0	Tim Stapleton	1	0	0	0	2	-2	0	0	0
Matt Stajan	1	0	0	0	0	0	0	0	0	Chris Thorburn	1	0	0	0	0	-1	0	0	0
TOTALS	1	4	4	8	4	10	0	0	1	TOTALS	1	2	4	6	6	-11	0	0	0
Goaltenders	GP	MP	GA	EN	SO	SVS	AVG	SAVE %		Goaltenders	GP	MP	GA	EN	SO	SVS	AVG	SAVE %	
Mikko Kiprusoff (1-0-0-0)	1	60	2	0	0	22	2.00	91.7		Ondrej Pavelec (0-1-0-0)	1	58	3	1	0	20	3.08	87.0	
TOTALS	1	60	2	0	0	22	2.00	97.1		TOTALS	1	60	3	1	0	20	4.00	83.3	

POWERPLAY	HOME			ROAD			OVERALL			
	ADV	PPG	PCT	ADV	PPG	PCT	ADV	PPG	PP %	PK %
CALGARY	0	0	0.0	3	0	0.0	3	0	0.0	100.0
Atlanta	0	0	0.0	2	0	0.0	2	0	0.0	100.0

ALL-TIME: 6-5-1-0: at Calgary 5-0-0-0; at Atlanta 1-5-1-0

LAST WIN: in CALGARY: Dec. 9, 2009 in Atlanta: Feb 3, 2011



FLAMES vs. BOSTON



DATE	TEAMS		ATTND.	WINNING GOAL	GOALTENDERS
Feb. 22, 2011	Boston 3	AT CALGARY 1	19289	Brad Marchand	Thomas - Kiprusoff

10-11	GP	W	L	OTL	SHOL	PTS	GF	GA	PPG	SHG	PEN	PIM
CALGARY	1	0	1	0	0	0	1	3	1	0	1	4
Boston	1	1	0	0	0	2	3	1	0	0	2	4

GOALS AND SHOTS BY PERIODS

	1st	2nd	3rd	OT	TOTALS	PCT
CALGARY	0 - 13	0 - 9	1 - 7	0 - 0	1 - 29	3.4
Boston	1 - 7	0 - 10	2 - 12	0 - 0	3 - 29	10.3

CALGARY	GP	G	A	PTS	PIM	+/-	PPG	SHG	ENG	BOSTON	GP	G	A	PTS	PIM	+/-	PPG	SHG	EN
Curtis Glencross	1	1	0	1	4	-2	1	0	0	Milan Lucic	1	2	0	2	0	2	0	0	1
Jarome Iginla	1	0	1	1	0	-2	0	0	0	David Krejci	1	0	2	2	0	2	0	0	0
Alex Tanguay	1	0	1	1	0	-1	0	0	0	Brad Marchand	1	1	0	1	0	1	0	0	0
Anton Babchuk	1	0	0	0	0	-1	0	0	0	Patrice Bergeron	1	0	1	1	2	1	0	0	0
Mikael Backlund	1	0	0	0	0	0	0	0	0	Andrew Ference	1	0	1	1	0	1	0	0	0
Rene Bourque	1	0	0	0	0	-1	0	0	0	Adam McQuaid	1	0	1	1	0	2	0	0	0
Jay Bouwmeester	1	0	0	0	0	-1	0	0	0	Mark Recchi	1	0	1	1	0	2	0	0	0
Mark Giordano	1	0	0	0	0	-1	0	0	0	Johnny Boychuk	1	0	0	0	0	0	0	0	0
Niklas Hagman	1	0	0	0	0	0	0	0	0	Gregory Campbell	1	0	0	0	0	0	0	0	0
Tim Jackman	1	0	0	0	0	0	0	0	0	Zdeno Chara	1	0	0	0	0	1	0	0	0
Olli Jokinen	1	0	0	0	0	-1	0	0	0	Nathan Horton	1	0	0	0	0	1	0	0	0
Mikko Kiprusoff	1	0	0	0	0	0	0	0	0	Tomas Kaberle	1	0	0	0	0	1	0	0	0
Tom Kostopoulos	1	0	0	0	0	-1	0	0	0	Chris Kelly	1	0	0	0	0	0	0	0	0
Brendan Morrison	1	0	0	0	0	-1	0	0	0	Rich Peverley	1	0	0	0	0	0	0	0	0
David Moss	1	0	0	0	0	-1	0	0	0	Michael Ryder	1	0	0	0	2	0	0	0	0
Robyn Regehr	1	0	0	0	0	-1	0	0	0	Tyler Seguin	1	0	0	0	0	0	0	0	0
Cory Sarich	1	0	0	0	0	0	0	0	0	Dennis Seidenberg	1	0	0	0	0	1	0	0	0
Steve Staios	1	0	0	0	0	-2	0	0	0	Tim Thomas	1	0	0	0	0	0	0	0	0
Matt Stajan	1	0	0	0	0	0	0	0	0	Shawn Thornton	1	0	0	0	0	0	0	0	0
TOTALS	1	1	2	3	4	-16	1	0	0	TOTALS	1	3	6	9	4	15	0	0	1
Goaltenders	GP	MP	GA	EN	SO	SVS	AVG	SAVE %		Goaltenders	GP	MP	GA	EN	SO	SVS	AVG	SAVE %	
Mikko Kiprusoff (0-1-0-0)	1	59	2	1	0	26	2.03	92.9		Tim Thomas (1-0-0-0)	1	60	1	0	0	28	1.00	96.6	
TOTALS	1	60	2	1	0	26	3.00	89.7		TOTALS	1	60	1	0	0	28	1.00	96.6	

POWERPLAY	HOME			ROAD			OVERALL			
	ADV	PPG	PCT	ADV	PPG	PCT	ADV	PPG	PP %	PK %
CALGARY	2	1	50.0	0	0	0.0	2	1	50.0	100.0
Boston	2	0	0.0	0	0	0.0	2	0	0.0	50.0

ALL-TIME: 33-53-10-0: at Calgary 13-13-3-0; at Atlanta 7-10-1; at Boston 13-30-6-0;
24-28-8-0 since Calgary; at Calgary 13-13-3-0; at Boston 11-15-5-0

LAST WIN: in CALGARY Oct. 30, 2008 in Boston Dec. 18, 2003



FLAMES vs. BUFFALO



DATE	TEAMS				ATTND.	WINNING GOAL	GOALTENDERS			
Dec. 27, 2010	Buffalo	2	AT	CALGARY	5	19289	Ales Kotalik	Miller - Kiprusoff		

10-11	GP	W	L	OTL	SHOL	PTS	GF	GA	PPG	SHG	PEN	PIM
CALGARY	1	1	0	0	0	2	5	2	1	0	6	12
Buffalo	1	0	1	0	0	0	2	5	0	0	6	12

GOALS AND SHOTS BY PERIODS

	1st	2nd	3rd	OT	TOTALS	PCT
CALGARY	0-6	2-14	3-13	0-0	5-33	15.2
Buffalo	1-7	0-12	1-8	0-0	2-27	7.4

CALGARY	GP	G	A	PTS	PIM	+/-	PPG	SHG	ENG	BUFFALO	GP	G	A	PTS	PIM	+/-	PPG	SHG	EN
Olli Jokinen	1	1	1	2	0	2	0	0	0	Patrick Kaleta	1	1	0	1	0	-1	0	0	0
David Moss	1	1	1	2	0	1	0	0	0	Drew Stafford	1	1	0	1	0	1	0	0	0
Alex Tanguay	1	0	2	2	2	2	0	0	0	Jochen Hecht	1	0	1	1	0	1	0	0	0
Jarome Iginla	1	1	0	1	0	2	0	0	0	Jason Pominville	1	0	1	1	0	0	0	0	0
Tom Kostopoulos	1	1	0	1	2	1	1	0	0	Andrei Sekera	1	0	1	1	2	0	0	0	0
Ales Kotalik	1	1	0	1	0	-1	0	0	0	Mike Weber	1	0	1	1	2	0	0	0	0
Anton Babchuk	1	0	1	1	2	-1	0	0	0	Luke Adam	1	0	0	0	0	-2	0	0	0
Tim Jackman	1	0	1	1	0	1	0	0	0	Tyler Ennis	1	0	0	0	0	-1	0	0	0
Adam Pardy	1	0	1	1	0	-1	0	0	0	Paul Gaustad	1	0	0	0	0	0	0	0	0
Robyn Regehr	1	0	1	1	0	3	0	0	0	Nathan Gerbe	1	0	0	0	0	-2	0	0	0
Rene Bourque	1	0	0	0	2	-1	0	0	0	Michael Grier	1	0	0	0	2	0	0	0	0
Jay Bouwmeester	1	0	0	0	2	3	0	0	0	Jordan Leopold	1	0	0	0	2	-1	0	0	0
Mark Giordano	1	0	0	0	0	0	0	0	0	Cody McCormick	1	0	0	0	2	0	0	0	0
Curtis Glencross	1	0	0	0	0	0	0	0	0	Ryan Miller	1	0	0	0	0	0	0	0	0
Niklas Hagman	1	0	0	0	0	0	0	0	0	Steve Montador	1	0	0	0	2	-2	0	0	0
Mikha Kiprusoff	1	0	0	0	0	0	0	0	0	Shaone Morrisonn	1	0	0	0	0	0	0	0	0
Brendan Morrison	1	0	0	0	0	0	0	0	0	Rob Niedermayer	1	0	0	0	0	-1	0	0	0
Cory Sarich	1	0	0	0	2	0	0	0	0	Craig Rivet	1	0	0	0	0	-1	0	0	0
Matt Stajan	1	0	0	0	0	-1	0	0	0	Thomas Vanek	1	0	0	0	0	-1	0	0	0
TOTALS	1	5	8	13	12	10	1	0	0	TOTALS	1	2	4	6	12	-10	0	0	0
Goaltenders	GP	MP	GA	EN	SO	SVS	AVG	SAVE %		Goaltenders	GP	MP	GA	EN	SO	SVS	AVG	SAVE %	
Mikha Kiprusoff (1-0-0-0)	1	60	2	0	0	25	2.00	92.6		Ryan Miller (0-1-0-0)	1	59	5	0	0	28	5.11	84.8	
TOTALS	1	60	2	0	0	25	2.00	92.6		TOTALS	1	60	5	0	0	28	5.00	84.8	

POWERPLAY	HOME			ROAD			OVERALL			
	ADV	PPG	PCT	ADV	PPG	PCT	ADV	PPG	PP %	PK %
CALGARY	5	1	20.0	0	0	0.0	5	1	20.0	100.0
Buffalo	4	0	0.0	0	0	0.0	4	0	0.0	80.0

ALL-TIME: 33-44-16-3: at Calgary 16-11-5-0; at Atlanta 4-7-6; at Buffalo 13-26-5-3; 22-29-7-3 since Calgary; at Calgary 16-11-5-0; at Buffalo 6-18-2-3

LAST WIN: in CALGARY Dec. 27, 2010 in Buffalo Mar. 15, 1996



FLAMES vs. CAROLINA



DATE	TEAMS					ATTND.	WINNING GOAL			GOALTENDERS		
Jan. 11, 2011	CALGARY	5	AT	Carolina	6	SHO	100%	Jeff Skinner			Kiprusoff / Karlsson - Ward	

10-11	GP	W	L	OTL	SHO	PTS	GF	GA	PPG	SHG	PEN	PIM
CALGARY	1	0	0	0	1	1	5	5	0	0	6	12
Carolina	1	1	0	0	0	2	5	5	0	0	3	6

GOALS AND SHOTS BY PERIODS

	1st	2nd	3rd	OT	TOTALS	PCT
CALGARY	2 - 12	1 - 8	2 - 12	0 - 0	5 - 32	15.6
Carolina	2 - 6	3 - 11	0 - 9	0 - 4	5 - 30	16.7

CALGARY	GP	G	A	PTS	PIM	+/-	PPG	SHG	ENG	CAROLINA	GP	G	A	PTS	PIM	+/-	PPG	SHG	EN
Niklas Hagman	1	1	1	2	0	1	0	0	0	Jussi Jokinen	1	2	1	3	0	3	0	0	0
Jarome Iginla	1	1	1	2	0	-1	0	0	0	Erik Cole	1	1	0	1	0	-1	0	0	0
Olli Jokinen	1	0	2	2	0	0	0	0	0	Tuomo Ruutu	1	1	0	1	0	-1	0	0	0
Rene Bourque	1	1	0	1	2	1	0	0	0	Eric Staal	1	1	0	1	0	-1	0	0	0
Jay Bouwmeester	1	1	0	1	0	1	0	0	0	Patrick Dwyer	1	0	1	1	0	2	0	0	0
Curtis Glencross	1	1	0	1	0	2	0	0	0	Tim Gleason	1	0	1	1	0	2	0	0	0
Tim Jackman	1	0	1	1	0	0	0	0	0	Chad LaRose	1	0	1	1	2	-2	0	0	0
Brendan Morrison	1	0	1	1	2	0	0	0	0	Sergei Samsonov	1	0	1	1	0	1	0	0	0
Robyn Regehr	1	0	1	1	0	1	0	0	0	Jeff Skinner	1	0	1	1	2	0	0	0	0
Alex Tanguay	1	0	1	1	0	0	0	0	0	Brandon Sutter	1	0	1	1	0	2	0	0	0
Anton Babchuk	1	0	0	0	0	0	0	0	0	Cam Ward	1	0	1	1	0	0	0	0	0
Mikael Backlund	1	0	0	0	0	-1	0	0	0	Ian White	1	0	1	1	0	1	0	0	0
Mark Giordano	1	0	0	0	0	-2	0	0	0	Troy Bodie	1	0	0	0	0	0	0	0	0
Henrik Karlsson	1	0	0	0	0	0	0	0	0	Zach Boychuk	1	0	0	0	0	-3	0	0	0
Miikka Kiprusoff	1	0	0	0	0	0	0	0	0	Joe Carvo	1	0	0	0	0	2	0	0	0
Ales Kotalik	1	0	0	0	2	-3	0	0	0	Zac Dalpe	1	0	0	0	0	0	0	0	0
David Moss	1	0	0	0	0	0	0	0	0	Jay Harrison	1	0	0	0	2	-1	0	0	0
Adam Pardy	1	0	0	0	2	1	0	0	0	Jamie McBain	1	0	0	0	0	-3	0	0	0
Cory Sarich	1	0	0	0	4	-1	0	0	0	Joni Pitkanen	1	0	0	0	0	-1	0	0	0
Matt Stajan	1	0	0	0	0	1	0	0	0	TOTALS	1	5	9	14	6	0	0	0	0
TOTALS	1	5	8	13	12	0	0	0	0										
Goaltenders	GP	MP	GA	EN	SO	SVS	AVG	SAVE %		Goaltenders	GP	MP	GA	EN	SO	SVS	AVG	SAVE %	
Henrik Karlsson (0-0-0-1)	1	39	1	0	0	21	1.52	95.5		Cam Ward (1-0-0-0)	1	65	5	0	0	27	4.62	84.4	
Miikka Kiprusoff (0-0-0-0)	1	26	4	0	0	4	9.37	50.0		TOTALS	1	65	5	0	0	27	4.62	84.4	
TOTALS	1	65	5	0	0	25	4.62	83.3											

POWERPLAY	HOME			ROAD			OVERALL			
	ADV	PPG	PCT	ADV	PPG	PCT	ADV	PPG	PP %	PK %
CALGARY	0	0	0.0	2	0	0.0	2	0	0.0	100.0
Carolina	0	0	0.0	5	0	0.0	5	0	0.0	100.0

ALL-TIME: 37-17-7-1: at Calgary 22-5-2-0; at Atlanta 1-1-0; at Carolina 1-3-2-1; at Hartford 13-8-3; 36-14-7-1 since Calgary; at Calgary 22-5-2-0; at Carolina 1-3-2-1; at Hartford 13-6-3

LAST WIN: in CALGARY Feb. 3, 2010 in Carolina Dec. 14, 2007



FLAMES vs. CHICAGO



DATE	TEAMS				ATTND.	WINNING GOAL		GOALTENDERS			
Nov. 19, 2010	Chicago	2	AT	CALGARY	7	19289	Jarome Iginla	Turco - Kiprusoff			
Dec. 5, 2010	CALGARY	2	AT	Chicago	4	21112	Jonathan Toews	Kiprusoff - Crawford			
Feb. 7, 2011	Chicago	1	AT	CALGARY	3	19289	Curtis Glencross	Crawford - Kiprusoff			
Mar. 2, 2011	CALGARY	4	AT	Chicago	6	20896	Dave Bolland	Kiprusoff / Karlsson - Crawford			

10-11	GP	W	L	OTL	SHOL	PTS	GF	GA	PPG	SHG	PEN	PIM
CALGARY	4	2	2	0	0	4	16	13	6	0	22	55
Chicago	4	2	2	0	0	4	13	16	5	0	23	57

GOALS AND SHOTS BY PERIODS

	1st	2nd	3rd	OT	TOTALS	PCT
CALGARY	6 - 45	2 - 37	8 - 33	0 - 0	16 - 115	13.9
Chicago	6 - 35	3 - 39	4 - 44	0 - 0	13 - 118	11.0

CALGARY	GP	G	A	PTS	PIM	+	-	PPG	SHG	ENG	CHICAGO	GP	G	A	PTS	PIM	+	-	PPG	SHG	EN
Jarome Iginla	4	5	3	8	0	1	2	0	0		Jonathan Toews	4	3	2	5	2	1	1	0	0	
Alex Tanguay	4	1	4	5	2	1	1	0	0		Dave Bolland	4	3	1	4	4	-1	2	0	1	
Rene Bourque	4	3	1	4	2	-2	1	0	1		Brian Campbell	4	1	3	4	0	1	1	0	0	
Curtis Glencross	4	2	1	3	0	2	0	0	0		Brent Seabrook	4	0	4	4	6	-1	0	0	0	
Brendan Morrison	4	1	2	3	0	1	0	0	0		Michael Frolik	1	1	2	3	0	3	0	0	0	
David Moss	4	1	2	3	6	0	1	0	0		Bryan Bickell	4	1	2	3	2	-2	1	0	0	
Niklas Hagman	3	1	1	2	2	0	0	0	0		Marian Hossa	3	1	1	2	0	0	0	0	1	
Anton Babchuk	4	1	1	2	0	3	1	0	0		Troy Brouwer	4	1	1	2	0	-1	0	0	0	
Olli Jokinen	3	0	2	2	2	-2	0	0	0		Patrick Kane	4	1	1	2	6	-1	0	0	0	
Jay Bouwmeester	4	0	2	2	4	1	0	0	0		Duncan Keith	4	0	2	2	0	-1	0	0	0	
Mark Giordano	4	0	2	2	14	-1	0	0	0		Jack Skille	3	1	0	1	0	1	0	0	0	
Matt Stajan	4	0	2	2	0	2	0	0	0		Fernando Pisani	2	0	1	1	2	-1	0	0	0	
Mikael Backlund	3	1	0	1	0	2	0	0	0		Jake Dowell	4	0	1	1	12	1	0	0	0	
Lance Bouma	1	0	1	1	0	1	0	0	0		Tomas Kopecky	4	0	1	1	4	-1	0	0	0	
Adam Pardy	1	0	1	1	0	1	0	0	0		Partick Sharp	4	0	1	1	4	-1	0	0	0	
Steve Staios	2	0	1	1	9	-1	0	0	0		Chris Campoli	1	0	0	0	0	0	0	0	0	
Tim Jackman	4	0	1	1	0	-1	0	0	0		Ryan Johnson	1	0	0	0	0	0	0	0	0	
Robyn Regehr	4	0	1	1	4	1	0	0	0		Jeremy Marin	1	0	0	0	2	0	0	0	0	
Craig Conroy	1	0	0	0	0	-1	0	0	0		John Scott	1	0	0	0	0	0	0	0	0	
Henrik Karlsson	1	0	0	0	0	0	0	0	0		Marty Turco	1	0	0	0	0	0	0	0	0	
Ales Kotalik	1	0	0	0	2	0	0	0	0		Jassen Cullimore	2	0	0	0	0	0	0	0	0	
Brendan Mikkelson	1	0	0	0	0	1	0	0	0		Nick Leddy	2	0	0	0	0	1	0	0	0	
Miikka Kiprusoff	4	0	0	0	0	0	0	0	0		Nick Boynton	3	0	0	0	2	-2	0	0	0	
Tom Kostopoulos	4	0	0	0	0	0	0	0	0		Corey Crawford	3	0	0	0	0	0	0	0	0	
Cory Sarich	4	0	0	0	8	0	0	0	0		Niklas Hjalmarsson	4	0	0	0	0	-2	0	0	0	
TOTALS	4	16	28	44	55	9	6	0	1		Viktor Stalberg	4	0	0	0	9	-4	0	0	0	
											Bench					2					
TOTALS	4	13	23	36	57	-10	5	0	2												
Goaltenders	GP	MP	GA	EN	SO	SVS	AVG	SAVE %			Goaltenders	GP	MP	GA	EN	SO	SVS	AVG	SAVE %		
Mikika Kiprusoff (2-1-0-0)	3	220	10	1	0	96	2.73	90.6			Corey Crawford (2-1-0-0)	3	179	8	1	0	70	2.68	89.7		
Henrik Karlsson (0-1-0-0)	1	19	1	1	0	9	3.09	90.0			Marty Turco (0-1-0-0)	1	60	7	0	0	29	7.03	80.6		
TOTALS	4	240	11	2	0	105	3.25	89.0			TOTALS	4	240	15	1	0	99	4.00	86.1		

POWERPLAY	HOME			ROAD			OVERALL			
	ADV	PPG	PCT	ADV	PPG	PCT	ADV	PPG	PP %	PK %
CALGARY	9	3	33.3	11	3	27.3	20	6	30.0	73.7
Chicago	6	0	0.0	13	5	38.5	19	5	26.3	70.0

ALL-TIME: 59-59-26-4: at Calgary 23-19-10-2; at Atlanta 10-8-3; at Chicago 26-32-13-2;
46-41-17-4 since Calgary; at Calgary 23-19-10-2; at Chicago 23-22-7-2

LAST WIN: in CALGARY Feb. 7, 2011 in Chicago Mar. 16, 2008



FLAMES vs. COLORADO



DATE	TEAMS				ATTND.	WINNING GOAL	GOALTENDERS	
Oct. 28, 2010	Colorado	6	AT	CALGARY	5	19289	Daniel Winnik	Budaj - Karlsson
Nov. 9, 2010	CALGARY	4	AT	Colorado	2	12219	David Moss	Kiprusoff - Budaj
Dec. 31, 2010	Colorado	2	AT	CALGARY	3	19289	Tim Jackman	Anderson - Kiprusoff
Feb. 14, 2011	CALGARY	9	AT	Colorado	1	14035	Anton Babchuk	Kiprusoff / Karlsson - Budaj / Anderson
Mar. 17, 2011	Colorado	2	AT	CALGARY	5	19289	Rene Bourque	Budaj - Kiprusoff
Apr. 3, 2011	CALGARY	2	AT	Colorado	1	13896	Alex Tanguay	Kiprusoff - Budaj

10-11	GP	W	L	OTL	SHOL	PTS	GF	GA	PPG	SHG	PEN	PIM
CALGARY	6	5	1	0	0	10	28	14	5	1	31	71
Colorado	6	1	5	0	0	2	14	28	5	1	27	74

GOALS AND SHOTS BY PERIODS

						1st	2nd	3rd	OT	TOTALS	PCT								
	CALGARY					10 - 59	7 - 54	11 - 51	0 - 0	28 - 164	17.1								
	Colorado					3 - 52	3 - 63	8 - 60	0 - 0	14 - 175	8.0								
CALGARY	GP	G	A	PTS	PIM	+/-	PPG	SHG	ENG	COLORADO	GP	G	A	PTS	PIM	+/-	PPG	SHG	EN
Olli Jokinen	6	3	6	9	0	2	0	0	0	Chris Stewart	3	4	0	4	0	-2	2	0	0
Jarome Iginla	6	5	2	7	4	6	1	0	0	Matt Duchene	6	0	4	4	2	-3	0	0	0
Rene Bourque	6	1	6	7	2	1	0	0	0	Ryan O'Reilly	6	0	4	4	2	-2	0	0	0
Curtis Glencross	6	4	2	6	2	5	1	0	1	Daniel Winnik	6	3	0	3	4	-1	1	1	0
Alex Tanguay	6	3	3	6	4	2	0	0	0	Milan Hejduk	5	1	2	3	0	-3	0	0	0
David Moss	3	2	4	6	2	6	0	0	0	Paul Stastny	5	0	3	3	0	-4	0	0	0
Jay Bouwmeester	6	0	6	6	8	8	0	0	0	Brandon Yip	5	2	0	2	2	-6	1	0	0
Niklas Hagman	5	1	4	5	2	2	1	0	0	Mark Olver	2	1	1	2	0	1	0	0	0
Matt Stajan	6	2	2	4	4	2	0	1	0	TJ Galiardi	3	1	1	2	2	2	0	0	0
Tom Kostopoulos	4	1	3	4	0	3	0	0	0	Kyle Cumiskey	1	0	2	2	0	3	0	0	0
Mark Giordano	6	1	3	4	4	3	1	0	0	Jonas Holos	4	0	2	2	4	0	0	0	0
Tim Jackman	6	2	1	3	7	3	0	0	0	Ryan Wilson	5	0	2	2	2	-4	0	0	0
Mikael Backlund	5	1	2	3	4	5	0	0	0	Tomas Fleischmann	1	1	0	1	0	0	0	0	0
Ales Kotalik	2	1	1	2	0	1	0	0	0	Cody McLeod	5	1	0	1	11	-3	1	0	0
Anton Babchuk	4	1	1	2	0	3	1	0	0	Matt Hunwick	4	0	1	1	2	-4	0	0	0
Brendan Morrison	4	0	2	2	0	0	0	0	0	Kevin Porter	5	0	1	1	0	-6	0	0	0
Robyn Regehr	6	0	2	2	4	5	0	0	0	John-Michael Liles	6	0	1	1	8	-11	0	0	0
Steve Staios	3	0	1	1	5	5	0	0	0	Colby Cohen	1	0	0	0	0	-2	0	0	0
Cory Sarich	6	0	1	1	12	3	0	0	0	Adam Foote	1	0	0	0	0	1	0	0	0
Brett Carson	1	0	0	0	0	2	0	0	0	Cameron Gounce	1	0	0	0	0	-1	0	0	0
Daymond Langkow	1	0	0	0	0	0	0	0	0	Greg Mauldin	1	0	0	0	0	-2	0	0	0
Stefan Meyer	1	0	0	0	5	0	0	0	0	Kyle Quincey	1	0	0	0	0	-2	0	0	0
Brendan Mikkelsen	1	0	0	0	0	2	0	0	0	David Van Der Gulik	1	0	0	0	0	0	0	0	0
Greg Nemisz	1	0	0	0	0	0	0	0	0	Craig Anderson	2	0	0	0	0	0	0	0	0
Adam Pardy	1	0	0	0	2	1	0	0	0	Scott Hannan	2	0	0	0	2	0	0	0	0
Lance Bouma	2	0	0	0	0	0	0	0	0	Erik Johnson	2	0	0	0	0	1	0	0	0
Craig Conroy	2	0	0	0	0	1	0	0	0	David Koci	2	0	0	0	0	-2	0	0	0
Henrik Karlsson	2	0	0	0	0	0	0	0	0	David Liffiton	2	0	0	0	7	1	0	0	0
Ian White	2	0	0	0	0	-2	0	0	0	Jay McClement	2	0	0	0	0	-3	0	0	0
Mikka Kiprusoff	5	0	0	0	0	0	0	0	0	Ryan Stoa	2	0	0	0	0	-1	0	0	0
TOTALS	6	28	52	80	71	69	5	1	1	Kevin Shattenkirk	3	0	0	0	0	-6	0	0	0
Goaltenders	GP	MP	GA	EN	SO	SVS	AVG	SAVE %		Ryan O'Byrne	4	0	0	0	2	-4	0	0	0
Mikka Kiprusoff (5-0-0-0)	5	293	8	0	0	126	1.64	94.0		Peter Budaj	5	272	20	1	0	105	4.41	84.0	
Henrik Karlsson (0-1-0-0)	2	65	6	0	0	35	5.51	85.4		Craig Anderson (0-1-0-0)	2	83	7	0	0	31	5.06	81.6	
TOTALS	6	360	14	0	0	161	2.33	92.0		TOTALS	6	360	27	1	0	136	4.67	82.9	

POWERPLAY	HOME			ROAD			OVERALL			
	ADV	PPG	PCT	ADV	PPG	PCT	ADV	PPG	PP %	PK %
CALGARY	11	3	27.3	9	2	22.2	20	5	25.0	80.0
Colorado	12	2	16.7	13	3	23.1	25	5	20.0	75.0

ALL-TIME: 60-50-20-6: at Calgary 32-22-8-4; at Atlanta 1-0-1; at Colorado 18-21-5-2; at Quebec 9-7-6; 57-50-19-6 since Calgary; at Calgary 32-22-8-4 at Colorado 18-21-5-2; at Quebec 7-7-6

LAST WIN: in CALGARY Mar. 17, 2011 in Colorado Apr. 3, 2011



FLAMES vs. COLUMBUS



DATE	TEAMS				ATTND.	W/T GOAL		GOALTENDERS			
Oct. 22, 2010	CALGARY	6	AT	Columbus	2	10784	Rene Bourque	Karlsson - Mason			
Dec. 13, 2010	Columbus	2	AT	CALGARY	3 OT	19289	Jarome Iginla @ 3:49	Mason / Garon - Kiprusoff			
Dec. 21, 2010	CALGARY	1	AT	Columbus	3	12443	Jared Boll	Karlsson - Garon			
Mar. 4, 2011	Columbus	3	AT	CALGARY	4	19289	Curtis Glencross	Mason - Kiprusoff			

10-11	GP	W	L	OTL	SHOL	PTS	GF	GA	PPG	SHG	PEN	PIM
CALGARY	4	3	1	0	0	6	14	10	3	1	14	37
Columbus	4	1	2	1	0	3	10	14	1	1	22	55

GOALS AND SHOTS BY PERIODS

	1st	2nd	3rd	OT	TOTALS	PCT
CALGARY	7 - 38	4 - 38	2 - 27	1 - 3	14 - 106	13.2
Columbus	3 - 33	3 - 46	4 - 44	0 - 0	10 - 123	8.1

CALGARY	GP	G	A	PTS	PIM	+/ -	PPG	SHG	ENG	COLUMBUS	GP	G	A	PTS	PIM	+/ -	PPG	SHG	ENG
Jarome Iginla	4	3	4	7	7	4	0	0	0	Antoine Vermette	4	2	2	4	8	-1	0	1	0
Rene Bourque	4	4	2	6	4	2	1	1	0	Jakub Voracek	4	1	2	3	2	2	0	0	0
Olli Jokinen	4	2	3	5	0	0	1	0	0	Jan Hejda	4	2	0	2	0	-1	0	0	0
Curtis Glencross	4	1	2	3	0	-2	1	0	0	Rostislav Klesla	3	1	1	2	0	2	0	0	1
Alex Tanguay	4	1	2	3	0	3	0	0	0	Derek Mackenzie	3	0	2	2	0	-1	0	0	0
Niklas Hagman	4	1	1	2	0	3	0	0	0	Kris Russell	3	0	2	2	4	1	0	0	0
Mikael Backlund	2	0	1	2	0	2	0	0	0	Marc Methot	4	0	2	2	2	-1	0	0	0
Anton Babchuk	3	0	2	2	0	2	0	0	0	Craig Rivet	1	1	0	1	0	1	0	0	0
Matt Stajan	3	0	2	2	2	1	0	0	0	Jared Boll	2	1	0	1	5	1	0	0	0
Mark Giordano	4	0	2	2	2	1	0	0	0	Derek Dorsett	4	1	0	1	5	-1	0	0	0
Robyn Regehr	4	0	2	2	5	1	0	0	0	Rick Nash	4	1	0	1	4	-3	1	0	0
Cory Sarich	4	0	2	2	0	1	0	0	0	Mike Commodore	1	0	1	1	0	1	0	0	0
Ian White	1	1	0	1	2	1	0	0	0	Andrew Murray	1	0	1	1	0	0	0	0	0
Brendan Morrison	3	1	0	1	2	-1	0	0	0	Tom Sestito	2	0	1	1	7	0	0	0	0
David Moss	3	0	1	1	0	-1	0	0	0	Derick Brassard	3	0	1	1	0	0	0	0	0
Jay Bouwmeester	4	0	1	1	0	-2	0	0	0	Chris Clark	3	0	1	1	0	-1	0	0	0
Brett Carson	1	0	0	0	0	0	0	0	0	Kyle Wilson	3	0	1	1	4	-2	0	0	0
Craig Conroy	1	0	0	0	0	-1	0	0	0	Matt Calvert	1	0	0	0	0	1	0	0	0
Stefan Meyer	1	0	0	0	0	-1	0	0	0	Nikita Filatov	1	0	0	0	0	0	0	0	0
Brendan Mikkelsen	1	0	0	0	0	-1	0	0	0	Nate Guenin	1	0	0	0	2	-2	0	0	0
Freddy Modin	1	0	0	0	0	-1	0	0	0	Sami Lepisto	1	0	0	0	0	1	0	0	0
Steve Staios	1	0	0	0	0	0	0	0	0	Scottie Upshall	1	0	0	0	0	-1	0	0	0
Henrik Karlsson	2	0	0	0	0	0	0	0	0	Mathieu Garon	2	0	0	0	0	0	0	0	0
Miikka Kiprusoff	2	0	0	0	0	0	0	0	0	Kristian Huselius	2	0	0	0	0	-1	0	0	0
Ales Kotalik	2	0	0	0	0	-1	0	0	0	Anton Stralman	2	0	0	0	2	0	0	0	0
Adam Pardy	2	0	0	0	2	2	0	0	0	Steve Mason	3	0	0	0	0	0	0	0	0
Tom Kostopoulos	3	0	0	0	4	-3	0	0	0	Ethan Moreau	3	0	0	0	0	0	0	0	0
Tim Jackman	4	0	0	0	5	-1	0	0	0	Samuel Pahlsson	4	0	0	0	2	0	0	0	0
Bench					2					Fedor Tyutin	4	0	0	0	2	-5	0	0	0
TOTALS	4	14	28	42	37	8	3	1	0	RJ Umberger	4	0	0	0	0	-1	0	0	0
										Bench					6				
										TOTALS	4	10	17	27	55	-11	1	1	1

Goaltenders	GP	MP	GA	EN	SO	SVS	AVG	SAVE %	Goaltenders	GP	MP	GA	EN	SO	SVS	AVG	SAVE %
Henrik Karlsson (1-1-0-0)	2	120	4	1	0	54	2.01	93.1	Mathieu Garon (1-0-1-0)	2	119	2	0	0	49	1.01	96.1
Miikka Kiprusoff (2-0-0-0)	2	124	5	0	0	59	2.43	92.2	Steve Mason (0-2-0-0)	3	123	12	0	0	43	5.84	78.2
TOTALS	4	244	9	1	0	113	2.46	91.9	TOTALS	4	244	14	0	0	92	3.44	86.8

POWERPLAY	HOME			ROAD			OVERALL			
	ADV	PPG	PCT	ADV	PPG	PCT	ADV	PPG	PP %	PK %
CALGARY	10	2	20.0	10	1	10.0	20	3	15.0	90.9
Columbus	4	1	25.0	7	0	0.0	11	1	9.1	85.0

Penalty Shot: Columbus: Matt Calvert, unsuccessful vs. Miikka Kiprusoff, Mar. 4, 2011 at 12:02 of the 2nd period
Columbus: Antoine Vermette, unsuccessful vs. Miikka Kiprusoff, Mar. 4, 2011 at 9:25 of the 3rd period

ALL-TIME: 20-17-0-3: at Calgary 14-4-0-2; at Columbus 6-13-0-1

LAST WIN: in CALGARY Mar. 4, 2011 in Columbus Oct. 22, 2010



FLAMES vs. DALLAS



DATE	TEAMS				ATTND.	WINNING GOAL		GOALTENDERS			
Dec. 23, 2010	CALGARY	3	AT	Dallas	2 SHO	15520	Alex Tanguay	Kiprusoff - Lehtonen			
Jan. 21, 2011	Dallas	4	AT	CALGARY	7	19289	Brendan Morrison	Raycroft - Karlsson			
Feb. 16, 2011	Dallas	2	AT	CALGARY	4	19289	Cory Sarich	Lehtonen / Raycroft - Kiprusoff			
Mar. 9, 2011	CALGARY	4	AT	Dallas	3 SHO	14476	Curtis Glencross	Kiprusoff - Lehtonen			

10-11	GP	W	L	OTL	SHOL	PTS	GF	GA	PPG	SHG	PEN	PIM
CALGARY	4	4	0	0	0	8	16	11	3	1	14	37
Dallas	4	0	2	0	2	2	11	16	2	0	14	37

GOALS AND SHOTS BY PERIODS

	1st	2nd	3rd	OT	TOTALS	PCT
CALGARY	7 - 39	4 - 25	5 - 44	0 - 9	16 - 117	13.7
Dallas	4 - 22	4 - 34	3 - 34	0 - 5	11 - 95	11.6

CALGARY	GP	G	A	PTS	PIM	+/	PPG	SHG	ENG	DALLAS	GP	G	A	PTS	PIM	+/	PPG	SHG	EN
Rene Bourque	4	1	3	4	2	2	0	0	0	Mike Ribeiro	4	3	4	7	0	1	1	0	0
Anton Babchuk	4	2	1	3	0	1	1	0	0	Brenden Morrow	4	2	1	3	2	1	0	0	0
Olli Jokinen	4	2	1	3	0	1	0	0	0	Jamie Benn	3	1	2	3	7	-2	1	0	0
David Moss	4	2	1	3	2	3	1	0	0	Jamie Langenbrunner	3	1	2	3	2	-1	0	0	0
Alex Tanguay	4	2	1	3	4	2	0	0	0	Brad Richards	3	1	2	3	0	-2	0	0	0
Mikael Backlund	3	1	2	3	0	2	0	0	0	James Neal	3	1	1	2	0	-1	0	0	0
Brendan Morrison	3	1	2	3	0	1	0	0	0	Jeff Woywitka	3	0	2	2	0	-2	0	0	0
Jarome Iginla	4	1	2	3	5	2	0	0	0	Nicklas Grossman	2	1	0	1	2	2	0	0	0
Tom Kostopoulos	3	2	0	2	0	1	1	0	0	Tomas Vincour	2	1	0	1	0	1	0	0	0
Steve Staios	2	1	1	2	0	1	0	1	0	Alex Goligoski	1	0	1	1	0	-2	0	0	0
Cory Sarich	4	1	1	2	7	4	0	0	0	Loui Eriksson	3	0	1	1	0	-1	0	0	0
Mark Giordano	4	0	2	2	2	2	0	0	0	Toby Petersen	3	0	1	1	0	-1	0	0	0
Curtis Glencross	4	0	2	2	0	1	0	0	0	Trevor Daley	4	0	1	1	0	-2	0	0	0
Tim Jackman	4	0	2	2	2	1	0	0	0	Steve Ott	4	0	1	1	11	-1	0	0	0
Adam Pardy	2	0	1	1	0	-1	0	0	0	Stephane Robidas	4	0	1	1	2	1	0	0	0
Jay Bouwmeester	4	0	1	1	2	-1	0	0	0	Brandon Segal	1	0	0	0	5	0	0	0	0
Niklas Hagman	4	0	1	1	2	1	0	0	0	Brian Sutherby	1	0	0	0	0	-1	0	0	0
Robyn Regehr	4	0	1	1	5	1	0	0	0	Francis Wathier	1	0	0	0	0	-1	0	0	0
Matt Stajnar	4	0	1	1	4	-2	0	0	0	Krystofer Barch	2	0	0	0	0	-1	0	0	0
Henrik Karlsson	1	0	0	0	0	0	0	0	0	Aaron Gagnon	2	0	0	0	0	-1	0	0	0
Freddy Modin	1	0	0	0	0	-1	0	0	0	Andrew Raycroft	2	0	0	0	0	0	0	0	0
Ales Kotalik	2	0	0	0	0	-1	0	0	0	Jason Williams	2	0	0	0	0	0	0	0	0
Miikka Kiprusoff	3	0	0	0	0	0	0	0	0	Adam Burish	3	0	0	0	2	-1	0	0	0
TOTALS	4	16	26	42	37	20	3	1	0	Kari Lehtonen	3	0	0	0	0	0	0	0	0
Goaltenders	GP	MP	GA	EN	SO	SVS	AVG	SAVE %		Matt Niskanen	3	0	0	0	0	-1	0	0	0
Mikko Kiprusoff (3-0-0-0)	3	189	7	0	0	67	2.22	90.5		Karlis Skrstins	3	0	0	0	2	-3	0	0	0
Henrik Karlsson (1-0-0-0)	1	60	4	0	0	17	4.00	81.0		Mark Fistric	4	0	0	0	2	-1	0	0	0
TOTALS	4	250	11	0	0	84	2.64	88.4		Tom Wandell	4	0	0	0	0	-1	0	0	0
										TOTALS	4	11	20	31	37	-20	2	0	0
Goaltenders	GP	MP	GA	EN	SO	SVS	AVG	SAVE %											
Kari Lehtonen (0-1-0-2)	3	189	9	0	0	89	2.86	90.8											
Andrew Raycroft (0-1-0-0)	2	60	7	0	0	12	6.97	63.2											
TOTALS	4	250	16	0	0	101	3.84	86.3											

POWERPLAY	HOME			ROAD			OVERALL			
	ADV	PPG	PCT	ADV	PPG	PCT	ADV	PPG	PP %	PK %
CALGARY	5	2	40.0	5	1	20.0	10	3	30.0	80.0
Dallas	4	0	0.0	6	2	33.3	10	2	20.0	70.0

Shoot out: Dec. 23, 2010 CALGARY: 1 - 2 TANGUAY (G), HAGMAN Dallas: 0 - 3 Eriksson, Richards, Ribeiro
Mar. 9, 2011 CALGARY: 2 - 3 TANGUAY (G), BOURQUE, GLENCROSS (G) Dallas: 1 - 3 Benn, Richards, Ribeiro (G)

ALL-TIME: 66-53-25-4: at Calgary 27-16-10-2; at Atlanta 12-3-4; at Dallas 11-15-6-2; at Minnesota 16-19-5
45-41-19-4 since Calgary; at Calgary 27-16-10-2; at Dallas 11-15-6-2; at Minnesota 7-10-3

LAST WIN: in CALGARY Feb. 16, 2011 in Dallas Mar. 9, 2011



FLAMES vs. DETROIT



DATE	TEAMS					ATTND.	WINNING GOAL	GOALTENDERS
Oct. 21, 2010	CALGARY	2	AT	Detroit	4	18399	Johan Franzen	Kiprusoff - Howard
Nov. 3, 2010	Detroit	2	AT	CALGARY	1	19289	Justin Abdelkader	Howard - Kiprusoff
Nov. 21, 2010	CALGARY	4	AT	Detroit	5 OT	19636	Nicklas Lidstrom @ 1:38	Kiprusoff - Howard
Jan. 7, 2011	Detroit	5	AT	CALGARY	4 SHO	19289	Todd Bertuzzi	Howard - Kiprusoff

10-11	GP	W	L	OTL	SHOL	PTS	GF	GA	PPG	SHG	PEN	PIM
CALGARY	4	0	2	1	1	2	11	15	3	0	28	58
Detroit	4	4	0	0	0	8	15	11	5	0	23	48

GOALS AND SHOTS BY PERIODS

	1st	2nd	3rd	OT	TOTALS	PCT
CALGARY	6 - 38	4 - 37	1 - 38	0 - 6	11 - 119	9.2
Detroit	3 - 42	5 - 37	6 - 44	1 - 5	15 - 128	11.7

CALGARY	GP	G	A	PTS	PIM	+/	PPG	SHG	ENG	DETROIT	GP	G	A	PTS	PIM	+/	PPG	SHG	EN
Jarome Iginla	4	3	3	6	6	-2	1	0	0	Pavel Datsyuk	3	1	5	6	0	3	1	0	0
Curtis Glenacross	4	2	3	5	2	5	0	0	0	Henrik Zetterberg	4	3	2	5	0	3	1	0	0
Anton Babchuk	2	1	2	3	0	4	1	0	0	Brian Rafalski	2	2	3	5	0	0	0	0	0
Alex Tanguay	4	1	2	3	2	-3	0	0	0	Nicklas Lidstrom	4	2	3	5	2	4	1	0	0
Mikael Backlund	4	2	0	2	2	3	0	0	0	Todd Bertuzzi	4	1	3	4	8	1	0	0	0
Mark Giordano	4	1	1	2	6	-3	1	0	0	Johan Franzen	4	2	1	3	2	1	1	0	0
Niklas Hagman	4	1	1	2	6	1	0	0	0	Darren Helm	4	1	2	3	0	0	0	0	0
Matt Stajan	4	0	2	2	6	1	0	0	0	Justin Abdelkader	3	1	0	1	4	2	0	0	0
Jay Bouwmeester	4	0	1	1	4	1	0	0	0	Patrick Eaves	3	1	0	1	2	0	1	0	0
Brendan Morrison	4	0	1	1	2	1	0	0	0	Mike Modano	3	1	0	1	2	-2	0	0	0
Cory Sarich	4	0	1	1	2	-6	0	0	0	Danny Cleary	3	0	1	1	0	-1	0	0	0
Stefan Meyer	1	0	0	0	2	0	0	0	0	Jonathan Ericsson	3	0	1	1	4	1	0	0	0
Adam Pardy	1	0	0	0	2	0	0	0	0	Valtteri Filppula	3	0	1	1	2	0	0	0	0
Steve Staios	1	0	0	0	2	1	0	0	0	Jiri Hudler	3	0	1	1	2	-2	0	0	0
Tom Kostopoulos	2	0	0	0	2	0	0	0	0	Tomas Holstrom	4	0	1	1	0	1	0	0	0
Brendan Mikkelsen	2	0	0	0	0	-1	0	0	0	Niklas Kronwall	4	0	1	1	0	0	0	0	0
Ian White	2	0	0	0	0	-1	0	0	0	Brad Stuart	4	0	1	1	8	3	0	0	0
Craig Conroy	3	0	0	0	4	0	0	0	0	Kris Draper	1	0	0	0	0	0	0	0	0
Olli Jokinen	3	0	0	0	0	-4	0	0	0	Doug Janik	1	0	0	0	0	0	0	0	0
David Moss	3	0	0	0	2	-1	0	0	0	Jan Mursak	1	0	0	0	2	-1	0	0	0
Rene Bourque	4	0	0	0	0	-5	0	0	0	Tomas Tatar	1	0	0	0	0	-1	0	0	0
Tim Jackman	4	0	0	0	4	0	0	0	0	Jakub Kindl	2	0	0	0	2	-1	0	0	0
Mikko Kiprusoff	4	0	0	0	0	0	0	0	0	Jimmy Howard	4	0	0	0	0	0	0	0	0
Robyn Regehr	4	0	0	0	2	1	0	0	0	Drew Miller	4	0	0	0	0	-1	0	0	0
TOTALS	4	11	17	28	58	-8	3	0	0	Ruslan Salei	4	0	0	0	8	-2	0	0	0

Goaltenders	GP	MP	GA	EN	SO	SVS	AVG	SAVE %	Goaltenders	GP	MP	GA	EN	SO	SVS	AVG	SAVE %
Mikko Kiprusoff (0-2-1)	4	245	15	0	0	113	3.67	88.3	Jimmy Howard (4-0-0-0)	4	245	11	0	0	108	2.70	90.8
TOTALS	4	247	15	0	0	113	3.64	88.3	TOTALS	4	247	11	0	0	108	2.67	90.8

POWERPLAY	HOME			ROAD			OVERALL			
	ADV	PPG	PCT	ADV	PPG	PCT	ADV	PPG	PP %	PK %
CALGARY	12	2	16.7	9	1	11.1	21	3	14.3	79.2
Detroit	12	1	8.3	12	4	33.3	24	5	20.8	85.7

Shoot out: Jan. 7, 2010 CALGARY: 0 - 3 TANGUAY, HAGMAN, BOURQUE Detroit: 1 - 3 Hudler, Bertuzzi (G), Zetterberg

ALL-TIME: 61-62-16-4: at Calgary 28-21-4-2; at Atlanta 11-4-2; at Detroit 22-37-10-2;
45-49-11-4 since Calgary; at Calgary 28-21-4-2; at Detroit 17-28-7-2

LAST WIN: in CALGARY Mar. 23, 2009 in Detroit Mar. 9, 2010



FLAMES vs. EDMONTON



DATE	TEAMS				ATTND.	WINNING GOAL	GOALTENDERS	
Oct. 7, 2010	CALGARY	0	AT	Edmonton	4	16839	Gilbert Brule	Kiprusoff - Khabibulin
Oct. 16, 2010	Edmonton	3	AT	CALGARY	5	19289	Jarome Iginla	Khabibulin - Kiprusoff
Oct. 26, 2010	Edmonton	4	AT	CALGARY	5 SHO	19289	Alex Tanguay	Khabibulin - Kiprusoff
Jan. 1, 2011	CALGARY	2	AT	Edmonton	1	16839	Mark Giordano	Kiprusoff - Khabibulin
Mar. 26, 2011	CALGARY	5	AT	Edmonton	4 SHO	16839	Alex Tanguay	Kiprusoff - Dubnyk
Apr. 6, 2011	Edmonton	1	AT	CALGARY	6	19289	Jarome Iginla	Khabibulin - Kiprusoff

10-11	GP	W	L	OTL	SHOL	PTS	GF	GA	PPG	SHG	PEN	PIM
CALGARY	6	5	1	0	0	10	21	17	8	1	30	81
Edmonton	6	1	3	0	2	4	17	21	3	2	37	103

GOALS AND SHOTS BY PERIODS

	1st	2nd	3rd	OT	TOTALS	PCT
CALGARY	4 - 76	8 - 81	9 - 68	0 - 5	21 - 230	9.1
Edmonton	4 - 48	6 - 48	7 - 59	0 - 1	17 - 156	10.9

CALGARY	GP	G	A	PTS	PIM	+/-	PPG	SHG	ENG	EDMONTON	GP	G	A	PTS	PIM	+/-	PPG	SHG	EN
Jarome Iginla	6	6	3	9	2	-2	5	0	0	Magnus Paajarvi	5	4	2	6	4	3	0	0	0
Alex Tanguay	6	3	5	8	0	-1	0	0	1	Ryan Whitney	3	0	5	5	0	1	0	0	0
Mark Giordano	6	1	5	6	9	0	0	0	0	Jordan Eberle	6	2	2	4	2	-1	0	1	0
Mikael Backlund	5	0	5	5	2	-1	0	0	0	Alex Hemsky	4	2	1	3	0	1	0	0	0
Brendan Morrison	4	3	1	4	4	3	1	1	0	Ryan Jones	6	2	1	3	7	4	0	0	0
Olli Jokinen	6	0	4	4	7	1	0	0	0	Dustin Penner	4	1	2	3	0	0	0	0	0
Curtis Glencross	6	3	0	3	4	3	0	0	0	Andrew Cogliano	6	0	3	3	4	-2	0	0	0
Rene Bourque	5	1	2	3	4	-1	1	0	0	Colin Fraser	5	1	1	2	22	1	0	1	0
Jay Bouwmeester	6	1	2	3	4	-2	1	0	0	Tom Gilbert	5	1	1	2	4	2	0	0	0
Matt Stajan	5	0	3	3	0	-2	0	0	0	Sam Gagner	4	0	2	2	5	3	0	0	0
Tim Jackman	6	1	1	2	12	0	0	0	0	Theo Peckham	6	0	2	2	9	4	0	0	0
Anton Babchuk	3	0	2	2	0	2	0	0	0	Teemu Hartikainen	2	1	0	1	2	0	0	0	0
Steve Staios	3	1	0	1	4	1	0	0	0	Shawn Horcoff	3	1	0	1	0	0	1	0	0
Niklas Hagman	4	1	0	1	2	-1	0	0	0	Gilbert Brule	4	1	0	1	6	0	1	0	0
David Moss	1	0	1	1	0	1	0	0	0	Kurtis Foster	5	1	0	1	2	-3	1	0	0
Greg Nemisz	2	0	1	1	0	1	0	0	0	Linus Omark	2	0	1	1	0	0	0	0	0
Tom Kostopoulos	3	0	1	1	0	0	0	0	0	Liam Reddx	2	0	1	1	0	-1	0	0	0
Ian White	3	0	1	1	2	-4	0	0	0	Ryan O'Marra	3	0	1	1	0	0	0	0	0
Cory Sarich	5	0	1	1	2	3	0	0	0	Jim Vandermeer	4	0	1	1	0	-2	0	0	0
Robyn Regehr	6	0	1	1	4	-1	0	0	0	Ladislav Smid	6	0	1	1	4	2	0	0	0
TJ Brodie	1	0	0	0	0	-1	0	0	0	Shawn Belle	1	0	0	0	0	-1	0	0	0
Brett Carson	1	0	0	0	0	1	0	0	0	Taylor Chorney	1	0	0	0	0	-1	0	0	0
Raitis Ivanans	1	0	0	0	5	-1	0	0	0	Devan Dubnyk	1	0	0	0	0	0	0	0	0
Daymond Langkow	1	0	0	0	0	1	0	0	0	Zack Stortini	1	0	0	0	0	0	0	0	0
Lance Bouma	2	0	0	0	0	0	0	0	0	Jeff Petry	2	0	0	0	2	-1	0	0	0
Craig Conroy	2	0	0	0	0	-1	0	0	0	Chris VandeVelde	2	0	0	0	0	-1	0	0	0
Alex Kotalik	2	0	0	0	0	-1	0	0	0	Jean-Francois Jacques	3	0	0	0	0	-3	0	0	0
Adam Pardy	2	0	0	0	4	0	0	0	0	Taylor Hall	4	0	0	0	4	-4	0	0	0
Brett Sutter	2	0	0	0	5	-2	0	0	0	Jason Strudwick	4	0	0	0	5	1	0	0	0
Stefan Meyer	3	0	0	0	5	-1	0	0	0	Nikolai Khabibulin	5	0	0	0	2	0	0	0	0
Mikha Kiprusoff	6	0	0	0	0	0	0	0	0	Steve MacIntyre	5	0	0	0	13	0	0	0	0
TOTALS	6	21	39	60	81	-5	8	1	1	Bench					6				
Goaltenders	GP	MP	GA	EN	SO	SVS	AVG	SAVE %		TOTALS	6	17	27	44	103	2	3	2	0
Mikha Kiprusoff (5-1-0-0)	6	369	17	0	0	139	2.76	89.1		190.9Goaltenders	GP	MP	GA	EN	SO	SVS	AVG	SAVE %	
										Nikolai Khabibulin (1-3-0-1)	5	303	16	1	1	182	3.17	91.9	
										Devan Dubnyk (0-0-0-1)	1	65	4	0	0	27	3.69	87.1	
TOTALS	6	21	39	60	81	-5	8	1		TOTALS	6	370	20	1	1	209	3.41	90.9	

POWERPLAY	HOME			ROAD			OVERALL			
	ADV	PPG	PCT	ADV	PPG	PCT	ADV	PPG	PP %	PK %
CALGARY	13	6	46.2	11	2	18.2	24	8	33.3	83.3
Edmonton	9	1	11.1	9	2	22.2	18	3	16.7	66.7

ALL-TIME: 100-82-19-3: at Calgary 58-32-9-1; at Atlanta 1-1-0; at Edmonton 41-49-10-2;
98-81-18-3 since Calgary; at Calgary 58-32-9-1; at Edmonton 40-49-9-2

LAST WIN: in CALGARY Apr. 6, 2011 in Edmonton Mar. 26, 2011



FLAMES vs. FLORIDA



DATE	TEAMS				ATTND.	WINNING GOAL	GOALTENDERS			
Oct. 14, 2010	Florida	3	AT	CALGARY	0	19289	Radek Dvorak	Vokoun - Kiprusoff		

10-11	GP	W	L	OTL	SHOL	PTS	GF	GA	PPG	SHG	PEN	PIM
CALGARY	1	0	1	0	0	0	0	3	0	0	3	6
Florida	1	1	0	0	0	2	3	0	0	0	4	8

GOALS AND SHOTS BY PERIODS

	1st	2nd	3rd	OT	TOTALS	PCT
CALGARY	0 - 6	0 - 4	0 - 17	0 - 0	0 - 27	0.0
Florida	2 - 9	0 - 4	1 - 5	0 - 0	3 - 18	16.7

CALGARY	GP	G	A	PTS	PIM	+/-	PPG	SHG	ENG	FLORIDA	GP	G	A	PTS	PIM	+/-	PPG	SHG	EN
Mikael Backlund	1	0	0	0	0	-2	0	0	0	Radek Dvorak	1	2	0	2	0	2	0	0	0
Jay Bouwmeester	1	0	0	0	2	-1	0	0	0	Marty Reasoner	1	0	2	2	0	2	0	0	0
T.J. Brodie	1	0	0	0	0	-2	0	0	0	Shawn Matthias	1	1	0	1	0	1	0	0	0
Craig Conroy	1	0	0	0	0	0	0	0	0	David Booth	1	0	1	1	2	1	0	0	0
Mark Giordano	1	0	0	0	0	0	0	0	0	Rostislav Olesz	1	0	1	1	0	1	0	0	0
Curtis Glencross	1	0	0	0	0	-1	0	0	0	Cory Stillman	1	0	1	1	2	2	0	0	0
Niklas Hagman	1	0	0	0	0	-1	0	0	0	Dennis Wideman	1	0	1	1	0	3	0	0	0
Jarome Iginla	1	0	0	0	0	0	0	0	0	Bryan Allen	1	0	0	0	0	3	0	0	0
Tim Jackman	1	0	0	0	2	-3	0	0	0	Steve Bernier	1	0	0	0	0	0	0	0	0
Olli Jokinen	1	0	0	0	2	-1	0	0	0	Michael Frolik	1	0	0	0	0	0	0	0	0
Mikha Kiprusoff	1	0	0	0	0	0	0	0	0	Jason Garrison	1	0	0	0	0	0	0	0	0
Stefan Meyer	1	0	0	0	0	0	0	0	0	Chris Higgins	1	0	0	0	0	0	0	0	0
Brendan Morrison	1	0	0	0	0	-1	0	0	0	Dmitry Kulikov	1	0	0	0	0	0	0	0	0
Robyn Regehr	1	0	0	0	0	0	0	0	0	Kenndal McArdle	1	0	0	0	0	0	0	0	0
Steve Staios	1	0	0	0	0	-3	0	0	0	Bryan McCabe	1	0	0	0	2	0	0	0	0
Matt Stajan	1	0	0	0	0	0	0	0	0	Mike Santorelli	1	0	0	0	0	0	0	0	0
Brett Sutter	1	0	0	0	0	0	0	0	0	Tomas Vokoun	1	0	0	0	0	0	0	0	0
Alex Tanguay	1	0	0	0	0	0	0	0	0	Mike Weaver	1	0	0	0	0	0	0	0	0
Ian White	1	0	0	0	0	0	0	0	0	Stephen Weiss	1	0	0	0	0	0	0	0	0
TOTALS	1	0	0	0	6	-15	0	0	0	TOTALS	1	3	6	9	8	15	0	0	0
Goaltenders	GP	MP	GA	EN	SO	SVS	AVG	SAVE %		Goaltenders	GP	MP	GA	EN	SO	SVS	AVG	SAVE %	
Mikha Kiprusoff (0-1-0-0)	1	60	3	0	0	15	3.01	83.3		Tomas Vokoun (1-0-0-0)	1	60	0	0	1	27	0.00	100.0	
TOTALS	1	60	3	0	0	15	3.00	83.3		TOTALS	1	60	0	0	1	27	0.00	100.0	

POWERPLAY	HOME			ROAD			OVERALL			
	ADV	PPG	PCT	ADV	PPG	PCT	ADV	PPG	PP %	PK %
CALGARY	4	0	0.0	0	0	0.0	4	0	0.0	100.0
Florida	3	0	0.0	0	0	0.0	3	0	0.0	100.0

ALL-TIME: 11-7-3-1: at Calgary 5-4-1-1; at Florida 6-3-2-0

LAST WIN: in CALGARY Jan. 4, 2007 in Florida Feb. 5, 2010



FLAMES vs. LOS ANGELES



DATE	TEAMS				ATTND.	WINNING GOAL		GOALTENDERS			
Oct. 10, 2010	Los Angeles	1	AT	CALGARY	3	19289	Craig Conroy	Bernier - Kiprusoff			
Dec. 9, 2010	CALGARY	1	AT	Los Angeles	2	18118	Anze Kopitar	Kiprusoff - Quick			
Feb. 5, 2011	Los Angeles	4	AT	CALGARY	3 SHO	19289	Justin Williams	Quick - Kiprusoff			
Mar. 21, 2011	CALGARY	1	AT	Los Angeles	2 SHO	18118	Anze Kopitar	Kiprusoff - Quick			

10-11	GP	W	L	OTL	SHOL	PTS	GF	GA	PPG	SHG	PEN	PIM
CALGARY	4	1	1	0	2	4	8	7	3	1	19	41
Los Angeles	4	3	1	0	0	6	7	8	2	0	20	43

GOALS AND SHOTS BY PERIODS

	1st	2nd	3rd	OT	TOTALS	PCT
CALGARY	1 - 38	2 - 33	5 - 46	0 - 5	8 - 122	6.6
Los Angeles	3 - 37	1 - 43	3 - 32	0 - 2	7 - 114	6.1

CALGARY	GP	G	A	PTS	PIM	+	PPG	SHG	ENG	LOS ANGELES	GP	G	A	PTS	PIM	+	PPG	SHG	EN
Brendan Morrison	3	0	5	5	0	1	0	0	0	Dustin Brown	4	2	2	4	0	0	1	0	0
Alex Tanguay	4	2	1	3	2	0	1	0	0	Justin Williams	4	1	2	3	0	0	0	0	0
Jarome Iginla	4	0	3	3	4	1	0	0	0	Anze Kopitar	4	1	1	2	4	-1	1	0	0
Olli Jokinen	4	2	0	2	0	-1	1	0	0	Jack Johnson	4	0	2	2	4	-3	0	0	0
Craig Conroy	1	1	0	1	2	1	0	0	0	Wayne Simmonds	4	0	2	2	0	2	0	0	0
Niklas Hagman	3	1	0	1	2	0	1	0	1	Kyle Clifford	3	1	0	1	7	1	0	0	0
Curtis Glencross	4	1	0	1	0	1	0	1	0	Rob Scuderi	4	1	0	1	0	0	0	0	0
Robyn Regehr	4	1	0	1	8	1	0	0	0	Jarret Stoll	4	1	0	1	2	1	0	0	0
Steve Staios	1	0	1	1	0	1	0	0	0	Andrei Loktionov	1	0	1	1	0	0	0	0	0
Brett Sutter	1	0	1	1	0	1	0	0	0	Drew Doughty	4	0	1	1	2	1	0	0	0
Anton Babchuk	3	0	1	1	0	-1	0	0	0	Brad Richardson	4	0	1	1	4	0	0	0	0
Cory Sarich	3	0	1	1	6	1	0	0	0	Ryan Smyth	4	0	1	1	0	-1	0	0	0
TJ Brodie	1	0	0	0	2	0	0	0	0	Jonathan Bernier	1	0	0	0	0	-1	0	0	0
Stefan Meyer	1	0	0	0	0	0	0	0	0	Davis Drewiske	1	0	0	0	0	-1	0	0	0
David Moss	1	0	0	0	0	-1	0	0	0	Peter Harrold	1	0	0	0	2	0	0	0	0
Ian White	1	0	0	0	0	0	0	0	0	Jake Muzzin	1	0	0	0	0	0	0	0	0
Lance Bouma	2	0	0	0	0	0	0	0	0	Dustin Penner	1	0	0	0	0	0	0	0	0
Ales Kotalik	2	0	0	0	0	1	0	0	0	Brayden Schenn	1	0	0	0	0	-1	0	0	0
Tom Kostopoulos	3	0	0	0	0	-2	0	0	0	Matt Greene	3	0	0	0	4	1	0	0	0
Adam Pardy	3	0	0	0	0	-1	0	0	0	Trevor Lewis	3	0	0	0	0	0	0	0	0
Matt Stajan	3	0	0	0	0	0	0	0	0	Alec Martinez	3	0	0	0	0	1	0	0	0
Mikael Backlund	4	0	0	0	0	0	0	0	0	Willie Mitchell	3	0	0	0	4	1	0	0	0
Rene Bourque	4	0	0	0	6	-2	0	0	0	Jonathan Quick	3	0	0	0	0	0	0	0	0
Jay Bouwmeester	4	0	0	0	0	0	0	0	0	Kevin Westgarth	3	0	0	0	4	0	0	0	0
Mark Giordano	4	0	0	0	2	-1	0	0	0	Michal Handzus	4	0	0	0	0	-1	0	0	0
Tim Jockman	4	0	0	0	5	-1	0	0	0	Alexei Ponikarovsky	4	0	0	0	4	0	0	0	0
Mikha Kiprusoff	4	0	0	0	0	0	0	0	0	Bench					2				
Bench					2					TOTALS	4	7	13	20	43	-1	2	0	0
TOTALS	4	8	13	21	41	-1	3	1	1										
Goaltenders	GP	MP	GA	EN	SO	SVS	AVG	SAVE %		Goaltenders	GP	MP	GA	EN	SO	SVS	AVG	SAVE %	
Mikha Kiprusoff (1-1-0-2)	4	249	7	0	0	107	1.69	93.9		Jonathan Quick (3-0-0-0)	3	190	5	0	0	85	1.58	94.4	
										Jonathan Bernier (0-1-0-0)	1	60	2	1	0	29	2.02	93.5	
TOTALS	4	250	7	0	0	107	1.68	93.9		TOTALS	4	250	7	1	0	114	1.92	93.4	

POWERPLAY	HOME			ROAD			OVERALL			
	ADV	PPG	PCT	ADV	PPG	PCT	ADV	PPG	PP %	PK %
CALGARY	9	2	22.2	9	1	11.1	18	3	16.7	88.2
Los Angeles	7	1	14.3	10	1	10.0	17	2	11.8	83.3

Shoot out: Feb. 5, 2011 CALGARY: 2 - 7 BOURQUE (G), TANGUAY (G), JOKINEN, GLENCROSS, MORRISON, IGINLA, BOUWMEESTER
 Los Angeles: 3 - 7 Handzus (G), Stoll (G), Kopitar, Johnson, Brown, Doughty, Williams (G) Mar. 21, 2011 CALGARY: 1 - 3 TANGUAY (G),
 BOURQUE, GLENCROSS Los Angeles: 2 - 3 Handzus, Stoll (G), Kopitar (G)

ALL-TIME: 107-77-21-4: at Calgary 57-22-8-1; at Atlanta 8-6-4; at Los Angeles 42-49-9-3;
 95-60-15-4 since Calgary; at Calgary 57-22-8-1; at Los Angeles 38-38-7-3

LAST WIN: in CALGARY Oct. 10, 2010 in Los Angeles Nov. 21, 2009



FLAMES vs. MINNESOTA



DATE	TEAMS				ATTND.	WINNING GOAL	GOALTENDERS			
Nov. 5, 2010	CALGARY	1	AT	Minnesota	2	17124	Martin Havlat	Kiprusoff - Backstrom		
Nov. 29, 2010	Minnesota	0	AT	CALGARY	3	19289	Jay Bouwmeester	Theodore - Kiprusoff		
Dec. 3, 2010	CALGARY	3	AT	Minnesota	2 SHO	17130	Rene Bourque	Karlsson - Backstrom		
Dec. 18, 2010	Minnesota	3	AT	CALGARY	1	19289	Mikko Koivu	Backstrom - Kiprusoff		
Dec. 20, 2010	CALGARY	1	AT	Minnesota	4	18315	Martin Havlat	Kiprusoff - Backstrom		
Jan. 19, 2011	Minnesota	6	AT	CALGARY	0	19289	Martin Havlat	Backstrom - Kiprusoff		

10-11	GP	W	L	OTL	SHO L	PTS	GF	GA	PPG	SHG	PEN	PIM
CALGARY	6	2	4	0	0	4	8	17	2	0	19	44
Minnesota	6	4	1	0	1	9	17	8	4	0	19	41

GOALS AND SHOTS BY PERIODS

	1st	2nd	3rd	OT	TOTALS	PCT
CALGARY	1 - 60	4 - 61	3 - 72	0 - 5	8 - 198	4.0
Minnesota	4 - 60	4 - 38	9 - 41	0 - 1	17 - 140	12.1

CALGARY	GP	G	A	PTS	PIM	+/-	PPG	SHG	ENG	MINNESOTA	GP	G	A	PTS	PIM	+/-	PPG	SHG	EN
Jarome Iginla	6	1	3	4	0	-1	0	0	0	Martin Havlat	6	5	3	8	4	6	1	0	0
Alex Tanguay	6	1	3	4	2	0	0	0	0	Cal Clutterbuck	6	3	2	5	2	2	0	0	1
Rene Bourque	6	1	2	3	2	-5	1	0	0	Kyle Brodziak	6	1	4	5	6	8	0	0	0
Mark Giordano	6	1	2	3	6	-5	0	0	0	Andrew Brunette	6	0	5	5	0	3	0	0	0
Olli Jokinen	6	1	2	3	2	0	0	0	0	Mikko Koivu	6	2	2	4	2	1	1	0	0
Niklas Hagman	6	1	1	2	2	-2	1	0	0	Brent Burns	6	0	4	4	2	5	0	0	0
Matt Stajan	6	1	1	2	2	-2	0	0	0	Chuck Kobasew	3	2	1	3	0	4	0	0	0
Jay Bouwmeester	6	1	0	1	0	1	0	0	0	John Madden	6	2	1	3	2	0	1	0	0
Brendan Morrison	6	0	1	1	2	-2	0	0	0	Nick Schultz	5	0	3	3	2	5	0	0	0
Cory Sarich	6	0	1	1	2	1	0	0	0	Matt Cullen	6	0	2	2	0	0	0	0	0
Henrik Karlsson	1	0	0	0	0	0	0	0	0	Greg Zanon	6	0	2	2	0	2	0	0	0
Stefan Meyer	1	0	0	0	0	0	0	0	0	Pierre-Marc Bouchard	4	1	0	1	2	2	0	0	0
Brendan Mikkelson	1	0	0	0	0	0	0	0	0	Antti Miettinen	5	1	0	1	2	-3	1	0	0
Ian White	1	0	0	0	0	-1	0	0	0	Justin Falk	1	0	1	1	0	1	0	0	0
Craig Conroy	2	0	0	0	0	0	0	0	0	Marco Scandella	1	0	1	1	0	0	0	0	0
Ales Kotalik	2	0	0	0	0	-3	0	0	0	Brad Staubitz	4	0	1	1	9	1	0	0	0
Steve Staios	2	0	0	0	0	-2	0	0	0	Marek Zidlicky	5	0	1	1	0	-2	0	0	0
Adam Pardy	3	0	0	0	0	-4	0	0	0	Cody Almond	1	0	0	0	0	0	0	0	0
Curtis Glencross	4	0	0	0	5	-1	0	0	0	Jose Theodore	1	0	0	0	0	0	0	0	0
Tom Kostopoulos	4	0	0	0	4	-1	0	0	0	Casey Wellman	1	0	0	0	0	0	0	0	0
Anton Babchuk	5	0	0	0	4	-4	0	0	0	Matt Kassian	2	0	0	0	2	0	0	0	0
Mikael Backlund	5	0	0	0	0	-2	0	0	0	Clayton Stoner	3	0	0	0	2	3	0	0	0
Miikka Kiprusoff	5	0	0	0	0	0	0	0	0	Cam Barker	4	0	0	0	0	0	0	0	0
Tim Jackman	6	0	0	0	5	-1	0	0	0	Patrick O'Sullivan	4	0	0	0	0	-1	0	0	0
David Moss	6	0	0	0	2	-3	0	0	0	Niklas Backstrom	5	0	0	0	2	0	0	0	0
Robyn Regehr	6	0	0	0	4	0	0	0	0	Jared Spurgeon	5	0	0	0	0	0	0	0	0
TOTALS	6	8	16	24	44	-37	2	0	0	Eric Nystrom	6	0	0	0	2	-1	0	0	0
Goaltenders	GP	MP	GA	EN	SO	SVS	AVG	SAVE %		TOTALS	6	17	33	50	41	36	4	0	1
Henrik Karlsson (1-0-0-0)	1	65	2	0	0	20	1.85	90.9		Goaltenders	GP	MP	GA	EN	SO	SVS	AVG	SAVE %	
Miikka Kiprusoff (1-4-0-0)	5	296	14	1	1	103	2.84	88.0		Niklas Backstrom (4-0-0-1)	5	305	5	0	1	162	0.98	97.0	
										Jose Theodore (1-0-0-0)	1	60	3	0	0	28	3.00	90.3	
TOTALS	6	365	16	1	1	123	2.79	87.9		TOTALS	6	365	8	0	1	190	1.32	96.0	

POWERPLAY	HOME			ROAD			OVERALL			
	ADV	PPG	PCT	ADV	PPG	PCT	ADV	PPG	PP %	PK %
CALGARY	6	1	16.7	12	1	8.3	18	2	11.1	77.8
Minnesota	8	2	25.0	10	2	20.0	18	4	22.2	88.9

Shoot out: Dec. 3, 2010 CALGARY: 2 - 3 TANGUAY (G), HAGMAN, BOURQUE (G) Minnesota: 1 - 3 Koivu, Bouchard, O'Sullivan (G)

ALL-TIME: 35-18-4-6: at Calgary 20-5-3-3; Minnesota 15-13-1-3

LAST WIN: in CALGARY Nov. 29, 2010 in Minnesota Dec. 3, 2010



FLAMES vs. MONTREAL



DATE	TEAMS					ATTND.	WINNING GOAL	GOALTENDERS				
Jan. 17, 2011	CALGARY	4	AT	Montreal	5 OT	21273	P.K. Subban @1:06	Kiprusoff / Karlsson - Auld / Price Price - Kiprusoff				
Feb. 20, 2011	Montreal	0	AT	CALGARY	4	41022	Rene Bourque					

10-11	GP	W	L	OTL	SHOL	PTS	GF	GA	PPG	SHG	PEN	PIM
CALGARY	2	1	0	1	0	3	8	5	2	1	4	8
Montreal	2	1	1	0	0	2	5	8	0	0	8	16

GOALS AND SHOTS BY PERIODS

	1st	2nd	3rd	OT	TOTALS	PCT
CALGARY	1 - 29	4 - 21	3 - 15	0 - 0	8 - 65	12.3
Montreal	2 - 20	2 - 31	0 - 16	1 - 1	5 - 68	7.4

CALGARY	GP	G	A	PTS	PIM	+/-	PPG	SHG	ENG	MONTREAL	GP	G	A	PTS	PIM	+/-	PPG	SHG	EN
Rene Bourque	2	3	0	3	0	3	1	0	0	Michael Commalleri	2	1	1	2	2	0	0	0	0
Alex Tanguay	2	2	1	3	0	0	1	0	0	Jeff Halpern	2	1	1	2	0	1	0	0	0
Jarome Iginla	2	1	2	3	0	0	0	0	0	P.K. Subban	2	1	1	2	2	0	0	0	0
Olli Jokinen	2	0	3	3	0	-1	0	0	0	Jaroslav Spacek	1	0	2	2	0	1	0	0	0
Brendan Morrison	2	0	3	3	0	3	0	0	0	Lars Eller	2	1	0	1	0	0	0	0	0
Cory Sarich	2	0	2	2	0	1	0	0	0	Andrei Kostitsyn	2	1	0	1	0	1	0	0	0
Ales Kotalik	1	1	0	1	0	1	0	0	0	Hal Gill	2	0	1	1	2	2	0	0	0
Anton Babchuk	2	1	0	1	2	0	0	1	0	Scott Gomez	2	0	1	1	0	0	0	0	0
Jay Bouwmeester	2	0	1	1	2	2	0	0	0	Travis Moen	2	0	1	1	0	1	0	0	0
Curtis Glencross	2	0	1	1	0	-1	0	0	0	Tomas Plekanec	2	0	1	1	0	0	0	0	0
Henrik Karlsson	1	0	0	0	0	0	0	0	0	Yannick Weber	2	0	1	1	0	1	0	0	0
Tom Kostopoulos	1	0	0	0	0	0	0	0	0	Alex Auld	1	0	0	0	0	0	0	0	0
Adam Pardy	1	0	0	0	2	-1	0	0	0	Mathieu Darche	1	0	0	0	0	-1	0	0	0
Steve Staios	1	0	0	0	0	0	0	0	0	Paul Mara	1	0	0	0	0	0	0	0	0
Mikael Backlund	2	0	0	0	0	0	0	0	0	Benoit Pouliot	1	0	0	0	0	0	0	0	0
Mark Giordano	2	0	0	0	0	0	0	0	0	Tom Pyatt	1	0	0	0	0	0	0	0	0
Niklas Hagman	2	0	0	0	0	-3	0	0	0	Ryan White	1	0	0	0	0	0	0	0	0
Tim Jackman	2	0	0	0	2	1	0	0	0	David Desharnais	2	0	0	0	0	-2	0	0	0
Mikha Kiprusoff	2	0	0	0	0	0	0	0	0	Brian Gionta	2	0	0	0	4	-1	0	0	0
David Moss	2	0	0	0	0	0	0	0	0	Roman Hamrlík	2	0	0	0	4	-3	0	0	0
Robyn Regehr	2	0	0	0	0	1	0	0	0	Max Pacioretty	2	0	0	0	0	-3	0	0	0
Matt Stajan	2	0	0	0	0	-1	0	0	0	Carey Price	2	0	0	0	0	0	0	0	0
TOTALS	2	8	13	21	8	5	2	1	0	James Wisniewski	2	0	0	0	0	-3	0	0	0
										Bench					2				
										TOTALS	2	5	10	15	16	-6	0	0	0

Goaltenders	GP	MP	GA	EN	SO	SVS	AVG	SAVE %	Goaltenders	GP	MP	GA	EN	SO	SVS	AVG	SAVE %
Henrik Karlsson (0-0-0-0)	1	35	1	0	0	11	1.74	91.7	Carey Price (1-1-0-0)	2	78	4	0	0	37	3.07	83.3
Mikha Kiprusoff (1-0-0-0)	2	87	4	0	1	52	2.77	92.9	Alex Auld (0-0-0-0)	1	43	4	0	0	20	5.59	90.2
TOTALS	2	121	5	0	1	63	2.48	92.6	TOTALS	2	121	8	0	0	57	3.97	87.7

POWERPLAY	HOME			ROAD			OVERALL		
	ADV	PPG	PCT	ADV	PPG	PCT	ADV	PPG	PP %
CALGARY	4	2	50.0	4	0	0.0	8	2	25.0
Montreal	1	0	0.0	3	0	0.0	4	0	0.0
									PK %
									75.0

ALL-TIME: 33-54-15-1: at Calgary 18-14-4-0; at Atlanta 2-12-3; at Montreal 13-28-8-1;
29-31-8-1 since Calgary; at Calgary 18-14-4-0; at Montreal 11-17-4-1

LAST WIN: in CALGARY Feb. 20, 2011 in Montreal Nov. 10, 2009



FLAMES vs. NASHVILLE



DATE	TEAMS				ATTND.	WINNING GOAL		GOALTENDERS			
Oct. 19, 2010	CALGARY	1	AT	Nashville	0 OT	15684	Rene Bourque @ 2:10	Kiprusoff - Rinne			
Jan. 24, 2011	Nashville	1	AT	CALGARY	3	19289	Jarome Iginla	Rinne - Kiprusoff			
Feb. 1, 2011	CALGARY	3	AT	Nashville	2 SHO	14360	Rene Bourque	Kiprusoff - Rinne			
Mar. 6, 2011	Nashville	2	AT	CALGARY	3	19289	Curtis Glencross	Rinne - Kiprusoff			

10-11	GP	W	L	OTL	SHOL	PTS	GF	GA	PPG	SHG	PEN	PIM
CALGARY	4	4	0	0	0	8	9	5	3	0	17	34
Nashville	4	0	2	1	1	2	5	9	1	0	14	30

	1st	2nd	3rd	OT	TOTALS	PCT
CALGARY	2 - 37	2 - 39	4 - 43	1 - 7	9 - 126	7.1
Nashville	3 - 38	1 - 29	1 - 40	0 - 1	5 - 108	4.6

CALGARY	GP	G	A	PTS	PIM	+/-	PPG	SHG	ENG	NASHVILLE	GP	G	A	PTS	PIM	+/-	PPG	SHG	EN
Curtis Glencross	4	2	1	3	4	1	0	0	0	Martin Erat	4	2	1	3	0	0	0	0	0
Brendan Morrison	3	1	2	3	0	1	1	0	0	David Legwand	4	1	2	3	2	1	0	0	0
Matt Stajan	4	1	2	3	0	1	0	0	0	Sergei Kostitsyn	4	0	2	2	0	0	0	0	0
Alex Tanguay	4	0	3	3	0	-1	0	0	0	Patric Hornqvist	4	1	0	1	0	-1	1	0	0
Jarome Iginla	4	2	0	2	0	0	1	0	0	Ryan Suter	4	1	0	1	4	0	0	0	0
Mark Giordano	4	1	1	2	4	0	1	0	0	Jonathon Blum	1	0	1	1	2	1	0	0	0
Olli Jokinen	4	0	2	2	2	0	0	0	0	Marcel Goc	2	0	1	1	0	-1	0	0	0
Rene Bourque	4	1	0	1	0	1	0	0	0	Joel Ward	4	0	1	1	2	3	0	0	0
Cory Sarich	4	1	0	1	6	0	0	0	0	Shea Weber	4	0	1	1	0	0	0	0	0
Ian White	1	0	1	1	2	1	0	0	0	Colin Wilson	4	0	1	1	0	-1	0	0	0
Jay Bouwmeester	4	0	1	1	4	1	0	0	0	Wade Belak	1	0	0	0	0	0	0	0	0
Niklas Hagman	4	0	1	1	2	0	0	0	0	Francis Bouillon	1	0	0	0	0	0	0	0	0
Tim Jackman	4	0	1	1	2	1	0	0	0	Mike Fisher	1	0	0	0	0	0	0	0	0
Craig Conroy	1	0	0	0	0	0	0	0	0	Blake Geoffrion	1	0	0	0	0	0	0	0	0
Stefan Meyer	1	0	0	0	0	0	0	0	0	Cal O'Reilly	1	0	0	0	0	0	0	0	0
Freddy Modin	1	0	0	0	2	0	0	0	0	Steve Sullivan	1	0	0	0	2	0	0	0	0
Adam Pardy	2	0	0	0	2	-1	0	0	0	J-P Dumont	2	0	0	0	0	-1	0	0	0
Steve Stalos	2	0	0	0	0	0	0	0	0	Chris Mueller	2	0	0	0	0	-1	0	0	0
Anton Babchuk	3	0	0	0	0	0	0	0	0	Alexander Sulzer	2	0	0	0	0	0	0	0	0
Tom Kostopoulos	3	0	0	0	0	0	0	0	0	Jordin Tootoo	2	0	0	0	0	0	0	0	0
David Moss	3	0	0	0	0	-1	0	0	0	Matt Halischuk	3	0	0	0	2	-1	0	0	0
Mikael Backlund	4	0	0	0	0	0	0	0	0	Cody Franson	4	0	0	0	0	-1	0	0	0
Mikika Kiprusoff	4	0	0	0	2	0	0	0	0	Kevin Klein	4	0	0	0	0	-1	0	0	0
Robyn Regehr	4	0	0	0	2	1	0	0	0	Shane O'Brien	4	0	0	0	0	-1	0	0	0
TOTALS	4	9	15	24	34	5	3	0	0	Pekka Rinne	4	0	0	0	0	0	0	0	0
Goaltenders	GP	MP	GA	EN	SO	SVS	AVG	SAVE %		Jerred Smithson	4	0	0	0	6	0	0	0	0
Mikika Kiprusoff (4-0-0-0)	4	247	5	0	1	103	1.21	95.4		Nick Spaling	4	0	0	0	6	0	0	0	0
TOTALS	4	247	5	0	1	103	1.21	95.4		Bench					4				
										TOTALS	4	5	10	15	30	-4	1	0	0
										Goaltenders	GP	MP	GA	EN	SO	SVS	AVG	SAVE %	
										Pekka Rinne (0-2-1-1)	4	244	9	0	0	117	2.22	92.9	
										TOTALS	4	247	9	0	0	117	2.19	92.9	

POWERPLAY	HOME			ROAD			OVERALL			
	ADV	PPG	PCT	ADV	PPG	PCT	ADV	PPG	PP %	PK %
CALGARY	8	3	37.5	7	0	0.0	15	3	20.0	94.1
Nashville	8	0	0.0	9	1	11.1	17	1	5.9	80.0

PENALTY SHOT: CALGARY: Jarome Iginla, successful vs. Pekka Rinne, Mar. 6, 2011 at 0:59 of the 2nd period
SHOOT OUT: Feb. 1, 2011 CALGARY: 1 - 3 BOURQUE (G), TANGUAY, JOKINEN Nashville: 0 - 3 Erat, Franson, Legwand

ALL-TIME: 23-20-4-2: at Calgary 12-7-3-2; at Nashville 11-13-1-0

LAST WIN: in CALGARY Mar. 6, 2011 in Nashville Feb. 1, 2011



FLAMES vs. NEW JERSEY



DATE	TEAMS				ATTND.	WINNING GOAL				GOALTENDERS			
Nov. 24, 2010	CALGARY	1	AT	New Jersey	2	SHO	13202	Ilya Kovalchuk				Karlsson - Hedberg	

10-11	GP	W	L	OTL	SHOL	PTS	GF	GA	PPG	SHG	PEN	PIM
CALGARY	1	0	0	0	1	1	1	1	0	0	3	6
New Jersey	1	1	0	0	0	2	1	1	0	0	3	6

GOALS AND SHOTS BY PERIODS							
	1st	2nd	3rd	OT	TOTALS	PCT	
CALGARY	0 - 7	0 - 11	1 - 5	0 - 3	1 - 26	3.8	
New Jersey	1 - 6	0 - 6	0 - 3	0 - 6	1 - 21	4.8	

CALGARY	GP	G	A	PTS	PIM	+/-	PPG	SHG	ENG	NEW JERSEY	GP	G	A	PTS	PIM	+/-	PPG	SHG	EN
Rene Bourque	1	1	0	1	2	1	0	0	0	David Clarkson	1	1	0	1	0	1	0	0	0
Mark Giordano	1	0	1	1	2	0	0	0	0	Matthew Corrente	1	0	1	1	0	1	0	0	0
Curtis Glencross	1	0	1	1	0	0	0	0	0	Mattias Tedenby	1	0	1	1	0	1	0	0	0
Anton Babchuk	1	0	0	0	0	0	0	0	0	Jason Arnott	1	0	0	0	0	0	0	0	0
Mikael Backlund	1	0	0	0	0	0	0	0	0	Patrik Elias	1	0	0	0	0	1	0	0	0
Jay Bouwmeester	1	0	0	0	0	0	0	0	0	Mark Fayne	1	0	0	0	0	-1	0	0	0
Niklas Hagman	1	0	0	0	0	0	0	0	0	Stephen Gionta	1	0	0	0	0	-1	0	0	0
Jarome Iginla	1	0	0	0	0	0	0	0	0	Andy Greene	1	0	0	0	0	-1	0	0	0
Tim Jackman	1	0	0	0	0	0	0	0	0	Johan Hedberg	1	0	0	0	0	0	0	0	0
Olli Jokinen	1	0	0	0	0	0	0	0	0	Ilya Kovalchuk	1	0	0	0	0	-1	0	0	0
Henrik Karlsson	1	0	0	0	0	0	0	0	0	Adam Mair	1	0	0	0	0	0	0	0	0
Tom Kostopoulos	1	0	0	0	0	-1	0	0	0	Rod Pelley	1	0	0	0	0	0	0	0	0
Stefan Meyer	1	0	0	0	0	0	0	0	0	Brian Rolston	1	0	0	0	2	0	0	0	0
Brendan Mikkelsen	1	0	0	0	0	0	0	0	0	Henrik Tallinder	1	0	0	0	0	0	0	0	0
Brendan Morrison	1	0	0	0	2	-1	0	0	0	Alexander Vasyunov	1	0	0	0	0	0	0	0	0
David Moss	1	0	0	0	0	1	0	0	0	Anton Volchenkov	1	0	0	0	0	1	0	0	0
Robyn Regehr	1	0	0	0	0	1	0	0	0	Colin White	1	0	0	0	0	0	0	0	0
Steve Stalos	1	0	0	0	0	-1	0	0	0	Travis Zajac	1	0	0	0	0	0	0	0	0
Alex Tanguay	1	0	0	0	0	0	0	0	0	Dainius Zubrus	1	0	0	0	2	-1	0	0	0
TOTALS	1	1	2	3	6	0	0	0	0	Bench					2				
Goaltenders	GP	MP	GA	EN	SO	SVS	AVG	SAVE %		TOTALS	1	1	2	3	6	0	0	0	0
Henrik Karlsson (0-0-0-1)	1	65	1	0	0	20	0.92	95.2		Goaltenders	GP	MP	GA	EN	SO	SVS	AVG	SAVE %	
										Johan Hedberg (1-0-0-0)	1	65	1	0	0	25	0.92	96.2	
TOTALS	1	65	1	0	0	20	0.92	95.2		TOTALS	1	65	1	0	0	25	0.92	96.2	

POWERPLAY	HOME			ROAD			OVERALL			
	ADV	PPG	PCT	ADV	PPG	PCT	ADV	PPG	PP %	PK %
CALGARY	0	0	0.0	3	0	0.0	3	0	0.0	100.0
New Jersey	0	0	0.0	3	0	0.0	3	0	0.0	100.0

ALL-TIME: 57-22-11-2: at Calgary 17-6-6-1; at Atlanta 12-0-2; at New Jersey, Colorado, Kansas City 28-16-3-1; 35-20-7-2 since Calgary; at Calgary 17-6-6-1; at New Jersey, Colorado 18-14-1-1

LAST WIN: in CALGARY Mar. 5, 2010 in New Jersey Dec. 7, 2005



FLAMES vs. NY ISLANDERS



DATE	TEAMS				ATTND.	WINNING GOAL	GOALTENDERS			
Jan. 3, 2011	NY Islanders	5	AT	CALGARY	2	19289	John Tavares	DiPietro / Lawson - Karlsson		

10-11	GP	W	L	OTL	SHOL	PTS	GF	GA	PPG	SHG	PEN	PIM
CALGARY	1	0	1	0	0	0	2	5	0	0	3	9
NY Islanders	1	1	0	0	0	2	5	2	2	0	3	9

GOALS AND SHOTS BY PERIODS

	1st	2nd	3rd	OT	TOTALS	PCT
CALGARY	1 - 9	1 - 19	0 - 15	0 - 0	2 - 43	4.7
NY Islanders	3 - 13	1 - 9	1 - 4	0 - 0	5 - 26	19.2

CALGARY	GP	G	A	PTS	PIM	+/-	PPG	SHG	ENG	NY ISLANDERS	GP	G	A	PTS	PIM	+/-	PPG	SHG	EN
David Moss	1	2	0	2	0	1	0	0	0	John Tavares	1	2	1	3	0	1	2	0	0
Anton Babchuk	1	0	1	1	0	1	0	0	0	Matt Moulson	1	2	0	2	0	2	0	0	0
Tim Jackman	1	0	1	1	2	1	0	0	0	Andrew MacDonald	1	0	2	2	0	1	0	0	0
Adam Pardy	1	0	1	1	2	1	0	0	0	PA Parenteau	1	0	2	2	2	1	0	0	0
Rene Bourque	1	0	0	0	0	-1	0	0	0	Michael Grabner	1	1	0	1	0	1	0	0	1
Jay Bouwmeester	1	0	0	0	0	-1	0	0	0	Mark Eaton	1	0	1	1	0	-1	0	0	0
Mark Giordano	1	0	0	0	0	-2	0	0	0	Travis Hamonic	1	0	1	1	0	1	0	0	0
Curtis Glencross	1	0	0	0	0	-1	0	0	0	Matt Martin	1	0	1	1	0	1	0	0	0
Niklas Hagman	1	0	0	0	0	0	0	0	0	Frans Nielsen	1	0	1	1	0	0	0	0	0
Jarome Iginla	1	0	0	0	0	0	0	0	0	Josh Bailey	1	0	0	0	0	1	0	0	0
Olli Jokinen	1	0	0	0	0	-1	0	0	0	Rick DiPietro	1	0	0	0	0	0	0	0	0
Henrik Karlsson	1	0	0	0	0	0	0	0	0	Bruno Gervais	1	0	0	0	0	1	0	0	0
Tom Kostopoulos	1	0	0	0	5	0	0	0	0	Jack Hillen	1	0	0	0	0	1	0	0	0
Ales Kotalik	1	0	0	0	0	-1	0	0	0	Jesse Joensuu	1	0	0	0	0	-1	0	0	0
Brendan Morrison	1	0	0	0	0	-1	0	0	0	Milan Jurcina	1	0	0	0	0	0	0	0	0
Robyn Regehr	1	0	0	0	0	0	0	0	0	Zenon Konopka	1	0	0	0	5	0	0	0	0
Cory Sarich	1	0	0	0	0	-1	0	0	0	Nathan Lawson	1	0	0	0	0	0	0	0	0
Matt Stajan	1	0	0	0	0	0	0	0	0	Dylan Reese	1	0	0	0	2	-1	0	0	0
Alex Tanguay	1	0	0	0	0	-1	0	0	0	Rob Schremp	1	0	0	0	0	-2	0	0	0
TOTALS	1	2	3	5	9	-6	0	0	0	Jon Sim	1	0	0	0	0	-1	0	0	0

Goaltenders	GP	MP	GA	EN	SO	SVS	AVG	SAVE %
Henrik Karlsson (0-1-0-0)	1	59	4	1	0	21	4.06	84.0
TOTALS	1	60	4	1	0	21	5.00	80.8

Goaltenders	GP	MP	GA	EN	SO	SVS	AVG	SAVE %
Nathan Lawson (0-0-0-0)	1	34	1	0	0	28	1.75	96.6
Rick DiPietro (1-0-0-0)	1	26	1	0	0	13	2.35	92.9
TOTALS	1	60	2	0	0	21	2.00	91.3

POWERPLAY	HOME			ROAD			OVERALL			
	ADV	PPG	PCT	ADV	PPG	PCT	ADV	PPG	PP %	PK %
CALGARY	2	0	0.0	0	0	0.0	2	0	0.0	0.0
NY Islanders	2	2	100.0	0	0	0.0	2	2	100.0	100.0

ALL-TIME: 42-42-20-1: at Calgary 17-6-5-1; at Atlanta 8-9-6; at NY Islanders 17-27-9-0;
30-20-8-1 since Calgary; at Calgary 17-6-5-1 at NY Islanders 13-14-3-0

LAST WIN: in CALGARY Jan. 8, 2009 at NY Islanders Jan. 6, 2004



FLAMES vs. NY RANGERS



DATE	TEAMS				ATTND.	WINNING GOAL	GOALTENDERS			
Nov. 22, 2010	CALGARY	1	AT	NY Rangers	2	17845	Dan Girardi	Kiprusoff - Biron		

10-11	GP	W	L	OTL	SHOL	PTS	GF	GA	PPG	SHG	PEN	PIM
CALGARY	1	0	1	0	0	0	1	2	0	0	5	16
NY Rangers	1	1	0	0	0	2	2	1	1	0	5	16

GOALS AND SHOTS BY PERIODS

	1st	2nd	3rd	OT	TOTALS	PCT
CALGARY	0 - 6	1 - 11	0 - 15	0 - 0	1 - 32	3.1
NY Rangers	0 - 8	2 - 8	0 - 8	0 - 0	2 - 24	8.3

CALGARY	GP	G	A	PTS	PIM	+/-	PPG	SHG	ENG	NY RANGERS	GP	G	A	PTS	PIM	+/-	PPG	SHG	EN
Jarome Iginla	1	1	0	1	0	1	0	0	0	Dan Girardi	1	1	1	2	0	0	1	0	0
Jay Bouwmeester	1	0	1	1	0	1	0	0	0	Brian Boyle	1	1	0	1	0	1	0	0	0
Matt Stajan	1	0	1	1	0	1	0	0	0	Derek Stepan	1	0	1	1	0	-1	0	0	0
Anton Babchuk	1	0	0	0	0	0	0	0	0	Artem Anisimov	1	0	0	0	0	0	0	0	0
Mikael Backlund	1	0	0	0	0	0	0	0	0	Sean Avery	1	0	0	0	0	0	0	0	0
Rene Bourque	1	0	0	0	2	0	0	0	0	Martin Biron	1	0	0	0	0	0	0	0	0
Mark Giordano	1	0	0	0	0	0	0	0	0	Derek Boogaard	1	0	0	0	0	0	0	0	0
Curtis Glencross	1	0	0	0	2	-1	0	0	0	Ryan Callahan	1	0	0	0	2	-1	0	0	0
Niklas Hagman	1	0	0	0	0	0	0	0	0	Erik Christensen	1	0	0	0	0	0	0	0	0
Tim Jackman	1	0	0	0	0	0	0	0	0	Michael Del Zotto	1	0	0	0	0	0	0	0	0
Mikha Kiprusoff	1	0	0	0	0	0	0	0	0	Brandon Dubinsky	1	0	0	0	2	-1	0	0	0
Tom Kostopoulos	1	0	0	0	7	0	0	0	0	Steve Eminger	1	0	0	0	0	0	0	0	0
Stefan Meyer	1	0	0	0	5	0	0	0	0	Ruslan Fedotenko	1	0	0	0	0	1	0	0	0
Brendan Mikkelson	1	0	0	0	0	-1	0	0	0	Alex Frolov	1	0	0	0	0	0	0	0	0
Brendan Morrison	1	0	0	0	0	-1	0	0	0	Marian Gaborik	1	0	0	0	0	0	0	0	0
David Moss	1	0	0	0	0	-1	0	0	0	Matt Gilroy	1	0	0	0	0	1	0	0	0
Cory Sarich	1	0	0	0	0	-1	0	0	0	Brandon Prust	1	0	0	0	0	1	0	0	0
Steve Staios	1	0	0	0	0	1	0	0	0	Michael Sauer	1	0	0	0	12	0	0	0	0
Alex Tanguay	1	0	0	0	0	1	0	0	0	Marc Staal	1	0	0	0	0	-1	0	0	0
TOTALS	1	1	2	3	16	0	0	0	0	TOTALS	1	2	2	4	16	0	1	0	0
Goaltenders	GP	MP	GA	EN	SO	SVS	AVG	SAVE %		Goaltenders	GP	MP	GA	EN	SO	SVS	AVG	SAVE %	
Mikha Kiprusoff (0-1-0-0)	1	59	2	0	0	22	2.03	91.7		Martin Biron (1-0-0-0)	1	60	1	0	0	31	1.00	96.9	
TOTALS	1	60	2	0	0	22	2.00	91.7		TOTALS	1	60	1	0	0	31	1.00	96.9	

POWERPLAY	HOME			ROAD			OVERALL			
	ADV	PPG	PCT	ADV	PPG	PCT	ADV	PPG	PP %	PK %
CALGARY	0	0	0.0	2	0	0.0	2	0	0.0	50.0
NY Rangers	0	0	0.0	2	1	50.0	2	1	50.0	100.0

ALL-TIME: 53-35-15-3: at Calgary 16-4-7-1; at Atlanta 13-7-3; at NY Rangers 24-24-5-2;
28-20-9-3 since Calgary; at Calgary 16-4-7-1; at NY Rangers 12-16-2-2

LAST WIN: in CALGARY Nov. 7, 2009 at NY Rangers Dec. 7, 2008



FLAMES vs. OTTAWA



DATE	TEAMS					ATTND.	WINNING GOAL			GOALTENDERS		
Jan. 14, 2011	CALGARY	3	AT	Ottawa	2	19984	Ales Kotalik			Karlsson - Elliott		
Feb. 9, 2011	Ottawa	2	AT	CALGARY	5	19289	Curtis Glencross			Lehner - Kiprusoff		

10-11	GP	W	L	OTL	SHOL	PTS	GF	GA	PPG	SHG	PEN	PIM
CALGARY	2	2	0	0	0	4	8	4	4	0	11	22
Ottawa	2	0	2	0	0	0	4	8	0	0	14	36

GOALS AND SHOTS BY PERIODS

	1st	2nd	3rd	OT	TOTALS	PCT
CALGARY	1-24	5-22	2-15	0-0	8-61	13.1
Ottawa	2-26	0-14	2-21	0-0	4-61	6.6

CALGARY	GP	G	A	PTS	PIM	+/-	PPG	SHG	ENG	OTTAWA	GP	G	A	PTS	PIM	+/-	PPG	SHG	EN
Anton Babchuk	2	1	4	5	2	2	1	0	0	Nick Foligno	2	1	1	2	0	-1	0	0	0
Tim Jackman	2	2	1	3	0	2	1	0	0	Chris Campoli	1	1	0	1	0	1	0	0	0
Olli Jokinen	2	1	2	3	0	-2	1	0	0	Chris Kelly	2	1	0	1	0	0	0	0	0
David Moss	2	2	0	2	2	2	0	0	0	Milan Michalek	2	1	0	1	0	2	0	0	0
Curtis Glencross	2	1	1	2	2	0	0	0	0	Erik Karlsson	2	0	1	1	0	1	0	0	0
Robyn Regehr	1	0	2	2	0	0	0	0	0	Filip Kuba	2	0	1	1	0	0	0	0	0
Jarome Iginla	2	0	2	2	0	-2	0	0	0	Jarkko Ruutu	2	0	1	1	4	0	0	0	0
Ales Kotalik	1	1	0	1	0	0	0	1	0	Daniel Alfredsson	1	0	0	0	4	1	0	0	0
Rene Bourque	2	0	1	1	2	0	0	0	0	Bobby Butler	1	0	0	0	2	-2	0	0	0
Niklas Hagman	2	0	1	1	0	2	0	0	0	Brian Elliott	1	0	0	0	0	0	0	0	0
Brendan Morrison	2	0	1	1	0	1	0	0	0	Alex Kovalev	1	0	0	0	10	0	0	0	0
Lance Bouma	1	0	0	0	0	-1	0	0	0	Brian Lee	1	0	0	0	0	-1	0	0	0
Henrik Karlsson	1	0	0	0	0	0	0	0	0	Robin Lehner	1	0	0	0	0	0	0	0	0
Mikko Kiprusoff	1	0	0	0	0	0	0	0	0	Corey Locke	1	0	0	0	0	-1	0	0	0
Tom Kostopoulos	1	0	0	0	0	0	0	0	0	Jason Spezza	1	0	0	0	2	1	0	0	0
Adam Pardy	1	0	0	0	4	1	0	0	0	Jesse Winchester	1	0	0	0	0	1	0	0	0
Alex Tanguay	1	0	0	0	0	-2	0	0	0	Matt Carkner	2	0	0	0	4	-1	0	0	0
Mikael Backlund	2	0	0	0	0	-1	0	0	0	Mike Fisher	2	0	0	0	0	-1	0	0	0
Jay Bouwmeester	2	0	0	0	2	-1	0	0	0	Sergei Gonchar	2	0	0	0	0	0	0	0	0
Mark Giordano	2	0	0	0	4	-2	0	0	0	Chris Neil	2	0	0	0	8	0	0	0	0
Brendan Mikkelson	2	0	0	0	2	0	0	0	0	Chris Phillips	2	0	0	0	0	0	0	0	0
Cory Sarich	2	0	0	0	2	0	0	0	0	Peter Regin	2	0	0	0	0	0	0	0	0
Matt Stajan	2	0	0	0	0	1	0	0	0	Ryan Shannon	2	0	0	0	0	1	0	0	0
TOTALS	2	8	15	23	22	0	4	0	0	Zack Smith	2	0	0	0	2	0	0	0	0

Goaltenders	GP	MP	GA	EN	SO	SVS	AVG	SAVE %	Goaltenders	GP	MP	GA	EN	SO	SVS	AVG	SAVE %
Henrik Karlsson (1-0-0-0)	1	60	2	0	0	33	2.00	94.3	Brian Elliott (0-1-0-0)	1	58	3	0	0	23	3.09	88.5
Mikko Kiprusoff (1-0-0-0)	1	60	2	0	0	24	2.00	92.3	Robin Lehner (0-1-0-0)	1	60	5	0	0	30	5.02	85.7
TOTALS	2	120	4	0	0	57	2.00	93.4	TOTALS	2	120	8	0	0	53	4.00	86.9

POWERPLAY	HOME			ROAD			OVERALL		
	ADV	PPG	PCT	ADV	PPG	PCT	ADV	PPG	PP %
CALGARY	5	3	60.0	5	1	20.0	10	4	40.0
Ottawa	3	0	0.0	5	0	0.0	8	0	0.0

ALL-TIME: 15-10-4-0: at Calgary 10-4-1-0; at Ottawa 5-6-3-0

LAST WIN: in CALGARY Feb. 9, 2011 in Ottawa Jan. 14, 2011



FLAMES vs. PHILADELPHIA



DATE	TEAMS				ATTND.	WINNING GOAL		GOALTENDERS		
Nov. 26, 2010	CALGARY	3	AT	Philadelphia	2 SHO	19872	Rene Bourque	Kiprusoff - Bobrovsky		

10-11	GP	W	L	OTL	SHOL	PTS	GF	GA	PPG	SHG	PEN	PIM
CALGARY	1	1	0	0	0	2	2	2	0	1	6	12
Philadelphia	1	0	0	0	1	1	2	2	0	0	3	6

GOALS AND SHOTS BY PERIODS

	1st	2nd	3rd	OT	TOTALS	PCT
CALGARY	0 - 9	1 - 8	1 - 12	0 - 1	2 - 30	6.7
Philadelphia	0 - 11	2 - 13	0 - 8	0 - 4	2 - 36	5.6

CALGARY	GP	G	A	PTS	PIM	+/-	PPG	SHG	ENG	PHILADELPHIA	GP	G	A	PTS	PIM	+/-	PPG	SHG	EN
Curtis Glencross	1	1	0	1	0	1	0	1	0	James van Riemsdyk	1	1	0	1	0	0	0	0	0
Steve Staios	1	1	0	1	0	1	0	0	0	Nikolay Zherdev	1	1	0	1	0	1	0	0	0
Jarome Iginla	1	0	1	1	0	0	0	0	0	Blair Betts	1	0	1	1	0	1	0	0	0
Alex Tanguay	1	0	1	1	0	1	0	0	0	Matt Carle	1	0	1	1	0	1	0	0	0
Anton Babchuk	1	0	0	0	0	-1	0	0	0	Mike Richards	1	0	1	1	0	0	0	0	0
Mikael Backlund	1	0	0	0	2	1	0	0	0	Sergei Bobrovsky	1	0	0	0	0	0	0	0	0
Rene Bourque	1	0	0	0	2	0	0	0	0	Danny Briere	1	0	0	0	0	0	0	0	0
Jay Bouwmeester	1	0	0	0	0	0	0	0	0	Jeff Carter	1	0	0	0	0	0	0	0	0
Craig Conroy	1	0	0	0	0	0	0	0	0	Braydon Coburn	1	0	0	0	0	1	0	0	0
Mark Giordano	1	0	0	0	4	1	0	0	0	Claude Giroux	1	0	0	0	0	-1	0	0	0
Niklas Hagman	1	0	0	0	2	-2	0	0	0	Scott Hartnell	1	0	0	0	0	0	0	0	0
Tim Jackman	1	0	0	0	0	-1	0	0	0	Ville Laine	1	0	0	0	2	-1	0	0	0
Olli Jokinen	1	0	0	0	0	-2	0	0	0	Andrej Meszaros	1	0	0	0	0	0	0	0	0
Mikika Kiprusoff	1	0	0	0	0	0	0	0	0	Andreas Nodl	1	0	0	0	0	0	0	0	0
Tom Kostopoulos	1	0	0	0	0	0	0	0	0	Sean O'Donnell	1	0	0	0	0	0	0	0	0
Brendan Mikkelsen	1	0	0	0	0	-1	0	0	0	Darroll Powe	1	0	0	0	0	-1	0	0	0
Brendan Morrison	1	0	0	0	0	1	0	0	0	Chris Pronger	1	0	0	0	2	-1	0	0	0
David Moss	1	0	0	0	0	0	0	0	0	Jody Shelley	1	0	0	0	2	1	0	0	0
Robyn Regehr	1	0	0	0	2	0	0	0	0	Kimmo Timonen	1	0	0	0	0	-1	0	0	0
TOTALS	1	2	2	4	12	-1	0	1	0	TOTALS	1	2	3	5	6	0	0	0	0
Goaltenders	GP	MP	GA	EN	SO	SVS	AVG	SAVE %		Goaltenders	GP	MP	GA	EN	SO	SVS	AVG	SAVE %	
Mikika Kiprusoff (1-0-0-0)	1	65	2	0	0	34	1.85	94.4		Sergei Bobrovsky (0-0-0-1)	1	65	2	0	0	28	1.86	93.3	
TOTALS	1	65	2	0	0	34	1.85	94.4		TOTALS	1	65	2	0	0	28	1.85	93.3	

POWERPLAY	HOME			ROAD			OVERALL			
	ADV	PPG	PCT	ADV	PPG	PCT	ADV	PPG	PP %	PK %
CALGARY	0	0	0.0	3	0	0.0	3	0	0.0	100.0
Philadelphia	0	0	0.0	6	0	0.0	6	0	0.0	100.0

SHOOT OUT: Nov. 26, 2010 CALGARY: 2 - 3 TANGUAY, HAGMAN (G), BOURQUE (G) Philadelphia: 1 - 3 Giroux (G), Briere, Richards

ALL-TIME: 42-53-12-1: at Calgary 15-14-2-0; at Atlanta 10-6-7; at Philadelphia 17-33-3-1;
27-29-4-1 since Calgary; at Calgary 15-14-2-0; at Philadelphia 12-15-2-1

LAST WIN: in CALGARY Mar. 22, 2001 in Philadelphia Nov. 26, 2010



FLAMES vs. PHOENIX



DATE	TEAMS				ATTND.	WINNING GOAL		GOALTENDERS			
Nov. 12, 2010	CALGARY	4	AT	Phoenix	5	1117	Vernon Fiddler	Kiprusoff - Bryzgalov			
Nov. 17, 2010	Phoenix	3	AT	CALGARY	1	19289	Martin Hanzal	Bryzgalov - Kiprusoff			
Mar. 10, 2011	CALGARY	0	AT	Phoenix	3	13003	Brett MacLean	Karlsson - Bryzgalov			
Mar. 15, 2011	Phoenix	4	AT	CALGARY	3	19289	Michal Rozsival	Bryzgalov - Kiprusoff			

10-11	GP	W	L	OTL	SHOL	PTS	GF	GA	PPG	SHG	PEN	PIM
CALGARY	4	0	4	0	0	0	8	15	2	0	15	44
Phoenix	4	4	0	0	0	8	15	8	1	0	17	37

GOALS AND SHOTS BY PERIODS

	1st	2nd	3rd	OT	TOTALS	PCT
CALGARY	2 - 41	1 - 53	5 - 47	0 - 0	8 - 141	5.7
Phoenix	1 - 40	7 - 45	7 - 29	0 - 0	15 - 114	13.2

CALGARY	GP	G	A	PTS	PIM	+/	PPG	SHG	ENG	PHOENIX	GP	G	A	PTS	PIM	+/	PPG	SHG	EN
Rene Bourque	4	2	3	5	0	-1	0	0	0	Vernon Fiddler	4	3	2	5	2	5	0	0	1
Alex Tanguay	4	2	0	2	2	-6	0	0	0	Lauri Korpikoski	4	1	4	5	2	6	0	0	1
Olli Jokinen	4	1	1	2	19	1	0	0	0	Adrian Aucoin	4	0	4	4	0	3	0	0	0
Brendan Morrison	2	0	2	2	0	-1	0	0	0	Keith Yandle	4	1	2	3	4	2	0	0	0
Matt Stajan	4	0	2	2	0	-2	0	0	0	Eric Belanger	4	2	0	2	2	5	0	0	0
Ian White	1	1	0	1	0	-2	1	0	0	Lee Stempniak	4	2	0	2	0	3	0	0	0
Mikael Backlund	4	1	0	1	0	-3	1	0	0	Shane Doan	2	1	1	2	0	3	0	0	1
Tim Jackman	4	1	0	1	0	-1	0	0	0	Martin Hanzal	2	1	1	2	2	-1	1	0	0
Stefan Meyer	2	0	1	1	0	1	0	0	0	Wojtek Wolski	2	1	1	2	2	1	0	0	0
Mikha Kiprusoff	3	0	1	1	0	0	0	0	0	Taylor Pyatt	4	0	2	2	0	4	0	0	0
Jay Bouwmeester	4	0	1	1	0	-3	0	0	0	Radim Vrbata	4	0	2	2	0	-2	0	0	0
Mark Giordano	4	0	1	1	4	-2	0	0	0	Brett MacLean	1	1	0	1	0	1	0	0	0
Jarome Iginla	4	0	1	1	2	-7	0	0	0	Michal Rozsival	2	1	0	1	2	4	0	0	0
Cory Sarich	4	0	1	1	0	0	0	0	0	Scottie Upshall	2	1	0	1	2	0	0	0	0
Steve Staios	4	0	1	1	2	-1	0	0	0	Mikkel Boedker	2	0	1	1	0	1	0	0	0
Lance Bouma	1	0	0	0	2	0	0	0	0	Andrew Ebbett	2	0	1	1	2	-2	0	0	0
Brett Carson	1	0	0	0	0	0	0	0	0	Ray Whitney	3	0	1	1	0	-1	0	0	0
Henrik Karlsson	1	0	0	0	0	0	0	0	0	Derek Morris	4	0	1	1	7	0	0	0	0
Brendan Mikkelson	1	0	0	0	0	0	0	0	0	Kyle Turris	4	0	1	1	2	1	0	0	0
Freddy Modin	1	0	0	0	0	-1	0	0	0	Oliver Ekman-Larsson	1	0	0	0	2	0	0	0	0
Anton Babchuk	2	0	0	0	0	-1	0	0	0	Rostislav Klesla	1	0	0	0	2	-1	0	0	0
Tom Kostopoulos	2	0	0	0	0	-2	0	0	0	Sami Lepisto	1	0	0	0	0	0	0	0	0
David Moss	3	0	0	0	0	-1	0	0	0	Petr Prucha	1	0	0	0	0	-1	0	0	0
Curtis Glencross	4	0	0	0	9	0	0	0	0	Garrett Stafford	1	0	0	0	0	0	0	0	0
Niklas Hagman	4	0	0	0	2	-5	0	0	0	Nolan Yankman	1	0	0	0	0	1	0	0	0
Robyn Regehr	4	0	0	0	2	-5	0	0	0	Ed Jovanovski	2	0	0	0	0	2	0	0	0
TOTALS	4	8	15	23	44	-42	2	0	0	Paul Bissonnette	3	0	0	0	0	0	0	0	0
Goaltenders	GP	MP	GA	EN	SO	SVS	AVG	SAVE %		David Schlemko	3	0	0	0	4	5	0	0	0
Henrik Karlsson (0-1-0-0)	1	60	2	1	0	29	2.01	93.5		Ilya Bryzgalov	4	0	0	0	0	0	0	0	0
Mikha Kiprusoff (0-3-0-0)	3	177	10	2	0	70	3.39	87.5		TOTALS	4	15	24	39	37	39	1	0	3
TOTALS	4	240	12	3	0	99	3.75	86.8											

POWERPLAY	HOME			ROAD			OVERALL			
	ADV	PPG	PCT	ADV	PPG	PCT	ADV	PPG	PP %	PK %
CALGARY	4	1	25.0	7	1	14.3	11	2	18.2	90.0
Phoenix	8	1	12.5	2	0	0.0	10	1	10.0	81.8

ALL-TIME: 76-65-20-4: at Calgary 43-28-9-1; at Atlanta 2-0-0-0; at Phoenix 11-12-2-3; at Winnipeg 20-25-9; 72-65-20-4 since Calgary; at Calgary 43-28-9-1; at Phoenix 11-12-2-3; at Winnipeg 18-25-9

LAST WIN: in CALGARY Mar. 31, 2008 in Phoenix Feb. 14, 2009



FLAMES vs. PITTSBURGH



DATE	TEAMS				ATTND.	WINNING GOAL	GOALTENDERS		
Nov. 27, 2010	CALGARY	1	AT	Pittsburgh	4	18317	Sidney Crosby	Kiprusoff - Johnson	

10-11	GP	W	L	OTL	SHOL	PTS	GF	GA	PPG	SHG	PEN	PIM
CALGARY	1	0	1	0	0	0	1	4	0	0	5	13
Pittsburgh	1	1	0	0	0	2	4	1	1	1	6	15

GOALS AND SHOTS BY PERIODS

	1st	2nd	3rd	OT	TOTALS	PCT
CALGARY	0 - 6	0 - 11	1 - 14	0 - 0	1 - 31	3.2
Pittsburgh	0 - 24	2 - 12	2 - 7	0 - 0	4 - 43	9.3

CALGARY	GP	G	A	PTS	PIM	+/-	PPG	SHG	ENG	PITTSBURGH	GP	G	A	PTS	PIM	+/-	PPG	SHG	ENG
Rene Bourque	1	1	0	1	0	-1	0	0	0	Sidney Crosby	1	3	0	3	0	2	1	1	1
Jay Bouwmeester	1	0	1	1	0	-1	0	0	0	Kris Letang	1	0	3	3	2	1	0	0	0
Alex Tanguay	1	0	1	1	0	0	0	0	0	Brooks Orpik	1	0	2	2	0	2	0	0	0
Anton Babchuk	1	0	0	0	2	0	0	0	0	Arron Asham	1	1	0	1	0	1	0	0	0
Mikael Backlund	1	0	0	0	0	1	0	0	0	Chris Kunitz	1	0	1	1	0	1	0	0	0
Mark Giordano	1	0	0	0	0	-2	0	0	0	Paul Martin	1	0	1	1	0	0	0	0	0
Curtis Glenross	1	0	0	0	0	-1	0	0	0	Craig Adams	1	0	0	0	0	2	0	0	0
Niklas Hagman	1	0	0	0	0	-2	0	0	0	Chris Conner	1	0	0	0	0	-1	0	0	0
Jarome Iginla	1	0	0	0	2	-1	0	0	0	Matt Cooke	1	0	0	0	0	0	0	0	0
Tim Jackman	1	0	0	0	5	0	0	0	0	Pascal Dupuis	1	0	0	0	2	0	0	0	0
Olli Jokinen	1	0	0	0	0	-1	0	0	0	Deryk Engelland	1	0	0	0	9	0	0	0	0
Miikka Kiprusoff	1	0	0	0	0	0	0	0	0	Alex Goligoski	1	0	0	0	0	0	0	0	0
Tom Kostopoulos	1	0	0	0	0	-1	0	0	0	Brent Johnson	1	0	0	0	0	0	0	0	0
Brendan Mikkelsen	1	0	0	0	0	0	0	0	0	Tyler Kennedy	1	0	0	0	0	-1	0	0	0
Brendan Morrison	1	0	0	0	0	0	0	0	0	Mark Letestu	1	0	0	0	0	-1	0	0	0
David Moss	1	0	0	0	0	-1	0	0	0	Evgeni Malkin	1	0	0	0	0	1	0	0	0
Robyn Regehr	1	0	0	0	0	-1	0	0	0	Zbynek Michalek	1	0	0	0	2	1	0	0	0
Steve Staios	1	0	0	0	0	0	0	0	0	Michael Rupp	1	0	0	0	0	1	0	0	0
Matt Stajan	1	0	0	0	2	0	0	0	0	Maxime Talbot	1	0	0	0	0	0	0	0	0
Bench					2					TOTALS	1	4	7	11	15	9	1	1	1
TOTALS	1	1	2	3	13	-11	0	0	0	Goaltenders	GP	MP	GA	EN	SO	SVS	AVG	SAVE %	
Goaltenders	GP	MP	GA	EN	SO	SVS	AVG	SAVE %		Goaltenders	GP	MP	GA	EN	SO	SVS	AVG	SAVE %	
Miikka Kiprusoff (0-1-0-0)	1	59	3	1	0	39	3.07	92.9		Brent Johnson (1-0-0-0)	1	60	1	0	0	30	1.00	96.8	
TOTALS	1	60	3	1	0	39	4.00	90.7		TOTALS	1	60	1	0	0	30	1.00	96.8	

POWERPLAY	HOME			ROAD			OVERALL			
	ADV	PPG	PCT	ADV	PPG	PCT	ADV	PPG	PP %	PK %
CALGARY	0	0	0.0	4	0	0.0	4	0	0.0	66.7
Pittsburgh	0	0	0.0	3	1	33.3	3	1	33.3	100.0

ALL-TIME: 38-38-18-1: at Calgary 17-7-6-1; at Atlanta 10-5-2; at Pittsburgh 11-26-10-0;
23-26-10-1 since Calgary; at Calgary 17-7-6-1; at Pittsburgh 6-19-4-0

LAST WIN: in CALGARY Dec. 7, 2003 in Pittsburgh Dec. 3, 2005



FLAMES vs. SAN JOSE



DATE	TEAMS				ATTND.	WINNING GOAL		GOALTENDERS			
Oct. 24, 2010	San Jose	0	AT	CALGARY	4	19289	Rene Bourque	Niemi / Nittymaki - Kiprusoff			
Nov. 13, 2010	CALGARY	3	AT	San Jose	4	17562	Logan Couture	Kiprusoff - Niemi			
Feb. 25, 2011	San Jose	4	AT	CALGARY	3 SHO	19289	Ryane Clowe	Niemi - Kiprusoff			
Mar. 23, 2011	CALGARY	3	AT	San Jose	6	17562	Patrick Marleau	Kiprusoff - Niemi			

10-11	GP	W	L	OTL	SHOL	PTS	GF	GA	PPG	SHG	PEN	PIM
CALGARY	4	1	2	0	1	3	13	13	3	0	15	47
San Jose	4	3	1	0	0	6	13	13	2	0	23	69

GOALS AND SHOTS BY PERIODS

	1st	2nd	3rd	OT	TOTALS	PCT
CALGARY	7 - 36	4 - 40	2 - 32	0 - 2	13 - 110	11.8
San Jose	7 - 49	3 - 49	3 - 33	0 - 2	13 - 133	9.8

CALGARY	GP	G	A	PTS	PIM	+/	PPG	SHG	ENG	SAN JOSE	GP	G	A	PTS	PIM	+/	PPG	SHG	EN
Alex Tanguay	4	0	5	5	2	2	0	0	0	Joe Pavelski	4	1	5	6	4	2	0	0	0
Jarome Iginla	4	3	1	4	0	0	1	0	0	Ryane Clowe	4	2	3	5	19	1	0	0	0
Rene Bourque	4	3	0	3	0	-2	1	0	0	Logan Couture	4	2	3	5	2	4	0	0	0
Mark Giordano	4	1	2	3	0	0	1	0	0	Patrick Marleau	4	2	1	3	0	-1	1	0	0
Niklas Hagman	3	1	1	2	0	1	0	0	0	Torrey Mitchell	4	2	0	2	4	0	0	0	0
Ian White	2	0	2	2	0	-2	0	0	0	Devin Setoguchi	4	1	1	2	0	-2	0	0	0
Brendan Morrison	3	0	2	2	0	0	0	0	0	Joe Thornton	4	1	1	2	0	0	1	0	0
Olli Jokinen	4	0	2	2	4	0	0	0	0	Dan Boyle	3	0	2	2	2	1	0	0	0
Matt Stajan	4	0	2	2	2	0	0	0	0	Jamal Mayers	4	0	2	2	17	1	0	0	0
Anton Babchuk	2	1	0	1	2	0	0	0	0	Andrew Desjardins	1	1	0	1	0	1	0	0	0
Craig Conroy	2	1	0	1	2	0	0	0	0	Kyle Wellwood	2	1	0	1	0	0	0	0	0
David Moss	2	1	0	1	0	2	0	0	0	Justin Braun	2	0	1	1	0	2	0	0	0
Jay Bouwmeester	4	1	0	1	0	2	0	0	0	Ben Eager	2	0	1	1	5	0	0	0	0
Cory Sarich	4	1	0	1	14	-1	0	0	0	Jason Demers	4	0	1	1	0	-3	0	0	0
Ales Kotalik	1	0	1	1	0	0	0	0	0	Dany Heatley	4	0	1	1	10	-1	0	0	0
Stefan Meyer	1	0	1	1	0	1	0	0	0	Douglas Murray	4	0	1	1	0	1	0	0	0
Tom Kostopoulos	2	0	1	1	0	-2	0	0	0	Antero Nittymaki	1	0	0	0	2	0	0	0	0
Steve Staios	2	0	1	1	0	-1	0	0	0	Kent Huskins	2	0	0	0	0	1	0	0	0
Tim Jackman	4	0	1	1	15	2	0	0	0	Jamie McGinn	2	0	0	0	0	-1	0	0	0
Robyn Regehr	4	0	1	1	2	2	0	0	0	Scott Nichol	2	0	0	0	0	0	0	0	0
Lance Bouma	1	0	0	0	0	-1	0	0	0	Ian White	2	0	0	0	2	1	0	0	0
Greg Nemisz	1	0	0	0	0	-2	0	0	0	John McCarthy	3	0	0	0	0	-1	0	0	0
Brendan Mikkelson	2	0	0	0	0	-2	0	0	0	Niclas Wallin	3	0	0	0	2	0	0	0	0
Mikael Backlund	4	0	0	0	0	-1	0	0	0	Antti Niemi	4	0	0	0	0	0	0	0	0
Curtis Glenross	4	0	0	0	2	-2	0	0	0	Marc-Edouard Vlasic	4	0	0	0	0	-1	0	0	0
Mikko Kiprusoff	4	0	0	0	0	0	0	0	0	TOTALS	4	13	23	36	69	5	2	0	0
Bench					2														
TOTALS	4	13	23	36	47	-4	3	0	0										
Goaltenders	GP	MP	GA	EN	SO	SVS	AVG	SAVE %		Goaltenders	GP	MP	GA	EN	SO	SVS	AVG	SAVE %	
Mikko Kiprusoff (1-2-0-1)	4	244	13	0	1	120	3.20	90.2		Antero Nittymaki (0-0-0-0)	1	51	1	0	0	24	1.17	96.0	
										Antti Niemi (3-1-0-0)	4	194	12	0	0	73	3.72	85.9	
TOTALS	4	245	13	0	1	120	3.18	90.2		TOTALS	4	245	13	0	0	97	3.18	88.2	

POWERPLAY	HOME			ROAD			OVERALL			
	ADV	PPG	PCT	ADV	PPG	PCT	ADV	PPG	PP %	PK %
CALGARY	9	1	11.1	8	2	25.0	17	3	17.6	81.8
San Jose	4	0	0.0	7	2	28.6	11	2	18.2	82.4

ALL-TIME: 47-33-8-2: at Calgary 25-14-4-1; at San Jose 22-19-4-1

LAST WIN: in CALGARY Oct. 24, 2010 in San Jose Dec. 5, 2009



FLAMES vs. ST. LOUIS



DATE	TEAMS					ATTND.	WINNING GOAL	GOALTENDERS
Jan. 26, 2011	St Louis	1	AT	CALGARY	4	19289	David Moss	Conklin - Kiprusoff
Feb. 27, 2011	St Louis	0	AT	CALGARY	1	19289	David Moss	Bishop - Kiprusoff
Mar. 1, 2011	CALGARY	6	AT	St Louis	0	19150	Alex Tanguay	Kiprusoff - Bishop
Apr. 1, 2011	CALGARY	3	AT	St Louis	2	19150	Jarome Iginla	Kiprusoff - Halak

10-11	GP	W	L	OTL	SHOL	PTS	GF	GA	PPG	SHG	PEN	PIM
CALGARY	4	4	0	0	0	8	14	3	4	0	13	29
St Louis	4	0	4	0	0	0	3	14	1	0	18	41

GOALS AND SHOTS BY PERIODS

	1st	2nd	3rd	OT	TOTALS	PCT
CALGARY	2 - 38	3 - 29	9 - 28	0 - 0	14 - 95	14.7
St Louis	1 - 35	1 - 29	1 - 44	0 - 0	3 - 108	2.8

CALGARY	GP	G	A	PTS	PIM	+	PPG	SHG	ENG	ST. LOUIS	GP	G	A	PTS	PIM	+	PPG	SHG	EN
Jarome Iginla	4	5	2	7	0	7	0	0	1	David Backes	4	1	1	2	2	-2	0	0	0
Alex Tanguay	4	2	5	7	0	8	0	0	0	Kevin Shattenkirk	3	0	2	2	4	-1	0	0	0
David Moss	3	4	1	5	0	2	3	0	0	Philip McRae	1	1	0	1	0	0	0	0	0
Brendan Morrison	3	0	4	4	0	5	0	0	0	Matt D'Agostini	4	1	0	1	2	-1	1	0	0
Mark Giordano	4	0	3	3	0	3	0	0	0	Jay McClement	1	0	1	1	0	0	0	0	0
Olli Jokinen	4	0	2	2	0	1	0	0	0	Brad Boyes	2	0	1	1	0	-1	0	0	0
Adam Pardy	1	1	0	1	0	1	0	0	0	TJ Oshie	4	0	1	1	0	-2	0	0	0
Niklas Hagman	3	1	0	1	0	1	0	0	0	Eric Brewer	1	0	0	0	2	-1	0	0	0
Robyn Regehr	4	1	0	1	2	0	1	0	0	Ty Conklin	1	0	0	0	0	0	0	0	0
Daymond Langkow	1	0	1	1	0	2	0	0	0	Adam Cracknell	1	0	0	0	0	0	0	0	0
Anton Babchuk	4	0	1	1	2	5	0	0	0	Stefan Della Rovere	1	0	0	0	0	0	0	0	0
Mikael Backlund	4	0	1	1	2	0	0	0	0	Jaroslav Halak	1	0	0	0	0	0	0	0	0
Rene Bourque	4	0	1	1	2	0	0	0	0	Erik Johnson	1	0	0	0	0	0	0	0	0
Lance Bouma	1	0	0	0	0	0	0	0	0	Ben Bishop	2	0	0	0	0	0	0	0	0
Brett Carson	1	0	0	0	0	1	0	0	0	Nikita Nikitin	2	0	0	0	2	1	0	0	0
Greg Nemisz	1	0	0	0	0	0	0	0	0	Chris Porter	2	0	0	0	0	-1	0	0	0
Steve Staios	2	0	0	0	0	3	0	0	0	Ryan Reaves	2	0	0	0	2	0	0	0	0
Jay Bouwmeester	4	0	0	0	2	1	0	0	0	Brad Winchester	2	0	0	0	0	0	0	0	0
Curtis Glencross	4	0	0	0	2	-1	0	0	0	Carlo Colaiacovo	3	0	0	0	0	-2	0	0	0
Tim Jackman	4	0	0	0	2	-1	0	0	0	Barret Jackman	3	0	0	0	8	-4	0	0	0
Mikikka Kiprusoff	4	0	0	0	0	0	0	0	0	Cam Janssen	3	0	0	0	7	0	0	0	0
Tom Kostopoulos	4	0	0	0	9	-1	0	0	0	Andy McDonald	3	0	0	0	0	-3	0	0	0
Cory Sarich	4	0	0	0	4	2	0	0	0	Vladimir Sobotka	3	0	0	0	0	-1	0	0	0
Matt Stajan	4	0	0	0	0	0	0	0	0	Chris Stewart	3	0	0	0	2	-4	0	0	0
Bench					2					Tyson Strachan	3	0	0	0	0	-1	0	0	0
TOTALS	4	14	21	35	29	39	4	0	1	Patrik Berglund	4	0	0	0	0	-6	0	0	0
										BJ Crombeen	4	0	0	0	4	-1	0	0	0
Goaltenders	GP	MP	GA	EN	SO	SVS	AVG	SAVE %		Alex Pietrangelo	4	0	0	0	0	-4	0	0	0
Mikikka Kiprusoff (4-0-0-0)	4	240	3	0	2	105	0.75	97.2		Roman Polak	4	0	0	0	4	-3	0	0	0
										Alexander Steen	4	0	0	0	2	-3	0	0	0
TOTALS	4	240	3	0	2	105	0.75	97.2		TOTALS	4	3	6	9	41	-40	1	0	0

POWERPLAY	HOME			ROAD			OVERALL			
	ADV	PPG	PCT	ADV	PPG	PCT	ADV	PPG	PP %	PK %
CALGARY	7	2	28.6	9	2	22.2	16	4	25.0	90.0
St Louis	5	0	0.0	5	1	20.0	10	1	10.0	75.0

ALL-TIME: 71-61-14-4; at Calgary 28-21-2-3; at Atlanta 10-7-3; at St Louis 33-33-9-1;
52-46-8-4 since Calgary; at Calgary 28-21-2-3; at St Louis 24-25-6-1

LAST WIN: in CALGARY Feb. 27, 2011 in St Louis Apr. 1, 2011



FLAMES vs. TAMPA BAY



DATE	TEAMS				ATTND.	WINNING GOAL	GOALTENDERS			
Dec. 7, 2010	Tampa Bay	2	AT	CALGARY	4	19289	Rene Bourque	Ellis - Kiprusoff		

10-11	GP	W	L	OTL	SHOL	PTS	GF	GA	PPG	SHG	PEN	PIM
CALGARY	1	1	0	0	0	2	4	2	1	0	2	4
Tampa Bay	1	0	1	0	0	0	2	4	0	0	4	8

GOALS AND SHOTS BY PERIODS

	1st	2nd	3rd	OT	TOTALS	PCT
CALGARY	2 - 7	1 - 6	1 - 6	0 - 0	4 - 19	21.1
Tampa Bay	0 - 10	2 - 7	0 - 7	0 - 0	2 - 24	8.3

CALGARY	GP	G	A	PTS	PIM	+/-	PPG	SHG	ENG	TAMPA BAY	GP	G	A	PTS	PIM	+/-	PPG	SHG	EN
Rene Bourque	1	1	2	3	0	1	0	0	0	Johan Harju	1	1	0	1	0	1	0	0	0
Jarome Iginla	1	1	0	1	0	0	1	0	0	Ryan Malone	1	1	0	1	0	-2	0	0	0
Tom Kostopoulos	1	1	0	1	0	1	0	0	0	Victor Hedman	1	0	1	1	0	0	0	0	0
Cory Sarich	1	1	0	1	0	1	0	0	0	Randy Jones	1	0	1	1	0	-1	0	0	0
Mikael Backlund	1	0	1	1	0	1	0	0	0	Pavel Kubina	1	0	1	1	2	0	0	0	0
Jay Bouwmeester	1	0	1	1	2	-1	0	0	0	Nate Thompson	1	0	1	1	2	0	0	0	0
Mark Giordano	1	0	1	1	0	1	0	0	0	Sean Bergenheim	1	0	0	0	0	-1	0	0	0
Curtis Glencross	1	0	1	1	0	0	0	0	0	Brett Clark	1	0	0	0	2	-1	0	0	0
Brendan Morrison	1	0	1	1	0	0	0	0	0	Dan Ellis	1	0	0	0	0	0	0	0	0
Adam Pardy	1	0	1	1	0	1	0	0	0	Simon Gagne	1	0	0	0	0	0	0	0	0
Anton Babchuk	1	0	0	0	0	0	0	0	0	Adam Hall	1	0	0	0	2	0	0	0	0
Niklas Hagman	1	0	0	0	0	0	0	0	0	Mike Lundin	1	0	0	0	0	0	0	0	0
Tim Jackman	1	0	0	0	0	0	0	0	0	Dominic Moore	1	0	0	0	0	-2	0	0	0
Olli Jokinen	1	0	0	0	0	0	0	0	0	Mattias Ohlund	1	0	0	0	0	0	0	0	0
Miikka Kiprusoff	1	0	0	0	0	0	0	0	0	Teddy Purcell	1	0	0	0	0	-1	0	0	0
Ales Kotalik	1	0	0	0	0	0	0	0	0	Mattias Ritola	1	0	0	0	0	1	0	0	0
Robyn Regehr	1	0	0	0	2	0	0	0	0	Martin St Louis	1	0	0	0	0	0	0	0	0
Matt Stajan	1	0	0	0	0	0	0	0	0	Steven Stamkos	1	0	0	0	0	0	0	0	0
Alex Tanguay	1	0	0	0	0	0	0	0	0	Dana Tyrell	1	0	0	0	0	1	0	0	0
TOTALS	1	4	8	12	4	5	1	0	0	TOTALS	1	2	4	6	8	-5	0	0	0
Goaltenders	GP	MP	GA	EN	SO	SVS	AVG	SAVE %		Goaltenders	GP	MP	GA	EN	SO	SVS	AVG	SAVE %	
Miikka Kiprusoff (1-0-0-0)	1	60	2	0	0	22	2.00	91.7		Dan Ellis (0-1-0-0)	1	58	4	0	0	15	4.12	78.9	
TOTALS	1	60	2	0	0	22	2.00	91.7		TOTALS	1	60	4	0	0	15	4.00	78.9	

POWERPLAY	HOME			ROAD			OVERALL			
	ADV	PPG	PCT	ADV	PPG	PCT	ADV	PPG	PP %	PK %
CALGARY	4	1	25.0	0	0	0.0	4	1	25.0	100.0
Tampa Bay	2	0	0.0	0	0	0.0	2	0	0.0	75.0

ALL-TIME: 12-10-1-2: at Calgary 7-5-0-1; at Tampa Bay 5-5-1-1

LAST WIN: in CALGARY Dec. 7, 2010 in Tampa Bay Dec. 13, 2007



FLAMES vs. TORONTO



DATE	TEAMS					ATTND.	WINNING GOAL			GOALTENDERS		
Dec. 16, 2010	Toronto	2	AT	CALGARY	5	19289	Olli Jokinen			Giguere / Gustavsson - Kiprusoff		
Jan. 15, 2011	CALGARY	2	AT	Toronto	1 SHO	19462	Olli Jokinen			Kiprusoff - Giguere		

10-11	GP	W	L	OTL	SHOL	PTS	GF	GA	PPG	SHG	PEN	PIM
CALGARY	2	2	0	0	0	4	6	3	2	0	5	10
Toronto	2	0	1	0	1	1	3	6	1	0	7	14

GOALS AND SHOTS BY PERIODS

	1st	2nd	3rd	OT	TOTALS	PCT
CALGARY	1 - 20	3 - 26	2 - 16	0 - 4	6 - 66	9.1
Toronto	1 - 10	0 - 13	2 - 26	0 - 3	3 - 52	5.8

CALGARY	GP	G	A	PTS	PIM	+/-	PPG	SHG	ENG	TORONTO	GP	G	A	PTS	PIM	+/-	PPG	SHG	EN
Niklas Hagman	2	1	3	4	0	2	1	0	0	Mikhail Grabovski	2	2	0	2	6	2	1	0	0
Olli Jokinen	2	1	2	3	0	1	1	0	0	Nikolai Kulemin	2	1	1	2	4	2	0	0	0
Matt Stajan	2	1	1	2	0	0	0	0	0	Clarke MacArthur	2	0	2	2	0	2	0	0	0
Mikael Backlund	2	1	0	1	0	1	0	0	0	Kris Versteeg	1	0	1	1	0	-1	0	0	0
Rene Bourque	2	1	0	1	2	1	0	0	0	Francois Beauchemin	2	0	1	1	0	-1	0	0	0
Alex Tanguay	2	1	0	1	0	-1	0	0	0	Keith Aulie	1	0	0	0	2	0	0	0	0
Curtis Glencross	1	0	1	1	2	1	0	0	0	Darryl Boyce	1	0	0	0	0	0	0	0	0
Anton Babchuk	2	0	1	1	0	1	0	0	0	Joey Crabb	1	0	0	0	0	0	0	0	0
Mark Giordano	2	0	1	1	0	0	0	0	0	Carl Gunnarsson	1	0	0	0	0	0	0	0	0
Jarome Iginla	2	0	1	1	0	-1	0	0	0	Jonas Gustavsson	1	0	0	0	0	0	0	0	0
Brendan Morrison	2	0	1	1	0	1	0	0	0	Nazem Kadri	1	0	0	0	0	-1	0	0	0
Tom Kostopoulos	1	0	0	0	0	0	0	0	0	Mike Komisarek	1	0	0	0	0	0	0	0	0
Brendan Mikkelsen	1	0	0	0	0	0	0	0	0	John Mitchell	1	0	0	0	0	-2	0	0	0
Robyn Regehr	1	0	0	0	0	0	0	0	0	Marcel Mueller	1	0	0	0	0	0	0	0	0
Jay Bouwmeester	2	0	0	0	0	-1	0	0	0	Fredrik Sjostrom	1	0	0	0	0	-1	0	0	0
Tim Jackman	2	0	0	0	0	0	0	0	0	Colby Armstrong	2	0	0	0	0	-1	0	0	0
Mikha Kiprusoff	2	0	0	0	0	0	0	0	0	Tyler Bozak	2	0	0	0	0	-2	0	0	0
Ales Kotalik	2	0	0	0	2	1	0	0	0	Tim Brent	2	0	0	0	0	-1	0	0	0
David Moss	2	0	0	0	0	0	0	0	0	Jean-Sebastien Giguere	2	0	0	0	2	0	0	0	0
Adam Pardy	2	0	0	0	2	2	0	0	0	Tomas Kaberle	2	0	0	0	0	-1	0	0	0
Cory Sarich	2	0	0	0	0	2	0	0	0	Phil Kessel	2	0	0	0	0	-2	0	0	0
Bench					2					Brett Lebda	2	0	0	0	0	-2	0	0	0
TOTALS	2	6	11	17	10	10	2	0	0	Colton Orr	2	0	0	0	0	0	0	0	0
Goaltenders	GP	MP	GA	EN	SO	SVS	AVG	SAVE %		Dion Phaneuf	2	0	0	0	0	1	0	0	0
Mikha Kiprusoff (2-0-0-0)	2	125	3	0	0	49	1.44	94.2		Luke Schenn	2	0	0	0	0	-2	0	0	0
TOTALS	2	125	3	0	0	49	1.44	94.2		TOTALS	2	3	5	8	14	-10	1	0	0
Goaltenders	GP	MP	GA	EN	SO	SVS	AVG	SAVE %		Goaltenders	GP	MP	GA	EN	SO	SVS	AVG	SAVE %	
Jean-Sebastien Giguere (0-1-0-1)	2	104	5	0	0	52	2.89	91.2		Jean-Sebastien Giguere (0-1-0-1)	2	104	5	0	0	52	2.89	91.2	
Jonas Gustavsson (0-0-0-0)	1	20	1	0	0	8	3.00	88.9		Jonas Gustavsson (0-0-0-0)	1	20	1	0	0	8	3.00	88.9	
TOTALS	2	125	6	0	0	60	2.88	90.9		TOTALS	2	125	6	0	0	60	2.88	90.9	

POWERPLAY	HOME			ROAD			OVERALL		
	ADV	PPG	PCT	ADV	PPG	PCT	ADV	PPG	PP %
CALGARY	3	2	66.7	3	0	0.0	6	2	33.3
Toronto	1	0	0.0	3	1	33.3	4	1	25.0

PENALTY SHOT: Calgary: Jarome Iginla, unsuccessful vs. Jonas Gustavsson, Dec. 16, 2010 at 18:29 of the 3rd period
SHOOT OUT: Jan. 15, 2011 CALGARY: 3 - 4 BOURQUE, TANGUAY (G), KOTALIK (G), JOKINEN (G) Toronto: 2 - 4 Bozak (G), Kessel, Armstrong (G), Grabovski

ALL-TIME: 58-51-12-1: at Calgary 28-14-4-0; at Atlanta 10-8-1; at Toronto 20-29-7-1;
 42-33-9-1 since Calgary; at Calgary 28-14-4-0; at Toronto 14-19-5-1

LAST WIN: in CALGARY Dec. 16, 2010 in Toronto Jan. 15, 2011



FLAMES vs. VANCOUVER



DATE	TEAMS				ATTND.	WINNING GOAL		GOALTENDERS		
Dec. 1, 2010	Vancouver	7	AT	CALGARY	2	19289	Daniel Sedin	Luongo - Kiprusoff		
Jan. 5, 2011	CALGARY	1	AT	Vancouver	3	18860	Kevin Bieksa	Kiprusoff - Luongo		
Jan. 22, 2011	CALGARY	4	AT	Vancouver	3 SHO	18860	Alex Tanguay	Kiprusoff - Luongo		
Feb. 12, 2011	CALGARY	2	AT	Vancouver	4	18860	Mikael Samuelsson	Kiprusoff - Luongo		
Mar. 12, 2011	Vancouver	4	AT	CALGARY	3	19289	Daniel Sedin	Luongo - Kiprusoff		
Apr. 9, 2011	Vancouver	3	AT	CALGARY	2 OT	19289	Christian Ehrhoff	Schneider - Karlsson		

10-11	GP	W	L	OTL	SHOL	PTS	GF	GA	PPG	SHG	PEN	PIM
CALGARY	6	1	4	1	0	3	13	24	3	0	30	77
Vancouver	6	5	0	0	1	11	24	13	8	2	30	66

GOALS AND SHOTS BY PERIODS

	1st	2nd	3rd	OT	TOTALS	PCT
CALGARY	5 - 57	6 - 71	2 - 53	0 - 1	13 - 182	7.1
Vancouver	7 - 72	8 - 63	8 - 61	1 - 9	24 - 205	11.7

CALGARY	GP	G	A	PTS	PIM	+/-	PPG	SHG	ENG	VANCOUVER	GP	G	A	PTS	PIM	+/-	PPG	SHG	EN
Tim Jackman	6	4	1	5	11	2	0	0	0	Alexandre Burrows	6	5	4	9	4	7	1	0	1
Jarome Iginla	6	1	4	5	6	-5	1	0	0	Daniel Sedin	6	4	5	9	4	5	2	0	0
Mikael Backlund	6	2	2	4	2	0	1	0	0	Ryan Kesler	6	4	3	7	4	4	2	1	0
Matt Stajan	6	1	3	4	6	1	0	0	0	Mason Raymond	6	3	4	7	2	4	1	1	0
Alex Tanguay	5	1	2	3	0	-5	0	0	0	Christian Ehrhoff	6	1	5	6	2	6	0	0	0
Mark Giordano	6	0	3	3	4	0	0	0	0	Henrik Sedin	6	0	6	6	4	4	0	0	0
Curtis Glencross	6	2	0	2	15	-2	0	0	0	Alexander Edler	4	2	2	4	2	7	0	0	0
Brendan Morrison	4	1	1	2	0	0	1	0	0	Mikael Samuelsson	6	2	2	4	2	0	1	0	0
Cory Sarich	6	0	2	2	0	3	0	0	0	Kevin Bieksa	5	1	2	3	9	2	0	0	0
David Moss	5	1	0	1	2	-1	0	0	0	Manny Malhotra	5	0	3	3	2	2	0	0	0
Adam Pardy	2	0	1	1	0	2	0	0	0	Dan Hamhuis	5	1	1	2	6	0	1	0	0
Anton Babchuk	6	0	1	1	2	1	0	0	0	Jeff Tambellini	6	1	1	2	2	0	0	0	0
Tom Kostopoulos	6	0	1	1	7	2	0	0	0	Raffi Torres	5	0	2	2	2	-1	0	0	0
Brett Carson	1	0	0	0	0	-2	0	0	0	Andrew Alberts	3	0	1	1	2	-2	0	0	0
Henrik Karlsson	1	0	0	0	0	0	0	0	0	Aaron Rome	3	0	1	1	0	1	0	0	0
Ales Kotalik	1	0	0	0	0	0	0	0	0	Roberto Luongo	5	0	1	1	0	0	0	0	0
Daymond Langkow	1	0	0	0	0	0	0	0	0	Jannik Hansen	6	0	1	1	2	-3	0	0	0
Lance Bouma	2	0	0	0	0	1	0	0	0	Alexandre Bolduc	1	0	0	0	0	-1	0	0	0
Brendan Mikkelson	2	0	0	0	0	-2	0	0	0	Victor Oreskovich	1	0	0	0	0	0	0	0	0
Steve Staios	3	0	0	0	2	1	0	0	0	Joel Perrault	1	0	0	0	0	-1	0	0	0
Niklas Hagman	4	0	0	0	0	1	0	0	0	Cory Schneider	1	0	0	0	0	0	0	0	0
Miikka Kiprusoff	5	0	0	0	0	0	0	0	0	Aaron Valpatti	1	0	0	0	0	-1	0	0	0
Rene Bourque	6	0	0	0	2	-6	0	0	0	Chris Higgins	2	0	0	0	4	-1	0	0	0
Jay Bouwmeester	6	0	0	0	6	-8	0	0	0	Maxim Lapierre	2	0	0	0	2	-1	0	0	0
Olli Jokinen	6	0	0	0	6	-8	0	0	0	Sami Salo	3	0	0	0	2	-1	0	0	0
Robyn Regehr	6	0	0	0	2	-5	0	0	0	Christopher Tanev	3	0	0	0	0	-2	0	0	0
Bench					4					Keith Ballard	5	0	0	0	2	1	0	0	0
TOTALS	6	13	21	34	77	-30	3	0	0	Tanner Glass	5	0	0	0	7	-2	0	0	0

Goaltenders	GP	MP	GA	EN	SO	SVS	AVG	SAVE %	Goaltenders	GP	MP	GA	EN	SO	SVS	AVG	SAVE %
Henrik Karlsson (10-0-1-0)	1	63	3	0	0	36	2.88	92.3	Cory Schneider (1-0-0-0)	1	63	2	0	0	34	1.91	94.4
Miikka Kiprusoff (1-4-0-0)	5	301	20	1	0	145	3.98	87.9	Roberto Luongo (4-0-0-1)	5	305	11	0	0	135	2.17	92.5
TOTALS	6	368	23	1	0	181	3.91	88.3	TOTALS	6	368	13	0	0	169	2.12	92.9

POWERPLAY	HOME			ROAD			OVERALL			
	ADV	PPG	PCT	ADV	PPG	PCT	ADV	PPG	PP %	PK %
CALGARY	12	2	16.7	12	1	8.3	24	3	12.5	65.2
Vancouver	13	6	46.2	10	2	20.0	23	8	34.8	87.5

SHOOT OUT: Jan. 22, 2011 CALGARY: 2 - 3 BOURQUE (G), JOKINEN, TANGUAY (G) Vancouver: 1 - 3 Tambellini (G), Raymond, Kesler

ALL-TIME: 119-79-33-8: at Calgary 55-29-12-4; at Atlanta 11-5-3; at Vancouver 53-45-18-4; 101-66-26-8 since Calgary; at Calgary 55-29-12-4; at Vancouver 46-37-14-4

LAST WIN: in CALGARY Oct. 16, 2009 in Vancouver Jan. 22, 2011



FLAMES vs. WASHINGTON



DATE	TEAMS				ATTND.	W/T GOAL		GOALTENDERS			
Oct. 30, 2010	Washington	7	AT	CALGARY	2	19289	Alex Ovechkin	Neuvirth - Kiprusoff / Karlsson			

10-11	GP	W	L	OTL	SHOL	PTS	GF	GA	PPG	SHG	PEN	PIM
CALGARY	1	0	1	0	0	0	2	7	0	0	5	13
Washington	1	1	0	0	0	2	7	2	3	1	7	17

GOALS AND SHOTS BY PERIODS

	1st	2nd	3rd	OT	TOTALS	PCT
CALGARY	2 - 16	0 - 6	0 - 7	0 - 0	2 - 29	6.9
Washington	1 - 8	6 - 14	0 - 6	0 - 0	7 - 28	25.0

CALGARY	GP	G	A	PTS	PIM	+/-	PPG	SHG	ENG	WASHINGTON	GP	G	A	PTS	PIM	+/-	PPG	SHG	EN
Curtis Glencross	1	1	0	1	2	-1	0	0	0	Nicklas Backstrom	1	1	3	4	2	1	1	0	0
Olli Jokinen	1	1	0	1	0	0	0	0	0	Alex Ovechkin	1	2	1	3	0	1	2	0	0
Jay Bouwmeester	1	0	1	1	0	-1	0	0	0	Mike Green	1	1	2	3	0	1	0	0	0
Brendan Mikkelsen	1	0	1	1	0	0	0	0	0	Alexander Semin	1	1	2	3	0	1	0	0	0
Brendan Morrison	1	0	1	1	0	0	0	0	0	Matt Bradley	1	1	0	1	0	0	0	0	0
Mikael Backlund	1	0	0	0	0	-1	0	0	0	David Steckel	1	1	0	1	0	1	0	1	0
Rene Bourque	1	0	0	0	0	0	0	0	0	Jason Chimera	1	0	1	1	0	0	0	0	0
Craig Conroy	1	0	0	0	0	0	0	0	0	Brooks Laich	1	0	1	1	0	0	0	0	0
Mark Giordano	1	0	0	0	0	0	0	0	0	Karl Alzner	1	0	0	0	0	0	0	0	0
Niklas Hagman	1	0	0	0	0	0	0	0	0	John Carlson	1	0	0	0	2	0	0	0	0
Jarome Iginla	1	0	0	0	0	0	0	0	0	John Erskine	1	0	0	0	0	0	0	0	0
Tim Jackman	1	0	0	0	5	-1	0	0	0	Brian Fahey	1	0	0	0	0	0	0	0	0
Henrik Karlsson	1	0	0	0	0	0	0	0	0	Tomas Fleischmann	1	0	0	0	0	0	0	0	0
Miikka Kiprusoff	1	0	0	0	0	0	0	0	0	Boyd Gordon	1	0	0	0	2	0	0	0	0
Stefan Meyer	1	0	0	0	0	0	0	0	0	Matt Hendricks	1	0	0	0	9	0	0	0	0
Robyn Regehr	1	0	0	0	2	-1	0	0	0	DJ King	1	0	0	0	0	0	0	0	0
Cory Sarich	1	0	0	0	0	0	0	0	0	Mike Knuble	1	0	0	0	0	0	0	0	0
Matt Stajan	1	0	0	0	0	0	0	0	0	Michal Neuvirth	1	0	0	0	0	0	0	0	0
Alex Tanguay	1	0	0	0	2	0	0	0	0	Jeff Schultz	1	0	0	0	2	1	0	0	0
Ian White	1	0	0	0	0	0	0	0	0										
Bench					2														
TOTALS	1	2	3	5	13	-5	0	0	0	TOTALS	1	7	10	17	17	6	3	1	0
Goaltenders	GP	MP	GA	EN	SO	SVS	AVG	SAVE %		Goaltenders	GP	MP	GA	EN	SO	SVS	AVG	SAVE %	
Miikka Kiprusoff (0-1-0-0)	1	54	6	0	0	21	6.68	77.8		Michal Neuvirth (1-0-0-0)	1	60	2	0	0	27	2.00	93.1	
Henrik Karlsson (0-0-0-0)	1	6	1	0	0	0	9.86	0.0											
TOTALS	1	60	7	0	0	21	7.00	75.0		TOTALS	1	60	2	0	0	27	2.00	93.1	

POWERPLAY	HOME			ROAD			OVERALL			
	ADV	PPG	PCT	ADV	PPG	PCT	ADV	PPG	PP %	PK %
CALGARY	6	0	0.0	0	0	0.0	6	0	0.0	25.0
Washington	4	3	75.0	0	0	0.0	4	3	75.0	100.0

PENALTY SHOT: Washington: David Steckel, successful vs. Henrik Karlsson, Oct. 30, 2010 at 18:23 of the 2nd period

ALL-TIME: 40-31-13-0: at Calgary 15-8-6-0; at Atlanta 10-1-1; at Washington 15-22-6-0;
24-27-9-0 since Calgary; at Calgary 15-8-6-0; at Washington 9-19-3-0

LAST WIN: in CALGARY Oct. 21, 2008 in Washington Mar. 28, 2010



ALL-TIME TEAM RECORDS



ALL-TIME RECORDS OVERALL

SEASON	GP	W	L	T	OTL	PTS	GF	GA	%
2010-11	82	41	29	-	12	94	250	237	.573
2009-10	82	40	32	-	10	90	204	210	.549
2008-09	82	46	30	-	6	98	254	248	.598
2007-08	82	42	30	-	10	94	229	227	.573
2006-07	82	43	29	-	10	96	258	226	.585
2005-06	82	46	25	-	11	103	218	200	.628
2003-04	82	42	30	7	*3	94	200	*176	.573
2002-03	82	29	36	13	4	75	186	228	.457
2001-02	82	32	35	12	*3	79	201	220	.482
2000-01	82	27	36	15	4	73	197	236	.445
1999-00	82	31	36	10	5	77	211	256	.470
1998-99	82	30	40	12	-	72	211	234	.439
1997-98	82	26	41	15	-	67	217	252	.409
1996-97	82	32	41	9	-	73	214	239	.445
1995-96	82	34	37	11	-	79	241	240	.482
1994-95	48	24	17	7	-	55	163	135	.573
1993-94	84	42	29	13	-	97	302	256	.577
1992-93	84	43	30	11	-	97	322	282	.577
1991-92	80	31	37	12	-	74	296	305	.463
1990-91	80	46	26	8	-	100	344	263	.625
1989-90	80	42	23	15	-	99	348	265	.619
1988-89	80	*54	*17	9	-	*117	354	226	*.731
1987-88	80	48	23	9	-	105	*397	305	.656
1986-87	80	46	31	3	-	95	318	289	.594
1985-86	80	40	31	9	-	89	354	315	.556
1984-85	80	41	27	12	-	94	363	302	.588
1983-84	80	34	32	14	-	82	311	314	.513
1982-83	80	32	34	14	-	78	321	317	.488
1981-82	80	29	34	17	-	75	334	345	.469
1980-81	80	39	27	14	-	92	329	298	.575
1979-80	80	35	32	13	-	83	282	269	.519
1978-79	80	41	31	8	-	90	327	280	.563
1977-78	80	34	27	*19	-	87	274	252	.544
1976-77	80	34	34	12	-	80	264	265	.500
1975-76	80	35	33	12	-	82	262	237	.513
1974-75	80	34	31	15	-	83	243	233	.519
1973-74	78	30	34	14	-	74	214	238	.474
1972-73	78	25	38	15	-	65	191	239	.417
TOTALS	3042	1400	1185	379	78	3257	10204	9659	.535

(*Team Full Season Record)

ALL-TIME RECORDS

HOME

SEASON	GP	W	L	T	OTL	PTS	GF**	GA**	%
2010-11	41	23	13	-	5	51	135	117	.622
2009-10	41	20	17	-	4	44	95	98	.537
2008-09	41	27	10	-	4	58	147	110	.732
2007-08	41	21	11	-	9	51	112	101	.622
2006-07	41	30	9	-	2	62	144	92	.756
2005-06	41	30	7	-	4	64	108	*73	.780
2003-04	41	21	14	5	*1	48	93	85	.585
2002-03	41	14	16	*10	*1	39	95	111	.476
2001-02	41	20	14	5	2	47	103	100	.573
2000-01	41	12	18	9	2	35	95	110	.427
1999-00	41	20	14	6	*1	47	119	124	.573
1998-99	41	15	20	6	-	36	103	110	.439
1997-98	41	18	17	6	-	42	118	118	.512
1996-97	41	21	18	2	-	44	121	121	.537
1995-96	41	18	18	5	-	41	114	103	.500
1994-95	24	15	7	2	-	32	90	68	.667
1993-94	42	25	12	5	-	55	156	116	.655
1992-93	42	23	14	5	-	51	175	139	.607
1991-92	40	19	14	7	-	45	174	140	.563
1990-91	40	29	8	3	-	61	194	115	.763
1989-90	40	28	7	5	-	61	207	131	.763
1988-89	40	*32	*4	4	-	*68	200	103	*.850
1987-88	40	26	11	3	-	55	*217	144	.688
1986-87	40	25	13	2	-	52	162	128	.650
1985-86	40	23	11	6	-	52	195	154	.650
1984-85	40	23	11	6	-	52	199	134	.650
1983-84	40	22	11	7	-	51	186	146	.638
1982-83	40	21	12	7	-	49	176	137	.613
1981-82	40	20	11	9	-	49	192	141	.613
1980-81	40	25	5	*10	-	60	198	127	.750
1979-80	40	18	15	7	-	43	147	132	.538
1978-79	40	25	11	4	-	54	179	126	.675
1977-78	40	20	13	7	-	47	152	132	.588
1976-77	40	22	11	7	-	51	151	111	.638
1975-76	40	19	14	7	-	45	138	98	.563
1974-75	40	24	9	7	-	55	150	96	.688
1973-74	39	17	15	7	-	41	121	115	.526
1972-73	39	16	16	7	-	39	106	105	.500
TOTALS	1521	827	471	188	35	1877	5567	4411	.617

ROAD

SEASON	GP	W	L	T	OTL	PTS	GF**	GA**	%
2010-11	41	18	16	-	7	43	115	120	.524
2009-10	41	20	15	-	6	46	109	112	.561
2008-09	41	19	20	-	2	40	107	138	.488
2007-08	41	21	19	-	*1	43	117	126	.524
2006-07	41	13	20	-	8	34	114	134	.415
2005-06	41	16	18	-	7	39	110	127	.476
2003-04	41	21	16	2	2	46	107	*91	.561
2002-03	41	15	20	3	3	36	91	117	.439
2001-02	41	12	21	7	*1	32	98	120	.390
2000-01	41	15	18	6	2	38	102	126	.463
1999-00	41	11	22	4	4	30	92	132	.366
1998-99	41	15	20	6	-	36	108	124	.439
1997-98	41	8	24	9	-	25	99	134	.305
1996-97	41	11	23	7	-	29	93	118	.354
1995-96	41	16	19	6	-	38	127	137	.463
1994-95	24	9	10	5	-	23	73	67	.479
1993-94	42	17	17	8	-	42	146	140	.500
1992-93	42	20	16	6	-	46	147	143	.548
1991-92	40	12	23	5	-	29	122	165	.363
1990-91	40	17	18	5	-	39	150	148	.488
1989-90	40	14	16	10	-	38	141	134	.475
1988-89	40	*22	13	5	-	49	154	123	.613
1987-88	40	*22	*12	6	-	*50	*180	161	*.625
1986-87	40	21	18	1	-	43	156	161	.538
1985-86	40	17	20	3	-	37	159	161	.463
1984-85	40	18	16	6	-	42	164	168	.525
1983-84	40	12	21	7	-	31	125	168	.388
1982-83	40	11	22	7	-	29	145	180	.363
1981-82	40	9	23	8	-	26	142	204	.325
1980-81	40	14	22	4	-	32	131	171	.400
1979-80	40	17	17	6	-	40	135	137	.500
1978-79	40	16	20	4	-	36	148	154	.450
1977-78	40	14	14	*12	-	40	122	120	.500
1976-77	40	12	23	5	-	29	113	154	.363
1975-76	40	16	19	5	-	37	124	139	.463
1974-75	40	10	22	8	-	28	93	137	.350
1973-74	39	13	19	7	-	33	93	123	.423
1972-73	39	9	22	8	-	26	85	134	.333
TOTALS	1521	573	714	191	43	1380	4637	5248	.454

*Team Full Season Record
**Includes Shootout GWG

OVERTIME RESULTS

REGULAR SEASON OVERTIME RECORD

	OVERALL 1983-2011					2010-11					
	GP	W	L	T/SO	PTS	GP	W	L	SOW	SOL	PTS
Anaheim Ducks	300	66	59	175	307	18	9	3	4	2	31
Boston Bruins	487	96	102	289	481	14	1	5	2	6	17
Buffalo Sabres	456	88	87	281	457	25	10	9	5	1	40
Carolina Hurricanes	432	92	92	248	432	22	6	6	5	5	33
Calgary Flames	448	81	87	280	442	23	2	5	9	7	34
Chicago Blackhawks	447	76	84	287	439	19	4	4	6	5	29
Columbus Blue Jackets	181	40	38	103	183	23	5	5	5	8	33
Colorado Avalanche	418	77	77	264	418	20	6	7	6	1	32
Dallas Stars	457	79	74	304	462	21	5	4	5	7	31
Detroit Red Wings	445	101	74	270	472	23	9	6	4	4	36
Edmonton Oilers	465	88	95	282	458	16	2	3	2	9	20
Florida Panthers	341	50	81	210	310	22	6	5	4	7	32
Los Angeles Kings	449	75	83	291	441	17	1	4	10	2	28
Minnesota Wild	195	40	36	119	199	16	5	3	3	5	24
Montreal Canadiens	450	85	97	268	438	16	5	5	3	3	24
New Jersey Devils	447	99	76	272	470	15	7	3	3	2	25
New York Islanders	439	88	92	259	435	24	7	7	4	6	35
New York Rangers	443	81	90	272	434	17	3	2	9	3	29
Nashville Predators	220	52	47	121	225	19	2	7	6	4	27
Ottawa Senators	267	43	58	166	252	14	2	5	2	5	18
Philadelphia Flyers	443	84	86	273	441	18	3	5	3	7	24
Phoenix Coyotes	447	84	82	281	449	20	2	7	5	6	27
Pittsburgh Penguins	432	101	86	245	447	23	5	5	10	3	38
San Jose Sharks	300	53	68	179	285	19	5	4	5	5	29
St. Louis Blues	466	90	88	288	468	18	3	5	4	6	25
Tampa Bay Lightning	307	56	78	173	285	25	8	5	6	6	39
Toronto Maple Leafs	418	94	84	240	428	18	2	5	5	6	25
Vancouver Canucks	454	98	78	278	474	17	4	4	4	5	25
Washington Capitals	420	95	76	249	439	25	9	5	5	6	39
Winnipeg Jets	212	52	49	111	215	27	10	5	5	7	42
TOTALS	11686	2304	2304	7078	11686	594	148	148	149	149	891

2010-11 NHL IN OVERTIME/SHOOTOUT GAMES

(shootouts not included in OT stats)

OPPONENT	OVERALL				SO		HOME				SO		ROAD				SO	
	GP	W	L	T	W	L	GP	W	L	T	W	L	GP	W	L	T	W	L
Anaheim Ducks	18	9	3	6	4	2	7	4	1	2	1	1	11	5	2	4	3	1
Boston Bruins	14	1	5	8	2	6	7	1	3	3	0	3	7	0	2	5	2	3
Buffalo Sabres	25	10	9	6	5	1	9	4	3	2	1	1	16	6	6	4	4	0
Carolina Hurricanes	22	6	6	10	5	5	12	5	3	4	2	2	10	1	3	6	3	3
Calgary Flames	23	2	5	16	9	7	7	1	2	4	1	3	16	1	3	12	8	4
Chicago Blackhawks	19	4	4	11	6	5	7	3	0	4	4	0	12	1	4	7	2	5
Columbus Blue Jackets	23	5	5	13	5	8	11	1	1	9	5	4	12	4	4	4	0	4
Colorado Avalanche	20	6	7	7	6	1	11	6	4	1	1	0	9	0	3	6	5	1
Dallas Stars	21	5	4	12	5	7	13	2	3	8	3	5	8	3	1	4	2	2
Detroit Red Wings	23	9	6	8	4	4	11	5	4	2	0	2	12	4	2	6	4	2
Edmonton Oilers	16	2	3	11	2	9	9	1	0	8	2	6	7	1	3	3	0	3
Florida Panthers	22	6	5	11	4	7	12	4	4	4	0	4	10	2	1	7	4	3
Los Angeles Kings	17	1	4	12	10	2	9	1	3	5	5	0	8	0	1	7	5	2
Minnesota Wild	16	5	3	8	3	5	8	2	2	4	1	3	8	3	1	4	2	2
Montreal Canadiens	16	5	5	6	3	3	12	4	3	5	2	3	4	1	2	1	1	0
New Jersey Devils	15	7	3	5	3	2	9	4	2	3	2	1	6	3	1	2	1	1
New York Islanders	24	7	7	10	4	6	9	2	1	6	1	5	15	5	6	4	3	1
New York Rangers	17	3	2	12	9	3	8	2	1	5	2	3	9	1	1	7	7	0
Nashville Predators	19	2	7	10	6	4	11	1	5	5	2	3	8	1	2	5	4	1
Ottawa Senators	14	2	5	7	2	5	7	2	2	3	0	3	7	0	3	4	2	2
Philadelphia Flyers	18	3	5	10	3	7	9	2	2	5	0	5	9	1	3	5	3	2
Phoenix Coyotes	20	2	7	11	5	6	10	0	4	6	3	3	10	2	3	5	2	3
Pittsburgh Penguins	23	5	5	13	10	3	7	2	2	3	3	0	16	3	3	10	7	3
San Jose Sharks	19	5	4	10	5	5	9	2	2	5	2	3	10	3	2	5	3	2
St. Louis Blues	18	3	5	10	4	6	9	2	1	6	2	4	9	1	4	4	2	2
Tampa Bay Lightning	25	8	5	12	6	6	11	3	1	7	3	4	14	5	4	5	3	2
Toronto Maple Leafs	18	2	5	11	5	6	12	1	3	8	3	5	6	1	2	3	2	1
Vancouver Canucks	17	4	4	9	4	5	9	2	1	6	2	4	8	2	3	3	2	1
Washington Capitals	25	9	5	11	5	6	17	7	2	8	2	6	8	2	3	3	3	0
Winnipeg Jets	27	10	5	12	5	7	15	5	2	8	3	5	12	5	3	4	2	2
TOTALS	594	148	148	298	149	149	297	81	67	149	58	91	297	67	81	149	91	58

FLAMES OVERTIME RESULTS

FLAMES YEAR-BY-YEAR OVERTIME

HOME			ROAD			OVERALL			HOME			ROAD			OVERALL		
SEASON	GP	W-L-T-SOL	GP	W-L-T-SOL	GP	W-L-T-SOL	GP	W-L-T-SOL	SEASON	GP	W-L-T-SOL	GP	W-L-T-SOL	GP	W-L-T-SOL	GP	W-L-T-SOL
2010-11	7	2-2-0-3	16	9-3-0-4	23	11-5-0-7	1995-96	9	2-2-5	7	0-1-6	16	2-3-11				
2009-10	3	0-1-0-2	12	5-2-0-5	15	5-3-0-7	1994-95	4	1-1-2	5	0-0-5	9	1-1-7				
2008-09	5	1-2-0-2	7	5-2-0-0	12	6-4-0-2	1993-94	8	2-1-5	10	1-1-8	18	3-2-13				
2007-08	10	1-7-0-2	6	5-0-0-1	16	6-7-0-3	1992-93	11	3-3-5	8	1-1-6	19	4-4-11				
2006-07	5	3-1-0-1	9	1-4-0-4	14	4-5-0-5	1991-92	11	1-3-7	8	1-2-5	19	2-5-12				
2005-06	6	2-1-0-3	9	2-3-0-4	15	4-4-0-7	1990-91	8	3-2-3	7	0-2-5	15	3-4-8				
2004-05	8	2-1-5	5	1-2-2	13	3-3-7	1989-90	10	3-2-5	11	0-1-10	21	3-3-15				
2002-03	16	5-1-10	7	1-3-3	23	6-4-13	1988-89	7	2-1-4	10	3-2-5	17	5-3-9				
2001-02	7	0-2-5	10	2-1-7	17	2-3-12	1987-88	6	1-2-3	8	1-1-6	14	2-3-9				
2000-01	13	2-2-9	9	1-2-6	22	3-4-15	1986-87	2	0-0-2	2	1-0-1	4	1-0-3				
1999-00	13	6-1-6	13	5-4-4	26	11-5-10	1985-86	8	1-1-6	4	0-1-3	12	1-2-9				
1998-99	9	2-1-6	7	1-0-6	16	3-1-12	1984-85	7	1-0-6	7	0-1-6	14	1-1-12				
1997-98	11	4-1-6	11	0-2-9	22	4-3-15	1983-84	9	2-0-7	9	2-0-7	18	4-0-14				
1996-97	7	2-3-2	9	1-1-7	16	3-4-9											

FLAMES PLAYOFF OVERTIME GAMES

DATE		OPPOSITION	SCORE	SCORER	TIME
April 16, 2009	at	Chicago	2-3 L	Martin Havlat	0:12
April 22, 2007	vs.	Detroit	1-2 L	Johan Franzen	24:23
April 21, 2006	vs.	Anaheim	2-1 W	Darren McCarty	9:45
April 27, 2006	at	Anaheim	2-3 L	Sean O'Donnell	1:36
June 5, 2004	vs.	Tampa Bay	2-3 L	Martin St. Louis	20:33
June 3, 2004	at	Tampa Bay	3-2 W	Oleg Saprylykin	14:40
May 9, 2004	at	San Jose	4-3 W	Steve Montador	18:43
May 3, 2004	vs.	Detroit	1-0 W	Martin Gelin	19:13
April 22, 2004	at	Detroit	2-1 W	Marcus Nilson	2:39
April 19, 2004	at	Vancouver	3-2 W	Martin Gelin	1:25
April 17, 2004	vs.	Vancouver	4-5 L	Brendan Morrison	42:28
April 23, 1996	vs.	Chicago	1-2 L	Joe Murphy	50:02
May 19, 1995	vs.	San Jose	4-5 L	Ray Whitney	21:54
May 9, 1995	vs.	San Jose	4-5 L	Ulf Dahlen	12:21
April 30, 1994	vs.	Vancouver	3-4 L	Pavel Bure	22:20
April 28, 1994	at	Vancouver	2-3 L	Trevor Linden	16:43
April 26, 1994	vs.	Vancouver	1-2 L	Geoff Courtinall	7:15
April 16, 1991	vs.	Edmonton	4-5 L	Esa Tikkanen	6:58
April 14, 1991	at	Edmonton	2-1 W	Theoren Fleury	4:40
April 14, 1990	at	Los Angeles	3-4 L	Mike Krushelnyski	23:14
April 8, 1990	at	Los Angeles	1-2 L	Tony Granato	8:37
May 19, 1989	at	Montreal	3-4 L	Ryan Walter	38:08
May 8, 1989	at	Chicago	2-1 W	Al MacInnis	15:05
April 18, 1989	vs.	Los Angeles	4-3 W	Doug Gilmour	7:47
April 15, 1989	vs.	Vancouver	4-3 W	Joel Otto	19:21
April 5, 1989	vs.	Vancouver	3-4 W	Paul Reinhart	2:47
April 15, 1988	vs.	Edmonton	4-5 L	Wayne Gretzky	7:54
April 11, 1987	at	Winnipeg	3-2 W	Mike Bullard	3:53
May 18, 1986	vs.	Montreal	2-3 L	Brian Skrudland	0:09
May 12, 1986	at	St. Louis	5-6 L	Doug Wickenheiser	7:30
April 20, 1986	at	Edmonton	5-6 L	Glenn Anderson	1:04
April 12, 1986	at	Winnipeg	4-3 W	Lanny McDonald	8:25
April 10, 1985	at	Winnipeg	4-5 L	Brian Mullen	7:56
April 20, 1984	vs.	Edmonton	5-4 W	Lanny McDonald	1:04
April 13, 1984	at	Edmonton	6-5 W	Carey Wilson	3:42
April 10, 1983	at	Vancouver	4-3 W	Greg Meredith	1:06
April 6, 1983	vs.	Vancouver	4-3 W	Eddy Beers	12:27
April 8, 1982	at	Vancouver	1-2 L	Dave Williams	14:20
April 11, 1981	at	Chicago	5-4 W	Willi Plett	35:17
April 8, 1980	at	NY Rangers	1-2 L	Steve Vickers	0:33
April 14, 1974	vs.	Philadelphia	3-4 L	Dave Schultz	5:40

	GP	W	L		GP	W	L		GP	W	L
Home	19	6	13	Road	22	12	10	Overall	41	18	23

FLAMES ALL-TIME RECORDS

MONTH-BY-MONTH RECORD

SEASON	OCTOBER		NOVEMBER		DECEMBER		JANUARY	
	GP	W-L-T-OTL	GP	W-L-T-OTL	GP	W-L-T-OTL	GP	W-L-T-OTL
2010-11	11	6-5-0-0	13	4-7-1-1	14	7-6-0-1	13	7-3-1-2
2009-10	12	7-4-0-1	14	10-2-0-2	14	6-6-0-2	15	4-8-0-3
2008-09	10	6-3-0-1	14	8-6-0-0	13	8-2-0-3	11	8-3-0-0
2007-08	12	6-3-0-3	14	4-10-0-0	14	9-1-0-4	11	7-3-0-1
2006-07	10	3-6-0-1	13	8-4-0-1	14	8-4-0-2	13	8-3-0-2
2005-06	13	4-7-0-2	13	10-2-0-1	13	9-3-0-1	13	7-4-0-2
2003-04	9	4-4-0-1	12	5-4-1-2	14	10-3-2-0	15	6-8-1-0
2002-03	10	3-3-2-2	14	3-9-1-1	14	5-6-3-0	14	6-7-1-0
2001-02	12	8-2-0-2	13	5-4-4-0	15	4-7-4-0	13	5-8-0-0
2000-01	13	3-8-1-0	15	3-4-4-4	12	7-3-2-0	12	4-6-2-0
1999-00	13	3-8-2-0	11	5-6-0-0	14	8-2-3-1	13	7-6-0-0
1998-99	9	2-5-2	14	6-8-0	13	4-8-1	12	4-6-2
1997-98	13	3-8-2	14	2-7-5	15	6-8-1	12	3-6-3
1996-97	13	7-5-1	13	3-9-1	13	3-7-3	11	5-5-1
1995-96	11	1-7-3	13	3-8-2	15	7-6-2	11	7-2-2
1994-95	-	-	-	-	-	-	5	2-2-1
1993-94	13	8-3-2	13	7-4-2	14	5-7-2	12	4-5-3
1992-93	12	8-4-0	13	6-5-2	13	10-1-2	14	3-9-2
1991-92	12	6-5-1	13	5-5-3	13	5-7-1	12	5-5-2
1990-91	13	9-4-0	13	5-5-3	14	8-5-1	12	5-6-1
1989-90	13	6-3-4	15	5-6-4	12	6-4-2	13	8-2-3
1988-89	12	6-3-3	12	10-1-1	14	8-4-2	15	10-3-2
1987-88	11	5-5-1	14	9-3-2	13	9-3-1	14	9-3-2
1986-87	10	3-7-0	14	10-4-0	14	9-4-1	14	6-7-1
1985-86	10	5-5-0	13	8-2-3	12	4-8-0	15	6-7-2
1984-85	11	7-4-0	12	7-4-1	14	5-7-2	15	7-4-4
1983-84	12	5-6-1	12	5-4-3	13	4-7-2	12	5-2-5
1982-83	13	4-7-2	14	5-6-3	14	5-7-2	12	7-5-0
1981-82	11	2-7-2	14	5-5-4	13	5-6-2	15	7-4-4
1980-81	11	5-4-2	13	5-5-3	12	6-3-3	16	6-7-3
1979-80	10	5-4-1	13	6-5-2	12	3-8-1	15	7-5-3
1978-79	10	8-0-2	14	7-7-0	15	5-9-1	13	8-4-1
1977-78	8	3-2-3	14	4-6-4	14	5-6-3	14	8-5-1
1976-77	13	5-6-2	12	6-2-4	13	7-5-1	13	5-4-4
1975-76	10	4-5-1	14	6-7-1	15	9-4-2	14	5-6-3
1974-75	11	5-4-2	14	8-3-3	12	3-8-1	14	5-5-4
1973-74	8	4-3-1	14	7-4-3	14	4-7-3	13	3-9-1
1972-73	11	4-6-1	15	6-6-3	13	5-6-2	13	6-4-3
Totals	415	183-175-44-13	495	221-189-73-12	501	231-198-58-14	494	225-191-68-10

SEASON	FEBRUARY		MARCH		APRIL/MAY	
	GP	W-L-T-OTL	GP	W-L-T-OTL	GP	W-L-T-OTL
2010-11	13	8-2-1-2	14	6-6-0-2	4	3-0-1-0
2009-10	7	3-3-0-1	15	9-6-0-0	5	1-3-0-1
2008-09	13	7-4-0-2	15	6-9-0-0	6	3-3-0-0
2007-08	14	7-6-0-1	14	7-6-0-1	3	2-1-0-0
2006-07	14	7-4-0-3	14	9-4-0-1	4	0-4-0-0
2005-06	6	3-2-0-1	15	8-6-0-1	9	5-1-0-3
2003-04	13	6-8-1-0	13	7-5-1-0	2	1-2-0-0
2002-03	12	2-6-3-1	15	8-5-2-0	3	2-0-1-0
2001-02	7	2-3-1-1	15	5-7-3-0	7	3-4-0-0
2000-01	7	2-3-1-1	15	5-7-3-0	7	3-4-0-0
1999-00	12	3-3-2-4	14	4-8-2-0	5	1-3-1-0
1998-99	12	5-2-5	14	7-5-2	8	2-6-0
1997-98	4	2-1-1	15	8-6-1	9	2-5-2
1996-97	14	8-5-1	12	6-5-1	6	0-5-1
1995-96	13	6-5-2	13	7-6-0	6	3-3-0
1994-95	14	8-4-2	15	6-7-2	14	8-4-2
1993-94	12	8-3-1	13	6-5-2	7	4-2-1
1992-93	12	6-2-4	12	4-8-0	8	6-1-1
1991-92	13	4-7-2	14	5-7-2	3	1-1-1
1990-91	12	8-2-2	16	11-4-1	0	0-0-0
1989-90	11	6-5-0	15	10-3-2	1	1-0-0
1988-89	13	10-3-0	13	9-3-1	1	1-0-0
1987-88	12	5-6-1	13	10-1-2	2	1-1-0
1986-87	12	9-3-0	14	9-4-1	2	0-1-1
1985-86	12	7-3-2	15	7-6-2	3	3-0-0
1984-85	11	5-6-0	14	9-2-3	3	1-0-2
1983-84	15	9-4-2	15	6-8-1	1	0-1-0
1982-83	12	5-5-2	14	6-4-4	1	0-0-1
1981-82	12	4-5-3	13	5-6-2	2	1-1-0
1980-81	12	9-2-1	14	6-6-2	2	2-0-0
1979-80	11	5-2-4	15	8-6-1	4	1-2-1
1978-79	10	6-2-2	13	5-7-1	5	2-2-1
1977-78	12	3-3-6	13	8-4-1	5	3-1-1
1976-77	12	3-9-0	15	7-8-0	2	1-0-1
1975-76	12	3-7-2	12	6-4-2	3	2-0-1
1974-75	11	4-4-3	14	8-5-1	4	1-2-1
1973-74	13	4-6-3	13	6-4-3	3	2-1-0
1972-73	11	2-6-3	14	2-10-2	1	0-0-1
Totals	442	208-154-64-16	537	262-217-53-5	158	70-61-23-4

HOME ATTENDANCE BY SEASON

SEASON	GAMES	ATTENDANCE	AVERAGE	SEASON	GAMES	ATTENDANCE	AVERAGE
2010-11	41	812,582	19,819#	1989-90	40	794,444	19,861
2009-10	41	790,849	19,289	1988-89	40	778,324	19,458
2008-09	41	790,849	19,289	1987-88	40	755,252	18,881
2007-08	41	790,849	19,289	1986-87	40	671,920	16,798
2006-07	41	790,849	19,289	1985-86	40	670,480	16,762
2005-06	41	790,849	19,289	1984-85	40	667,320	16,683
2003-04	41	679,767	16,580	1983-84	40	666,960	16,674
2002-03	41	665,808	16,239	1982-83	40	289,680	7,242
2001-02	41	643,896	15,705	1981-82	40	289,258	7,231
2000-01	41	681,535	16,623	1980-81	40	288,679	7,217
1999-00	41	612,800	14,946	1979-80	40	400,961	10,024
1998-99	*41	648,050	16,201	1978-79	40	457,640	11,441
1997-98	41	694,557	16,940	1977-78	40	420,026	10,501
1996-97	41	700,643	17,089	1976-77	40	490,356	12,259
1995-96	41	737,996	18,000	1975-76	40	478,500	11,963
1994-95	24	456,858	19,036	1974-75	40	537,761	13,444
1993-94	*41	792,307	19,325	1973-74	39	552,314	14,162
1992-93	*41	**800,677	19,529	1972-73	39	488,106	12,516
1991-92	40	788,760	19,719				
1990-91	40	799,434	**19,986				

	GAMES	ATTENDANCE	AVERAGE
TOTALS	1519	24,167,896	15,910

#Heritage Classic attendance of 41,022 *Does Not Include Neutral Site Home Game **Team Season Record;
 Calgary: Scotiabank Saddledome 2010-11; Pengrowth Saddledome - 1983-2010; Stampede Corral - 1980-1983;
 Atlanta: The Omni - 1972-1980

OPENING GAME RESULTS

SEASON	SEASON OPENER			HOME OPENER			ROAD OPENER					
2010-11	EDM	4	CGY	0	CGY	3	LAK	3	EDM	4	CGY	0
2009-10	CGY	5	VAN	3	CGY	5	VAN	3	CGY	4	EDM	3
2008-09	VAN	6	CGY	0	VAN	5	CGY	4 OT	VAN	6	CGY	0
2007-08	PHI	3	CGY	2	PHI	3	CGY	2	DET	4	CGY	2
2006-07	EDM	3	CGY	1	CGY	2	EDM	1	EDM	3	CGY	1
2005-06	MIN	6	CGY	3	DAL	3	CGY	2 OT	MIN	6	CGY	3
2003-04	CGY	4	VAN	1	CGY	3	SJS	2	CGY	4	VAN	1
2002-03	VAN	3	CGY	0	VAN	3	CGY	0	CGY	3	VAN	2
2001-02	CGY	1	EDM	0	CGY	1	EDM	0	CGY	4	DET	2
2000-01	DET	4	CGY	3	DET	4	CGY	3	CGY	2	NYI	0
1999-00	SJS	5	CGY	3	STL	4	CGY	1	SJS	5	CGY	3
1998-99	CGY	3	SJS	3	TOR	7	CGY	3	CGY	5	SJS	3
1997-98	DET	3	CGY	1	DET	3	CGY	1	DET	4	CGY	4
1996-97	VAN	3	CGY	1	CGY	3	BUF	0	VAN	3	CGY	1
1995-96	CGY	3	TBL	3	COL	3	CGY	2	CGY	3	TBL	3
1994-95	CGY	3	WPG	3	CGY	6	STL	4	CGY	3	WPG	3
1993-94	CGY	2	NYI	1	CGY	2	NYI	1	CGY	5	VAN	1
1992-93	LAK	5	CGY	4	LAK	5	CGY	4	CGY	3	MIN	2
1991-92	CGY	9	EDM	2	CGY	9	EDM	2	WPG	5	CGY	3
1990-91	CGY	3	VAN	2 OT	CGY	3	VAN	2 OT	CGY	4	WPG	3
1989-90	CGY	10	DET	7	CGY	10	DET	7	CGY	4	NJD	2
1988-89	CGY	4	NYI	4	CGY	4	NYI	4	LAK	6	CGY	5 OT
1987-88	CGY	5	DET	1	CGY	5	DET	1	WPG	3	CGY	2
1986-87	CGY	5	BOS	3	QUE	4	CGY	2	CGY	5	BOS	3
1985-86	CGY	8	WPG	3	CGY	8	WPG	3	CGY	9	LAK	2
1984-85	STL	4	CGY	2	STL	4	CGY	2	CGY	7	VAN	5
1983-84	CGY	5	VAN	3	EDM	4	CGY	3	CGY	5	VAN	3
1982-83	EDM	7	CGY	5	NYI	5	CGY	4	EDM	7	CGY	5
1981-82	CGY	1	VAN	1	CGY	1	VAN	1	CGY	6	STL	4
1980-81	CGY	5	QUE	5	CGY	5	QUE	5	COL	6	CGY	2
1979-80	ATL	5	QUE	3	ATL	9	PHI	2	ATL	5	QUE	3
1978-79	ATL	4	CHI	4	ATL	4	WSH	3	ATL	4	CHI	4
1977-78	ATL	2	BOS	2	ATL	3	STL	1	ATL	2	BOS	2
1976-77	WSH	6	ATL	5	ATL	4	LAK	2	WSH	6	ATL	5
1975-76	LAK	4	ATL	3	LAK	4	ATL	3	NYR	3	ATL	1
1974-75	ATL	3	VAN	3	ATL	4	Kan. City	2	ATL	3	VAN	3
1973-74	ATL	1	NYI	1	ATL	1	NYI	1	ATL	1	STL	0
1972-73	ATL	3	NYI	2	ATL	1	BUF	1	ATL	3	NYI	2

SEASON # OVERALL
 Won 13, Lost 15, Tied 10, OTL 0

HOME # OVERALL
 Win 18, Lost 13, Tied 5, OTL 2

ROAD # OVERALL
 Won 18, Lost 13, Tied 6, OTL 1

YEARLY LEADERS

SEASON	GOALS	ASSISTS	POINTS	PENALTY MINUTES
2010-11	Jarome Iginla 43	Alex Tanguay 47	Jarome Iginla 86	Tim Jackman 86
2009-10	Jarome Iginla 32	Matt Stajan 38	Jarome Iginla 69	Jamal Mayers 131
2008-09	Michael Cammalleri 39	Jarome Iginla 54	Jarome Iginla 89	Cory Sarich 112
2007-08	Jarome Iginla 50	Jarome Iginla 48	Jarome Iginla 98	Dion Phaneuf 182
2006-07	Jarome Iginla 39	Alex Tanguay 59	Jarome Iginla 94	Dion Phaneuf 98
2005-06	Jarome Iginla 35	Daymond Langkow 34	Jarome Iginla 67	Darren McCarty 117
2003-04	Jarome Iginla 41	Craig Conroy 39	Jarome Iginla 73	Chris Simon 250
2002-03	Jarome Iginla 35	Craig Conroy 37	Jarome Iginla 67	Scott Nichol 149
2001-02	Jarome Iginla 52	Craig Conroy 48	Jarome Iginla 96	Bob Boughner 170
2000-01	Jarome Iginla 31	Marc Savard 42	Jarome Iginla 71	Jason Wiemer 177
1999-00	Valeri Bure 35	Phil Housley 44	Valeri Bure 75	Wade Belak 122
1998-99	Jarome Iginla 28	Phil Housley 43	Cory Stillman 57	Jason Wiemer 177
1997-98	Theoren Fleury 27 Cory Stillman 27	Theoren Fleury 51	Theoren Fleury 78	Theoren Fleury 197
1996-97	Theoren Fleury 29	Theoren Fleury 38	Theoren Fleury 67	Todd Simpson 208
1995-96	Theoren Fleury 46	Theoren Fleury 50	Theoren Fleury 96	Sandy McCarthy 173
1994-95	Theoren Fleury 29	Phil Housley 35	Theoren Fleury 58	Ron Stern 163
1993-94	Gary Roberts 41	Al MacInnis 54	Robert Reichel 93	Ron Stern 243
1992-93	Robert Reichel 40	Theoren Fleury 66	Theoren Fleury 100	Craig Berube 209
1991-92	Gary Roberts 53	Al MacInnis 57	Gary Roberts 90	Ron Stern 338
1990-91	Theoren Fleury 51	Al MacInnis 75	Theoren Fleury 104	Gary Roberts 252
1989-90	Joe Nieuwendyk 45	Doug Gilmour 67	Joe Nieuwendyk 95	Tim Hunter 279
1988-89	Joe Nieuwendyk 51 Joe Mullen 51	Joe Mullen 59 Doug Gilmour 59	Joe Mullen 110	Tim Hunter** 375
1987-88	Joe Nieuwendyk 51	Gary Suter 70	Hakan Loob 106	Tim Hunter 337
1986-87	Joe Mullen 47	Al MacInnis 56	Joe Mullen 87	Tim Hunter 361
1985-86	Hakan Loob 31	Al MacInnis 57	Dan Quinn 72	Tim Hunter 291
1984-85	Nilsson/Loob 37	Kent Nilsson 62	Kent Nilsson 99	Tim Hunter 259
1983-84	Eddy Beers 36	Kent Nilsson 49	Kent Nilsson 80	Paul Baxter 182
1982-83	Lanny McDonald** 66	Guy Chouinard 59	Kent Nilsson 104	Doug Risebrough 138
1981-82	Lanny McDonald 34	Guy Chouinard 57	Guy Chouinard 80	Willi Plett 288
1980-81	Kent Nilsson 49	Kent Nilsson** 82	Kent Nilsson** 131	Willi Plett 239
1979-80	Kent Nilsson 40	Kent Nilsson 53	Kent Nilsson 93	Willi Plett 231
1978-79	Guy Chouinard 50	Bob MacMillan 71	Bob MacMillan 108	Willi Plett 213
1977-78	Bob MacMillan 31	Tom Lysiak 42	Tom Lysiak 69	Willi Plett 171
1976-77	Willi Plett 33	Tom Lysiak 51	Tom Lysiak 81	Willi Plett 123
1975-76	Curt Bennett 34	Tom Lysiak 51	Tom Lysiak 82	Pat Quinn 134
1974-75	Eric Vail 39	Tom Lysiak 52	Tom Lysiak 77	Pat Quinn 56
1973-74	Jacques Richard 27	Tom Lysiak 45	Tom Lysiak 64	Pat Quinn 94
1972-73	Bob Leiter 26	Bob Leiter 34	Bob Leiter 60	Pat Quinn 113

**Flames All-Time Individual Record

SCORELESS GAMES:

November 7, 1976, Atlanta at Detroit; Myre - Giacomini

October 26, 1996, Calgary at Los Angeles; Kidd - Fiset

October 30, 1998, Washington at Calgary; Wregget - Tabaracci

December 21, 1999, Dallas at Calgary; Brathwaite - Belfour

PENALTY SHOTS FOR: 25 Goals for in 52 Attempts

Apr. 6, 2011 vs. Edmonton
Mar. 6, 2011 vs. Nashville
Feb. 11, 2011 vs. Anaheim
Dec. 16, 2010 vs. Toronto
Mar. 15, 2009 vs. Detroit
Oct. 24, 2006 vs. Phoenix
Oct. 5, 2006 at Edmonton
Mar. 31, 2006 vs. Colorado
Dec. 1, 2005 at Detroit
Nov. 10, 2005 at Phoenix
Nov. 7, 2005 vs. Vancouver
Oct. 29, 2005 at San Jose
Oct. 23, 2005 at Los Angeles
Mar. 5, 2004 at Dallas
Jan. 27, 2004 at Phoenix

Alex Tanguay failed vs. Nikolai Khabibulin
Jarome Iginla scored vs. Pekka Rinne
Olli Jokinen failed vs. Curtis McElhinney
Jarome Iginla failed vs. Jonas Gustavsson
Curtis Glencross failed vs. Jimmy Howard
Daymond Langkow failed vs. Curtis Joseph
Jarome Iginla failed vs. Dwayne Roloson
Matthew Lombardi scored vs. Peter Budaj
Shean Donovan failed vs. Jimmy Howard
Jarome Iginla scored vs. Curtis Joseph
Chuck Kobasew failed vs. Alex Auld
Tony Amonte failed vs. Nolan Schaefer
Marcus Nilson failed vs. Mathieu Garon
Shean Donovan failed vs. Marty Turco
Shean Donovan scored vs. Sean Burke

PENALTY SHOTS FOR (con't):

Jan. 3, 2004	vs. Vancouver	Jarome Iginla failed vs. Alex Auld
Dec. 26, 2003	vs. Vancouver	Oleg Saprykin failed vs. Dan Cloutier
Dec. 2, 2003	vs. San Jose	Shean Donovan scored vs. Vesa Taskala
Mar. 15, 2003	at San Jose	Jarome Iginla failed vs. Vesa Taskala
Apr. 2, 2002	vs. Atlanta	Scott Nichol scored vs. Milan Hnilicka
Jan. 22, 2002	vs. Toronto	Jarome Iginla failed vs. Curtis Joseph
Dec. 8, 2001	vs. Anaheim	Jarome Iginla failed vs. Jean-Sebastien Giguere
Feb. 27, 1998	vs. Vancouver	Hnat Domenichelli scored vs. Arturs Irbe
Oct. 24, 1996	vs. Pittsburgh	Robert Reichel scored vs. Tom Barrasso
Oct. 22, 1996	vs. Colorado	Theoren Fleury scored vs. Patrick Roy
Dec. 11, 1995	vs. Los Angeles	Steve Chiasson scored vs. Byron Dafee
Feb. 7, 1994	vs. Edmonton	Robert Reichel scored vs. Bill Ranford
Oct. 31, 1993	at Winnipeg	Paul Ranheim scored vs. Bob Essensa
Jan. 23, 1993	vs. Pittsburgh	Joe Nieuwendyk failed vs. Ken Wreggett
Dec. 27, 1992	at Edmonton	C.J. Young failed vs. Bill Ranford
Dec. 11, 1992	at Toronto	Theoren Fleury scored vs. Rick Wamsley
Feb. 23, 1991	vs. Quebec	Theoren Fleury scored vs. Jacques Cloutier
Apr. 4, 1990	vs. Los Angeles	Al MacInnis scored vs. Kelly Hrudey (Playoffs)
Oct. 7, 1989	vs. NY Islanders	Doug Gilmour failed vs. Mark Fitzpatrick
Feb. 22, 1989	vs. Toronto	Hakan Loob failed vs. Jeff Reese
Dec. 16, 1988	at Vancouver	Joe Nieuwendyk scored vs. Steve Weeks
Dec. 12, 1988	at Toronto	Joe Nieuwendyk failed vs. Jeff Reese
Mar. 19, 1988	at Quebec	Mike Bullard failed vs. Mario Brunetta
Mar. 10, 1988	vs. Winnipeg	Hakan Loob failed vs. Daniel Berthiaume
Mar. 28, 1987	at Los Angeles	Joe Mullen scored vs. Al Jensen, disallowed illegal stick
Feb. 14, 1987	at Minnesota	Joe Mullen scored vs. Kari Takko
Dec. 2, 1986	vs. NY Islanders	Joe Mullen scored vs. Kelly Hrudey
Oct. 28, 1986	at Minnesota	Perry Berezan scored vs. Don Beaupre
Oct. 13, 1984	vs. Quebec	Jim Peplinski scored vs. Mario Gosselin
Dec. 19, 1983	vs. Winnipeg	Doug Risebrough scored vs. Doug Soetaert
Mar. 14, 1983	at New Jersey	Paul Reinhart scored vs. Ron Low
Nov. 18, 1982	at Philadelphia	Lanny McDonald failed vs. Pelle Lindbergh
Jan. 13, 1981	vs. NY Rangers	Bob MacMillan failed vs. Doug Soetaert
Jan. 8, 1981	vs. Washington	Kent Nilsson failed vs. Rollie Boutin
Oct. 9, 1976	vs. Philadelphia*	Curt Bennett scored vs. Bernie Parent
Jan. 2, 1975	vs. Montreal*	Jacques Richard failed vs. Ken Dryden
Feb. 16, 1974	at Toronto	Bob Leiter scored vs. Dunc Wilson

PENALTY SHOTS AGAINST: 13 Goals Against in 39 Attempts

Mar. 20, 2011	at Anaheim	Bobby Ryan failed vs. Henrik Karlsson
Mar. 4, 2011	vs. Columbus	Antoine Vermette failed vs. Miikka Kiprusoff
Mar. 4, 2011	vs. Columbus	Matt Calvert failed vs. Miikka Kiprusoff
Nov. 27, 2010	at Pittsburgh	Sidney Crosby failed vs. Miikka Kiprusoff
Oct. 30, 2010	vs. Washington	David Steckel scored on Henrik Karlsson
Jan. 21, 2010	vs. Chicago	Patrick Kane failed vs. Miikka Kiprusoff
Dec. 30, 2009	vs. Los Angeles	Dustin Brown failed vs. Miikka Kiprusoff
Nov. 4, 2009	at Dallas	Brendan Morrow failed vs. Curtis McElhinney
Nov. 6, 2008	vs. Nashville	Vernon Fiddler scored vs. Miikka Kiprusoff
Feb. 15, 2008	vs. Los Angeles	Jeff Giuliano failed vs. Miikka Kiprusoff
Feb. 3, 2006	vs. Vancouver	Alexandre Burrows failed vs. Miikka Kiprusoff
Dec. 29, 2005	vs. Minnesota	Brian Rolston failed vs. Miikka Kiprusoff
Nov. 12, 2005	vs. Colordao	Alex Tanguay scored vs. Miikka Kiprusoff
Oct. 17, 2005	vs. Phoenix	Oleg Saprykin failed vs. Miikka Kiprusoff
Dec. 29, 2003	vs. Minnesota	Richard Park, Minnesota, scored vs. Miikka Kiprusoff
Mar. 16, 2003	at Anaheim	Paul Kariya, Anaheim, failed to score vs. Jamie McLennan
Dec. 29, 2002	vs. Anaheim	Petr Sykora, Anaheim, failed to score vs. Roman Turek
Apr. 9, 2002	at Atlanta	Jeff Cowan, Atlanta, failed vs. Roman Turek
Jan. 11, 2002	vs. Phoenix	Michal Handzus, Phoenix, failed to score vs. Roman Turek
Apr. 7, 2001	vs. Los Angeles	Zigmund Palffy, Los Angeles, failed vs. Fred Brathwaite
Dec. 7, 1998	vs. Dallas	Mike Modano, Dallas, failed vs. Tyler Moss
Apr. 13, 1998	at Los Angeles	Rob Blake, Los Angeles, failed vs. Dwayne Roloson
Mar. 22, 1998	vs. St. Louis	Darren Turcotte, St. Louis, failed vs. Rick Tabaracci
Nov. 1, 1997	at Colorado	Joe Sakic, Colorado, scored vs. Tyler Moss
Jan. 14, 1996	at Colorado	Joe Sakic, Colorado, scored vs. Trevor Kidd
Mar. 7, 1995	at Chicago	Jeremy Roenick, Chicago, failed vs. Andrei Trefilov
Feb. 6, 1995	vs. Winnipeg	Teemu Selanne, Winnipeg, failed vs. Trevor Kidd
Nov. 24, 1993	vs. Toronto	Wendel Clark, Toronto, scored vs. Trevor Kidd
Jan. 16, 1992	at NY Rangers	Paul Broten, NY Rangers, scored vs. Michael Vernon
Oct. 19, 1991	at Vancouver	Gino Odjick, Vancouver, scored vs. Michael Vernon
Mar. 14, 1989	at New Jersey	Kirk Muller, New Jersey, failed vs. Michael Vernon
Dec. 23, 1988	at Edmonton	Craig MacTavish, Edmonton, scored vs. Michael Vernon
Jan. 16, 1987	at Vancouver	Stan Smyl, Vancouver, scored vs. Michael Vernon
Jan. 1, 1985	at Winnipeg	Bengt Lundholm, Winnipeg, failed vs. Rejean Lemelin
Dec. 6, 1983	at Quebec	Dale Hunter, Quebec, scored vs. Rejean Lemelin
Oct. 23, 1983	at Chicago	Denis Savard, Chicago, failed vs. Don Edwards
Jan. 3, 1979	at Toronto	Dan Maloney, Toronto, failed vs. Dan Bouchard
Feb. 9, 1978	at Los Angeles*	Hartland Monahan, Los Angeles, failed vs. Dan Bouchard
Feb. 10, 1974	vs. Los Angeles*	Whitey Widing, Los Angeles, scored vs. Phil Myre

FLAMES ALL-TIME LEADERS

GAMES PLAYED

Jarome Iginla.....	1106	Tim Hunter	545	Willi Plett.....	452
Robyn Regehr	826	Eric Vail.....	539	Hakan Loob.....	450
Al MacInnis.....	803	Mike Vernon (G).....	526	Tom Lysiak	445
Theoren Fleury	791	Paul Reinhart.....	517	Bill Clement.....	444
Joel Otto	730	Guy Chouinard.....	514	Kent Nilsson.....	425
Jim Peplinski.....	711	Craig Conroy	507	Robert Reichel.....	425
Gary Suter	617	Lanny McDonald.....	492	Colin Patterson	416
Jamie Macoun.....	586	Miikka Kiprusoff.....	482	Curt Bennett.....	405
Gary Roberts.....	585	Rey Comeau.....	468	Dan Bouchard (G).....	398
Joe Nieuwendyk.....	577	Ken Houston.....	462	Ron Stern.....	396

POINTS

Jarome Iginla.....	1006	Gary Suter	565	Eric Vail.....	452
Theoren Fleury	830	Kent Nilsson	562	Paul Reinhart	444
Al MacInnis.....	822	Guy Chouinard.....	529	Tom Lysiak	431
Joe Nieuwendyk.....	616	Gary Roberts.....	505	Hakan Loob.....	429

GOALS

Jarome Iginla.....	484	Lanny McDonald.....	215	Joe Mullen	190
Theoren Fleury	364	Al MacInnis.....	213	Joel Otto	167
Joe Nieuwendyk.....	314	Eric Vail.....	206		
Gary Roberts.....	257	Guy Chouinard.....	193		
Kent Nilsson.....	229	Hakan Loob.....	193		

ASSISTS

Al MacInnis.....	609	Guy Chouinard.....	336	Tom Lysiak	276
Jarome Iginla.....	522	Paul Reinhart.....	335	Jim Peplinski.....	263
Theoren Fleury	466	Kent Nilsson.....	333	Joel Otto	261
Gary Suter	437	Joe Nieuwendyk.....	302	Gary Roberts.....	248

PENALTY MINUTES

Tim Hunter	2405	Theoren Fleury	1339	Gary Suter	872
Gary Roberts.....	1736	Ron Stern.....	1288	Robyn Regehr.....	802
Joel Otto	1642	Willi Plett.....	1267	Jarome Iginla.....	766
Jim Peplinski.....	1467	Al MacInnis.....	944	Sandy McCarthy.....	730

FIVE GOAL GAMES - 1

Joe Nieuwendyk.....	1
---------------------	---

FOUR GOAL GAMES - 16

Joe Mullen	2	Jarome Iginla.....	1	Gary Roberts.....	1
Joe Nieuwendyk.....	2	Hakan Loob.....	1	Marc Savard	1
Kent Nilsson.....	2	Brian MacLellan.....	1	Garry Unger.....	1
Jiri Hrdina.....	1	Keith McCreary.....	1		
Mark Hunter	1	Jim Peplinski.....	1		

THREE GOAL GAMES - 174 (includes four and five goal games)

Theoren Fleury	13	Bill Clement.....	2	Bob Leiter	1
Kent Nilsson.....	13	Jiri Hrdina.....	2	Matthew Lombardi.....	1
Jarome Iginla.....	12	Gary McAdam.....	2	Tom Lysiak	1
Joe Nieuwendyk.....	10	Keith McCreary.....	2	Al MacInnis.....	1
Gary Roberts.....	10	Joel Otto	2	Brian MacLellan.....	1
Lanny McDonald.....	9	Marc Savard	2	Marty McInnis.....	1
Hakan Loob.....	6	Cory Stillman.....	2	David Moss.....	1
Eddy Beers.....	5	German Titov	2	Dana Murzyn.....	1
Joe Mullen	5	Carey Wilson.....	2	Owen Nolan.....	1
Eric Vail.....	5	Valeri Bure.....	1	Jim Peplinski.....	1
Ken Houston.....	4	Rey Comeau.....	1	Jean Pronovost.....	1
Robert Reichel.....	4	Shean Donovan.....	1	Paul Ranheim.....	1
Rene Bourque.....	3	Barry Gibbs.....	1	Paul Reinhart.....	1
Mark Hunter	3	Bobby Gould.....	1	Doug Risebrough.....	1
Bob MacMillan.....	3	Brett Hull.....	1	Larry Romanchych.....	1
Sergei Makarov	3	Kristian Huselius.....	1	Darcy Rota.....	1
Willi Plett.....	3	Olli Jokinen.....	1	Claude St. Sauveur.....	1
Ron Stern.....	3	Chuck Kobasew.....	1	Steve Tambellini.....	1
Curt Bennett.....	2	Dave Kryskow.....	1	John Tonelli.....	1
Ivan Boldirev.....	2	Dan Labraaten.....	1	Garry Unger.....	1
Michael Cammalleri.....	2	Daymond Langkow.....	1		
Guy Chouinard.....	2	Gary Leeman.....	1		

FLAMES ALL-TIME LEADERS

MULTI-GOAL GAMES - 355

Jarome Iginla.....	88	Bill Clement.....	4	Ted Drury.....	1
Theoren Fleury.....	47	Bill Flett.....	4	Kari Eloranta.....	1
Joe Nieuwendyk.....	47	Hilliard Graves.....	4	Paul Fenton.....	1
Lanny McDonald.....	36	Dean McAmmond.....	4	Andrew Ference.....	1
Guy Chouinard.....	33	Keith McCreary.....	4	Aaron Gavey.....	1
Eric Vail.....	33	Owen Nolan.....	4	Mark Giordano.....	1
Gary Roberts.....	30	Doug Risebrough.....	4	Marc Habscheid.....	1
Kent Nilsson.....	29	Perry Berezan.....	3	Niklas Hagman.....	1
Robert Reichel.....	22	Andrew Cassels.....	3	Roman Hamrlik.....	1
Hakan Loob.....	21	Dave Gagner.....	3	Paul Henderson.....	1
Tom Lysiak.....	21	John Gould.....	3	Jonas Hoglund.....	1
Joe Mullen.....	18	Jamie Hislop.....	3	Phil Housley.....	1
Willi Plett.....	18	Phil Housley.....	3	Cale Hulse.....	1
Bob MacMillan.....	16	Olli Jokinen.....	3	Tim Jackman.....	1
Joel Otto.....	15	Brian MacLellan.....	3	Jim Jackson.....	1
Curt Bennett.....	13	Marty McInnis.....	3	Kari Jalonen.....	1
Ken Houston.....	13	Michael Nylander.....	3	Ed Kea.....	1
Kristian Huselius.....	12	Jean Pronovost.....	3	Kelly Kisio.....	1
Daymond Langkow.....	12	Leon Rochefort.....	3	Tom Kostopoulos.....	1
Rene Bourque.....	11	Tony Amonte.....	2	Paul Kruse.....	1
Valeri Bure.....	11	Brent Ashton.....	2	Dave Kryskow.....	1
Rey Comeau.....	11	Ivan Boldirev.....	2	Dan Labraaten.....	1
Al MacInnis.....	11	Dustin Boyd.....	2	Bobby Lalonde.....	1
German Titov.....	11	Chris Drury.....	2	Gary Leeman.....	1
Doug Gilmour.....	10	Bryan Hextall.....	2	Jordan Leopold.....	1
Sergei Makarov.....	10	Ernie Hicke.....	2	Jocelyn Lemieux.....	1
Marc Savard.....	10	Jiri Hrdina.....	2	Dave Lowry.....	1
Cory Stillman.....	10	Tim Hunter.....	2	Jamie Lundmark.....	1
Carey Wilson.....	10	Sheldon Kennedy.....	2	Toni Lydman.....	1
Craig Conroy.....	9	Chuck Kobasew.....	2	Jamie Macoun.....	1
Kevin Lavallee.....	9	Red Laurence.....	2	Randy Manery.....	1
Colin Patterson.....	9	Gerry Meehan.....	2	Gary McAdam.....	1
Jim Peplinski.....	9	Dion Phaneuf.....	2	Corey Millen.....	1
Paul Ranheim.....	9	Harold Phillipoff.....	2	Derek Morris.....	1
Mel Bridgman.....	8	Steve Reinprecht.....	2	Brendan Morrison.....	1
Mike Bullard.....	8	Darcy Rota.....	2	Lew Morrison.....	1
Michael Cammalleri.....	8	Oleg Saprykin.....	2	Richard Mulhern.....	1
Matthew Lombardi.....	8	Jeff Shantz.....	2	Marty Murray.....	1
Dan Quinn.....	7	Bobby Simpson.....	2	Dana Murzyn.....	1
Paul Reinhart.....	7	Ron Stern.....	2	Rob Niedermayer.....	1
Larry Romanchych.....	7	Steve Tambellini.....	2	Marcus Nilson.....	1
Gary Suter.....	7	Wes Walz.....	2	Eric Nystrom.....	1
Eddy Beers.....	6	Clarke Wilm.....	2	Michel Petit.....	1
Martin Gelinas.....	6	Mikael Backlund.....	1	Ronald Petrovicky.....	1
Brett Hull.....	6	Paul Baxter.....	1	Wayne Primeau.....	1
David Moss.....	6	Todd Bertuzzi.....	1	Pat Quinn.....	1
Mike Eaves.....	5	Craig Berube.....	1	Byron Ritchie.....	1
Curtis Glencross.....	5	Gino Cavallini.....	1	Phil Russell.....	1
Mark Hunter.....	5	Chris Clark.....	1	Chris Simon.....	1
Richard Kromm.....	5	Rene Corbet.....	1	Martin St. Louis.....	1
Bob Leiter.....	5	Denis Cyr.....	1	John Tonelli.....	1
Don Lever.....	5	Nigel Dawes.....	1	Jason Weiner.....	1
John Stewart.....	5	Bobby Dallas.....	1	Jamie Wright.....	1
Alex Tanguay.....	5	Shean Donovan.....	1	C.J. Young.....	1
Steve Bozek.....	4	Hnat Domenichelli.....	1	Zarley Zalapski.....	1



Tied for second in all-time multi-goal games with 47, Joe Nieuwendyk (above left).
Guy Chouinard (above right) is in 5th spot with 33 multi-goal games.

FLAMES ALL-TIME TOP SEASONS

MOST POINTS

131	Kent Nilsson.....	1980-81
110	Joe Mullen.....	1988-89
108	Bob MacMillan.....	1978-79
107	Guy Chouinard.....	1978-79
106	Hakan Loob.....	1987-88
104	Kent Nilsson.....	1982-83
	Theoren Fleury.....	1990-91
103	Mike Bullard.....	1987-88
	Al MacInnis.....	1990-91
100	Theoren Fleury.....	1992-93
99	Kent Nilsson.....	1984-85
98	Lanny McDonald.....	1982-83
	Jarome Iginla.....	2007-08
96	Theoren Fleury.....	1995-96
	Jarome Iginla.....	2001-02
95	Joe Nieuwendyk.....	1989-90
94	Jarome Iginla.....	2006-07
93	Kent Nilsson.....	1979-80
	Robert Reichel.....	1993-94
92	Joe Nieuwendyk.....	1987-88
91	Gary Suter.....	1987-88
	Doug Gilmour.....	1989-90
90	Al MacInnis.....	1989-90
	Gary Roberts.....	1991-92
89	Jarome Iginla.....	2008-09
88	Robert Reichel.....	1992-93
87	Joe Mullen.....	1986-87
86	Sergei Makarov.....	1989-90
	Jarome Iginla.....	2010-11
85	Joe Mullen.....	1987-88
	Doug Gilmour.....	1988-89
	Hakan Loob.....	1988-89
	Joe Nieuwendyk.....	1990-91
	Theoren Fleury.....	1993-94
84	Gary Roberts.....	1993-94
83	Eric Vail.....	1978-79
	Guy Chouinard.....	1980-81
	Al MacInnis.....	1987-88
82	Tom Lysiak.....	1975-76
	Joe Nieuwendyk.....	1988-89
	Al MacInnis.....	1993-94
	Michael Cammalleri.....	2008-09
81	Tom Lysiak.....	1976-77
	Doug Gilmour.....	1990-91
	Gary Suter.....	1992-93
	Alex Tanguay.....	2006-07
80	Guy Chouinard.....	1981-82
	Kent Nilsson.....	1983-84
79	Sergei Makarov.....	1990-91
	Gary Roberts.....	1992-93
78	Theoren Fleury.....	1997-98
77	Tom Lysiak.....	1974-75
	Guy Chouinard.....	1979-80
	Al MacInnis.....	1991-92
	Kristian Huselius.....	2006-07
	Daymond Langkow.....	2006-07
76	Al MacInnis.....	1986-87
	Gary Suter.....	1989-90
75	Mel Bridgman.....	1981-82
	Paul Reinhart.....	1982-83
	Eddy Beers.....	1983-84
	Joe Nieuwendyk.....	1992-93
	Joe Nieuwendyk.....	1993-94
	Valeri Bure.....	1999-00
	Craig Conroy.....	2001-02

MOST GOALS

66	Lanny McDonald.....	1982-83
53	Gary Roberts.....	1991-92
52	Jarome Iginla.....	2000-01
51	Joe Nieuwendyk.....	1987-88
	Joe Mullen.....	1988-89
	Joe Nieuwendyk.....	1988-89
	Theoren Fleury.....	1990-91
50	Guy Chouinard.....	1978-79
	Hakan Loob.....	1987-88
	Jarome Iginla.....	2007-08
49	Kent Nilsson.....	1980-81
48	Mike Bullard.....	1987-88
47	Joe Mullen.....	1986-87
46	Kent Nilsson.....	1982-83
	Theoren Fleury.....	1995-96
45	Joe Nieuwendyk.....	1989-90
	Joe Nieuwendyk.....	1990-91
43	Jarome Iginla.....	2010-11
41	Gary Roberts.....	1993-94
	Jarome Iginla.....	2003-04
40	Kent Nilsson.....	1979-80
	Joe Mullen.....	1987-88
	Robert Reichel.....	1992-93
	Robert Reichel.....	1993-94
	Theoren Fleury.....	1993-94
39	Eric Vail.....	1974-75
	Gary Roberts.....	1989-90
	Jarome Iginla.....	2006-07
	Michael Cammalleri.....	2008-09
38	Willi Plett.....	1980-81
	Joe Nieuwendyk.....	1992-93
	Gary Roberts.....	1992-93
37	Bob MacMillan.....	1978-79
	Hakan Loob.....	1984-85
	Kent Nilsson.....	1984-85
36	Eddy Beers.....	1983-84
	Joe Mullen.....	1989-90
	Joe Nieuwendyk.....	1993-94
35	Eric Vail.....	1978-79
	Valeri Bure.....	1999-00
	Jarome Iginla.....	2002-03
	Jarome Iginla.....	2005-06
	Jarome Iginla.....	2008-09
34	Curt Bennett.....	1975-76
	Lanny McDonald.....	1981-82
	Theoren Fleury.....	1992-93
	Kristian Huselius.....	2006-07
33	Willi Plett.....	1976-77
	Lanny McDonald.....	1983-84
	Theoren Fleury.....	1991-92
	Daymond Lankow.....	2006-07
32	Eric Vail.....	1976-77
	Kevin Lavallee.....	1981-82
	Jarome Iginla.....	2009-10
31	Curt Bennett.....	1974-75
	Tom Lysiak.....	1975-76
	Bob MacMillan.....	1977-78
	Guy Chouinard.....	1979-80
	Guy Chouinard.....	1980-81
	Kent Nilsson.....	1983-84
	Hakan Loob.....	1985-86
	Theoren Fleury.....	1989-90
	Jarome Iginla.....	2000-01
30	Tom Lysiak.....	1976-77
	Jim Peplinski.....	1981-82
	Hakan Loob.....	1983-84
	Dan Quinn.....	1985-86
	Sergei Makarov.....	1990-91
	Daymond Lankow.....	2007-08

MOST ASSISTS

82	Kent Nilsson.....	1980-81
75	Al MacInnis.....	1990-91
71	Bob MacMillan.....	1978-79
70	Gary Suter.....	1987-88
67	Doug Gilmour.....	1989-90
66	Theoren Fleury.....	1992-93
62	Kent Nilsson.....	1984-85
	Al MacInnis.....	1989-90
	Sergei Makarov.....	1989-90
61	Doug Gilmour.....	1990-91
60	Gary Suter.....	1989-90
59	Guy Chouinard.....	1982-83
	Doug Gilmour.....	1988-89
	Joe Mullen.....	1988-89
	Alex Tanguay.....	2006-07
58	Kent Nilsson.....	1982-83
	Paul Reinhart.....	1982-83
	Al MacInnis.....	1987-88
	Al MacInnis.....	1988-89
	Hakan Loob.....	1988-89
	Gary Suter.....	1990-91
	Gary Suter.....	1992-93
57	Guy Chouinard.....	1978-79
	Guy Chouinard.....	1981-82
	Al MacInnis.....	1985-86
	Al MacInnis.....	1991-92
56	Al MacInnis.....	1986-87
	Hakan Loob.....	1987-88
55	Mike Bullard.....	1987-88
	Jarome Iginla.....	2006-07
54	Al MacInnis.....	1993-94
	Jarome Iginla.....	2008-09
53	Kent Nilsson.....	1979-80
	Paul Reinhart.....	1986-87
	Theoren Fleury.....	1990-91
	Robert Reichel.....	1993-94
52	Tom Lysiak.....	1974-75
	Guy Chouinard.....	1980-81
	Al MacInnis.....	1984-85
51	Tom Lysiak.....	1975-76
	Tom Lysiak.....	1976-77
	Pekka Rautakallio.....	1981-82
	Theoren Fleury.....	1997-98
50	Gary Suter.....	1985-86
	Joe Nieuwendyk.....	1989-90
	Theoren Fleury.....	1995-96
49	Paul Reinhart.....	1980-81
	Mel Bridgman.....	1981-82
	Kent Nilsson.....	1983-84
	Gary Suter.....	1988-89
	Sergei Makarov.....	1990-91
48	Eric Vail.....	1978-79
	Paul Reinhart.....	1981-82
	Carey Wilson.....	1984-85
	Sergei Makarov.....	1991-92
	Robert Reichel.....	1992-93
	Craig Conroy.....	2001-02
	Jarome Iginla.....	2007-08

FLAMES ALL-TIME TOP SEASONS (con't)

MOST PENALTY MINUTES

375	Tim Hunter.....	1988-89
361	Tim Hunter.....	1986-87
338	Ron Stern.....	1991-92
337	Tim Hunter.....	1987-88
291	Tim Hunter.....	1985-86
288	Willi Plett.....	1981-82
282	Gary Roberts.....	1987-88
279	Tim Hunter.....	1989-90
271	Neil Sheehy.....	1985-86
259	Tim Hunter.....	1984-85
252	Gary Roberts.....	1990-91
250	Gary Roberts.....	1988-89
	Chris Simon.....	2003-04
247	Krzysztof Oliwa.....	2003-04
243	Ron Stern.....	1993-94
241	Jim Peplinski.....	1988-89
239	Willi Plett.....	1980-81
234	Jim Peplinski.....	1987-88
231	Willi Plett.....	1979-80
222	Gary Roberts.....	1989-90
214	Jim Peplinski.....	1985-86
213	Willi Plett.....	1978-79
	Joel Otto.....	1988-89
209	Craig Berube.....	1992-93
208	Todd Simpson.....	1996-97
207	Gary Roberts.....	1991-92
	Ron Stern.....	1992-93
197	Theoren Fleury.....	1997-98
194	Paul Baxter.....	1985-86
	Mark Hunter.....	1988-89
192	Joel Otto.....	1987-88
188	Joel Otto.....	1985-86
186	Theoren Fleury.....	1993-94
185	Joel Otto.....	1986-87
	Paul Kruse.....	1993-94
183	Joel Otto.....	1990-91
182	Paul Baxter.....	1983-84
	Dion Phaneuf.....	2007-08
181	Jim Peplinski.....	1986-87

MOST WINS

45	Miikka Kiprusoff.....	2008-09
42	Miikka Kiprusoff.....	2005-06
40	Miikka Kiprusoff.....	2006-07
39	Michael Vernon.....	1987-88
	Miikka Kiprusoff.....	2007-08
37	Michael Vernon.....	1988-89
	Miikka Kiprusoff.....	2010-11
35	Miikka Kiprusoff.....	2009-10
32	Dan Bouchard.....	1978-79
31	Michael Vernon.....	1990-91
30	Rejean Lemelin.....	1984-85
	Michael Vernon.....	1986-87
	Roman Turek.....	2001-02
29	Rejean Lemelin.....	1985-86
	Michael Vernon.....	1992-93
27	Roman Turek.....	2002-03
26	Michael Vernon.....	1993-94
25	Dan Bouchard.....	1977-78
	Fred Brathwaite.....	1999-00
24	Michael Vernon.....	1991-92
	Miikka Kiprusoff.....	2003-04
23	Dan Bouchard.....	1979-80
	Michael Vernon.....	1989-90
22	Trevor Kidd.....	1994-95
21	Pat Riggan.....	1980-81
	Rejean Lemelin.....	1983-84
	Trevor Kidd.....	1996-97
20	Dan Bouchard.....	1974-75
19	Dan Bouchard.....	1973-74
	Dan Bouchard.....	1975-76
	Dan Bouchard.....	1979-80
	Pat Riggan.....	1981-82
	Rick Tabaracci.....	1995-96

MOST LOSSES

30	Michael Vernon.....	1991-92
29	Roman Turek.....	2002-03
28	Roman Turek.....	2001-02
	Miikka Kiprusoff.....	2009-10
26	Michael Vernon.....	1992-93
	Miikka Kiprusoff.....	2007-08
25	Fred Brathwaite.....	1999-00
24	Rejean Lemelin.....	1985-86
	Miikka Kiprusoff.....	2006-07
	Miikka Kiprusoff.....	2008-09
	Miikka Kiprusoff.....	2010-11
23	Phil Myre.....	1972-73
	Trevor Kidd.....	1996-97
	Mike Vernon.....	2000-01
22	Rick Tabaracci.....	1997-98
21	Dan Bouchard.....	1978-79
	Michael Vernon.....	1986-87
	Trevor Kidd.....	1995-96
20	Miikka Kiprusoff.....	2005-06
19	Dan Bouchard.....	1979-80
	Pat Riggan.....	1981-82
	Don Edwards.....	1983-84
	Michael Vernon.....	1990-91

During the 1990-91 campaign, Al MacInnis registered 75 assists. That accomplishment ranks him 2nd all-time for most assists in a single season.



FLAMES CAREER SCORING

PLAYER	GP	G	A	PTS	PIM
1 Iginla, Jarome	1106	484	522	1006	766
2 Fleury, Theoren	791	364	466	830	1339
3 MacInnis, Al	803	213	609	822	944
4 Nieuwendyk, Joe	577	314	302	616	330
5 Suter, Gary	617	128	437	565	872
6 Nilsson, Kent	425	229	333	562	90
7 Chouinard, Guy	514	193	336	529	110
8 Roberts, Gary	585	257	248	505	1736
9 Vail, Eric	539	206	246	452	246
10 Reinhart, Paul	517	109	335	444	203
11 Lysiak, Tom	445	155	276	431	329
12 Loob, Hakan	450	193	236	429	189
13 Otto, Joel	730	167	261	428	1642
14 Peplinski, Jim	711	161	263	424	1467
15 McDonald, Lanny	492	215	191	406	408
16 Mullen, Joe	345	190	198	388	95
17 Reichel, Robert	425	153	201	354	217
18 Conroy, Craig	507	97	211	308	276
19 Plett, Willi	452	150	149	299	1267
20 Gilmour, Doug	266	81	214	295	286
21 MacMillan, Bob	308	122	173	295	111
22 Makarov, Sergei	297	94	198	292	199
23 Langkow, Daymond	392	123	165	288	159
24 Houston, Ken	462	128	145	273	516
25 Bennett, Curt	405	126	140	266	190
26 Wilson, Carey	355	102	161	263	160
27 Macoun, Jamie	586	62	184	246	664
28 Housley, Phil	328	50	188	238	140
29 Stillman, Cory	393	109	126	235	192
30 Titov, German	345	107	121	228	142
31 Phaneuf, Dion	378	75	153	228	522
32 Clement, Bill	444	85	139	224	197
33 Comeau, Rey	468	88	126	214	153
34 Tanguay, Alex	238	62	146	208	116
35 Ranheim, Paul	354	94	100	194	105
36 Beers, Eddy	226	87	105	192	232
37 Bure, Valeri	256	93	99	192	100
38 Quinn, Dan	222	72	119	191	100
39 Patterson, Colin	416	88	99	187	187
40 Huselius, Kristian	216	74	108	182	102
41 Manery, Randy	377	30	142	172	242
42 Risebrough, Doug	247	68	101	169	583
43 Lombardi, Matthew	347	65	102	167	225
44 Regehr, Robyn	827	29	134	163	802
45 Romanchych, Larry	288	68	95	163	100
46 Morris, Derek	343	34	129	163	385
47 Bullard, Mike	136	76	81	157	102
48 Savard, Marc	221	60	94	154	158
49 Rautakallio, Pekka	235	33	121	154	122
50 Bourque, Rene	211	75	73	148	200
51 Leiter, Bobby	234	64	81	145	41
52 Bozek, Steve	261	64	79	143	80
53 Russell, Phil	322	29	103	132	469
54 Lavallee, Kevin	212	66	65	131	63

PLAYER	GP	G	A	PTS	PIM
55 Stern, Ron	396	59	66	125	1288
56 Bridgman, Mel	142	45	80	125	197
57 Glencross, Curtis	220	52	64	116	159
58 Tonelli, John	161	40	76	116	164
59 Moss, David	285	59	56	115	82
60 Kea, Ed	316	22	92	114	283
61 Pronovost, Jean	155	52	58	110	42
62 Giordano, Mark	277	28	80	108	251
63 Nylander, Michael	168	34	74	108	54
64 Eloranta, Kari	255	12	96	108	149
65 Hunter, Tim	545	49	59	108	2405
66 Lever, Don	113	48	58	106	66
67 Jokinen, Olli	154	36	68	104	115
68 Kromm, Richard	189	43	61	104	90
69 Richard, Jacques	215	57	46	103	108
70 Konroyd, Steve	350	18	83	101	386
71 McCreary, Keith	231	49	50	99	91
72 Quinn, Pat	374	12	87	99	555
73 Hislop, Jamie	215	37	61	98	65
74 Yelle, Stephane	339	31	65	96	174
75 Lalonde, Bobby	155	38	56	94	54
76 Hrdina, Jiri	157	36	58	94	63
77 Eaves, Mike	117	28	65	93	30
78 Lydman, Toni	289	19	74	93	140
79 Mulhern, Richard	207	25	67	92	153
80 Graves, Hilliard	172	37	54	91	63
81 Ecclestone, Tim	220	28	62	90	92
82 Gelinis, Martin	157	38	49	87	121
83 Shantz, Jeff	256	33	53	86	151
84 Gould, John	194	35	50	85	47
85 McCrimmon, Brad	231	16	67	83	274
86 McCamalleri, Michael	81	39	43	82	44
87 McAmmond, Dean	137	38	43	81	78
88 Cassels, Andrew	151	29	52	81	50
89 Phillipoff, Harold	118	26	53	79	241
90 Murdoch, Bob	262	16	63	79	202
91 Shand, Dave	288	14	63	77	324
92 Zalapski, Zarley	178	21	55	76	220
93 Saprykin, Oleg	187	29	47	76	132
94 Chiasson, Steve	168	15	59	74	133
95 Berezan, Perry	152	31	42	73	154
96 Wilm, Clarke	303	31	42	73	250
97 Amonte, Tony	161	24	48	72	83
98 Kobasew, Chuck	210	34	37	71	160
99 Leopold, Jordan	233	16	55	71	110
100 Clark, Chris	278	35	36	71	363
101 Albelin, Tommy	339	12	59	71	92
102 MacLellan, Brian	134	35	35	70	95
103 Patrick, James	217	14	56	70	82
104 Aucoin, Adrian	157	20	49	69	83
105 Lowry, Dave	193	31	38	69	131
106 Gibbs, Barry	208	13	55	68	218
107 Stewart, John	142	35	32	67	71
108 Wiemer, Jason	252	34	32	66	567

FLAMES CAREER SCORING (con't)

	PLAYER	GP	G	A	PTS	PIM
109	Donovan, Shean	175	28	37	65	161
110	Hamrik, Roman	126	14	50	64	144
111	Musil, Frank	335	18	45	63	505
112	Ference, Andrew	224	10	53	63	210
113	Nattress, Ric	226	9	53	62	204
114	Gagner, Dave	82	27	33	60	48
115	Hunter, Mark	133	34	26	60	358
116	Reinprecht, Steve	96	17	41	58	28
117	Gauthier, Denis	384	13	45	58	515
118	Boyd, Dustin	192	28	29	57	35
119	Walz, Wes	92	17	39	56	27
120	Yawney, Trent	274	11	45	56	368
121	McCarthy, Sandy	276	30	25	55	730
122	Murzyn, Dana	201	16	39	55	404
123	Baxter, Paul	209	16	39	55	568
124	Boldirev, Ivan	65	22	32	54	26
125	Tambellini, Steve	120	34	20	54	20
126	Bouwmeester, Jay	164	7	46	53	92
127	Kruse, Paul	246	24	29	53	614
128	Drury, Chris	80	23	30	53	33
129	McInnis, Marty	91	23	30	53	42
130	Hulse, Cale	277	10	43	53	449
131	Hull, Brett	57	27	24	51	12
132	Sarich, Cory	289	9	41	50	380
133	Hoglund, Jonas	118	25	24	49	28
134	Rochefort, Leon	110	19	30	49	23
135	Flett, Bill	102	27	21	48	36
136	St. Sauveur, Claude	79	24	24	48	23
137	Sullivan, Mike	205	20	28	48	54
138	Lemieux, Jean	140	10	38	48	35
139	Petit, Michel	134	8	40	48	243
140	Sheehy, Neil	222	13	34	47	725
141	Stajan, Matt	103	9	38	47	34
142	Nazarov, Andrei	112	15	31	46	108
143	Bourgeois, Charles	162	12	34	46	430
144	Jackson, Jim	107	15	30	45	20
145	Price, Noel	199	5	40	45	160
146	Harvey, Buster	80	17	27	44	16
147	Bertuzzi, Todd	66	15	29	44	74
148	Marsh, Brad	257	3	41	44	317
149	Morrison, Brendan	66	9	34	43	16
150	Domenichelli, Hnat	96	20	23	43	31
151	Ribble, Pat	203	12	31	43	188
152	Nilson, Marcus	194	19	23	42	77
153	Johansson, Roger	150	8	34	42	157
154	Simpson, Bobby	127	23	18	41	94
155	Kisio, Kelly	63	14	27	41	34
156	Meehan, Gerry	62	11	30	41	8
157	Hextall, Bryan	114	20	20	40	117
158	Ward, Ed	215	16	24	40	284
159	Kryskow, Dave	79	15	25	40	65
160	Millen, Carey	92	15	25	40	42
161	Nystrom, Eric	204	19	20	39	191
162	Lundmark, Jamie	99	16	23	39	72

	PLAYER	GP	G	A	PTS	PIM
163	Hindmarch, Dave	98	21	17	38	25
164	Labraaten, Dan	70	19	19	38	19
165	Hagman, Niklas	98	16	22	38	26
166	Niedermayer, Rob	111	14	24	38	91
167	Hicke, Ernie	58	14	23	37	37
168	Warrener, Rhett	231	11	26	37	239
169	Backlund, Mikael	97	11	24	35	24
170	Matteau, Stephane	82	16	19	35	112
171	Laurence, Red	59	14	20	34	6
172	Kravchuk, Igor	115	4	30	34	23
173	Vernon, Mike (G)	526	0	34	34	192
174	Unger, Garry	79	17	16	33	39
175	Rota, Darcy	57	19	13	32	70
176	Dawes, Nigel	66	14	18	32	18
177	Cavallini, Gino	54	13	17	30	40
178	Lindsay, Bill	132	9	21	30	183
179	Simpson, Todd	214	4	26	30	500
180	Cyr, Denis	66	14	15	29	13
181	Bradley, Brian	45	10	19	29	16
182	Dahl, Kevin	179	7	22	29	149
183	Lindberg, Chris	79	11	17	28	35
184	Babchuk, Anton	65	8	19	27	20
185	Nichol, Scott	128	13	14	27	256
186	McAdam, Gary	46	12	15	27	18
187	Simon, Chris	85	11	16	27	119
188	Berube, Craig	234	10	17	27	628
189	Keczmer, Dan	98	3	23	26	72
190	Pardy, Adam	147	4	22	26	141
191	Kennedy, Sheldon	71	10	15	25	81
192	MacMillan, Bill	78	10	15	25	52
193	Carriere, Larry	100	6	18	24	112
194	Leeman, Gary	59	11	12	23	37
195	Corbet, Rene	68	9	14	23	70
196	Ramage, Rob	80	4	19	23	193
197	Jackman, Tim	82	10	13	23	86
198	Boughner, Bob	148	5	18	23	293
199	Dahlquist, Chris	151	4	18	22	118
200	Gavey, Aaron	67	9	12	21	58
201	Petrovicky, Ronald	107	9	12	21	139
202	Bouchard, Joel	126	9	12	21	106
203	Primeau, Wayne	94	6	15	21	76
204	Smith, Steve	102	1	20	21	139
205	Ritchie, Byron	109	12	8	20	137
206	Hlushko, Todd	76	7	13	20	84
207	Morrison, Lew	130	7	13	20	19
208	Wright, Jamie	63	6	14	20	32
209	St. Louis, Martin	69	4	16	20	32
210	Zaharko, Miles	71	1	19	20	26
211	Cowan, Jeff	83	14	5	19	130
212	McDonough, Al	35	10	9	19	15
213	Ashton, Brent	32	8	11	19	41
214	Sweeney, Tim	53	8	11	19	12
215	Glynn, Brian	68	5	14	19	87
216	Begin, Steve	123	11	7	18	192

FLAMES CAREER SCORING (con't)

	PLAYER	GP	G	A	PTS	PIM
217	Redmond, Dick	42	7	11	18	16
218	Habscheid, Marc	46	7	11	18	42
219	Torgaev, Pavel	50	6	12	18	18
220	Eriksson, Anders	61	1	17	18	36
221	White, Ian	43	6	12	18	18
222	Christoff, Steve	45	9	8	17	62
223	Forslund, Tomas	44	5	11	16	12
224	Huscroft, Jamie	109	3	13	16	279
225	Racine, Yves	46	1	15	16	24
226	Bouchard, Dan (G)	398	0	16	16	146
227	Jalonen, Kari	34	9	6	15	4
228	Fox, Greg	80	1	14	15	95
229	Dubinsky, Steve	84	4	11	15	18
230	Lemelin, Rejean (G)	324	0	15	15	53
231	Mokosak, Carl	42	7	7	14	87
232	Dowd, Jim	48	6	8	14	12
233	Kostopoulos, Tom	59	7	7	14	44
234	Evason, Dean	67	7	7	14	38
235	Dunn, Richie	80	3	11	14	47
236	DeGray, Dale	28	6	7	13	29
237	Henderson, Paul	30	7	6	13	6
238	Arnason, Chuck	33	7	6	13	13
239	O'Sullivan, Chris	49	2	11	13	14
240	Stalos, Steve	57	4	9	13	40
241	Plager, Bill	76	2	11	13	92
242	McCarty, Darren	99	7	6	13	175
243	Allison, Jamie	101	3	10	13	163
244	Fenton, Paul	31	5	7	12	10
245	Drury, Ted	34	5	7	12	26
246	Bialowas, Dwight	48	3	9	12	22
247	Wilson, Bert	50	5	7	12	94
248	Friesen, Jeff	72	6	6	12	34
249	Sloan, Blake	74	2	10	12	32
250	Buzek, Petr	76	4	8	12	28
251	Smith, Brad	49	7	4	11	69
252	Paslawski, Greg	28	6	5	11	2
253	Tkaczuk, Daniel	19	4	7	11	14
254	Carr, Gene	30	3	8	11	6
255	Pirakin, Sergei	46	3	8	11	2
256	Krivokrasov, Sergei	12	1	10	11	4
257	Picard, Noel	57	1	10	11	53
258	Kotalik, Ales	52	7	4	11	37
259	Meredith, Greg	36	6	4	10	8
260	Dallas, Bobby	49	3	7	10	28
261	Johansson, Andreas	28	3	7	10	14
262	Kyte, Jim	63	0	10	10	260
263	Turek, Roman (G)	152	0	10	10	18
264	Shannon, Darryl	27	1	8	9	22
265	Gratton, Norm	29	3	6	9	12
266	Stiles, Tony	30	2	7	9	20
267	Lapointe, Claude	32	4	5	9	20
268	McKendry, Alex	36	3	6	9	19
269	Johansson, Mathias	46	4	5	9	12
270	Osiecki, Mark	50	2	7	9	24

	PLAYER	GP	G	A	PTS	PIM
271	Fotiu, Nick	51	5	4	9	166
272	Brown, Arnie	63	3	6	9	46
273	Vandermeer, Jim	67	1	8	9	149
274	Paradise, Bob	89	1	8	9	116
275	Montador, Steve	94	4	5	9	201
276	Murray, Bob	104	3	6	9	56
277	Kidd, Trevor (G)	178	0	9	9	12
278	Kiprusoff, Miikka (G)	482	0	9	9	43
279	Deadmarsh, Butch	61	7	1	8	97
280	Lemieux, Jocelyn	20	4	4	8	10
281	Nieminen, Ville	19	3	5	8	18
282	Godynuk, Alexander	33	3	5	8	23
283	Betts, Blair	35	3	5	8	12
284	Bergqvist, Jonas	22	2	5	7	10
285	Courteau, Yves	18	2	5	7	4
286	Prust, Brandon	78	2	5	7	202
287	Werenka, Brad	45	2	5	7	37
288	Schlegel, Brad	26	1	6	7	4
289	Guy, Kevan	42	0	7	7	33
290	Dingman, Chris	72	3	3	6	166
291	Murray, Marty	26	3	3	6	6
292	Roche, Dave	38	3	3	6	49
293	Green, Josh	36	2	4	6	24
294	Harris, Ron	24	2	4	6	8
295	Skrudland, Brian	16	2	4	6	10
296	Viitakoski, Vesa	23	2	4	6	8
297	Churla, Shane	34	1	5	6	158
298	Gratton, Benoit	24	1	5	6	24
299	Mayers, Jamal	27	1	5	6	53
302	Simard, Martin	37	1	5	6	172
303	Sjostrom, Fredrik	46	1	5	6	8
304	Zyuzin, Andrei	49	1	5	6	30
305	Riggin, Pat (G)	119	0	6	6	11
306	Oliva, Krzysztof	65	3	2	5	247
307	MacDonald, Craig	25	3	2	5	8
308	Young, C.J.	28	3	2	5	20
309	Coxe, Craig	7	2	3	5	32
310	Harkins, Todd	20	2	3	5	29
311	Hentunen, Jukka	28	2	3	5	4
312	Ingarfield, Earl, Jr.	17	2	3	5	6
313	Smyth, Greg	42	2	3	5	110
314	Johnson, Terry	24	1	4	5	71
315	Leclerc, Mike	15	1	4	5	8
316	Talafous, Dean	18	1	4	5	13
317	Volcan, Mickey	19	1	4	5	18
318	Sabourin, Ken	27	1	4	5	72
319	Stuart, Brad	27	0	5	5	18
320	Borschevsky, Nikolai	8	0	5	5	0
321	Reese, Jeff (G)	39	0	5	5	16
322	Holt, Randy	56	0	5	5	174
323	Myre, Phil (G)	211	0	5	5	23
324	Bureau, Marc	19	1	3	4	8
325	Featherstone, Glen	13	1	3	4	19
326	McGrattan, Brian	34	1	3	4	86

FLAMES CAREER SCORING (con't)

PLAYER	GP	G	A	PTS	PIM
327 Regehr, Richie	20	1	3	4	6
328 Sutter, Ron	21	1	3	4	12
329 Hay, Dwayne	49	1	3	4	16
330 Smith, Mark	54	1	3	4	59
331 Bowness, Rick	33	0	4	4	29
332 Engblom, Brian	32	0	4	4	28
333 Roloson, Dwayne (G)	70	0	4	4	12
334 Seiling, Rod	36	0	4	4	12
335 Tabaracci, Rick (G)	97	0	4	4	22
336 Gould, Bob	20	3	0	3	4
337 Roy, Andre	44	3	0	3	83
338 Varlamov, Sergei	8	3	0	3	0
339 Andersson, Erik	12	2	1	3	8
340 Eakin, Bruce	9	2	1	3	4
341 Higgins, Christopher	12	2	1	3	0
342 Markwart, Nevin	10	2	1	3	25
343 Sarault, Yves	11	2	1	3	4
344 Bassen, Bob	41	1	2	3	35
345 Dupont, Micki	18	1	2	3	6
346 Johnson, Aaron	22	1	2	3	19
347 Kohn, Ladislav	12	1	2	3	4
348 Kronwall, Staffan	11	1	2	3	2
349 Marchment, Bryan	37	1	2	3	75
350 May, Alan	7	1	2	3	1
351 McTavish, Dale	9	1	2	3	2
352 Rioux, Pierre	14	1	2	3	4
353 Belak, Wade	72	0	3	3	218
354 Brathwaite, Fred (G)	138	0	3	3	45
355 Dwyer, Mike	9	0	3	3	4
356 Edwards, Don (G)	114	0	3	3	6
357 Esau, Len	7	0	3	3	7
358 Mohns, Doug	28	0	3	3	10
359 Pelech, Matt	5	0	3	3	9
360 Pankewicz, Greg	17	0	3	3	20
361 Byers, Jerry	12	1	1	2	9
362 Greig, Mark	8	1	1	2	2
363 Haas, David	2	1	1	2	7
364 Landry, Eric	15	1	1	2	4
365 Meyer, Stefan	16	0	2	2	17
366 Stefaniw, Morris	13	1	1	2	2
367 Sweeney, Bob	6	1	1	2	6
368 Sutter, Brett	18	1	1	2	12
369 Wappel, Gord	20	1	1	2	10
370 Brigley, Travis	19	0	2	2	6
371 Dadswell, Doug (G)	27	0	2	2	2
372 Hale, David	69	0	2	2	56
373 Hanson, Keith	25	0	2	2	77
374 Ketter, Kerry	41	0	2	2	58
375 Korn, Jim	9	0	2	2	26
376 Lessard, Rick	7	0	2	2	2
377 Loyns, Lynn	12	0	2	2	2
378 Morgan, Jason	13	0	2	2	2
379 Van der Gulik, David	6	0	2	2	0
380 Wamsley, Rick (G)	111	0	2	2	12

PLAYER	GP	G	A	PTS	PIM
381 O'Flaherty, Gerry	1	1	0	1	2
382 Botterill, Jason	6	1	0	1	2
383 Chernomaz, Richard	14	1	0	1	6
384 Peters, Warren	16	1	0	1	12
385 Lemieux, Richard	1	0	1	1	0
386 Bolduc, Dan	2	0	1	1	0
387 Botting, Cam	2	0	1	1	0
388 Negrin, John	3	0	1	1	2
389 Malgunas, Stewart	4	0	1	1	2
390 Sabourin, Dany (G)	4	0	1	1	0
391 Zemlak, Richard	5	0	1	1	42
392 Nemisz, Greg	6	0	1	1	0
393 Helenius, Sami	7	0	1	1	8
394 Larose, Guy	7	0	1	1	4
395 Miller, Brad	8	0	1	1	14
396 Andersson, Niklas	11	0	1	1	4
397 Bouma, Lance	16	0	1	1	2
398 Norwood, Lee	16	0	1	1	16
399 Eakins, Dallas	17	0	1	1	11
400 Moss, Tyler (G)	17	0	1	1	0
401 Commodore, Mike	18	0	1	1	44
402 Mikkelsen, Brendan	19	0	1	1	2
403 Lakovic, Sasha	19	0	1	1	54
404 Giguere, JS (G)	22	0	1	1	6
405 Fata, Rico	27	0	1	1	10
406 Wregget, Ken (G)	27	0	1	1	8
407 Charron, Eric	35	0	1	1	55
408 McLennan, Jamie (G)	57	0	1	1	34
409 Ivanans, Raitis	1	0	0	0	5
410 Bartel, Robin	1	0	0	0	0
411 Dome, Robert	1	0	0	0	0
412 Heaphy, Shawn	1	0	0	0	0
413 Keetley, Matt (G)	1	0	0	0	0
414 Lamb, Mark	1	0	0	0	0
415 Lebeau, Patrick	1	0	0	0	0
416 Maki, Tomi	1	0	0	0	0
417 Olsen, Darryl	1	0	0	0	0
418 Ramholt, Tim	1	0	0	0	0
419 Schulte, Paxton	1	0	0	0	2
420 Sharples, Scott (G)	1	0	0	0	0
421 Skalde, Jarrod	1	0	0	0	0
422 Turnbull, Randy	1	0	0	0	2
423 Whitmore, Kay (G)	1	0	0	0	0
424 Ahola, Peter	2	0	0	0	0
425 Bucyk, Randy	2	0	0	0	0
426 Christie, Ryan	2	0	0	0	0
427 Chucko, Kris	2	0	0	0	2
428 Curtale, Tony	2	0	0	0	0
429 Freer, Mark	2	0	0	0	4
430 Greentree, Kyle	2	0	0	0	0
431 Hogoboom, Bill	2	0	0	0	0
432 Letang, Alan	2	0	0	0	0
433 Mercredi, Vic	2	0	0	0	0
434 Mrozik, Rick	2	0	0	0	0

FLAMES CAREER SCORING (con't)

	PLAYER	GP	G	A	PTS	PIM
435	Muzzatti, Jason (G)	2	0	0	0	0
436	Reierson, Dave	2	0	0	0	2
437	Sundblad, Niklas	2	0	0	0	0
438	Wilson, Rik	2	0	0	0	0
439	Brodie, T.J.	3	0	0	0	2
440	Adduono, Rick	3	0	0	0	2
441	Beaudoin, Serge	3	0	0	0	0
442	Bodak, Bob	3	0	0	0	22
443	Boucher, Bryan (G)	3	0	0	0	0
444	Eisenhut, Neil	3	0	0	0	0
445	Garner, Tyrone (G)	3	0	0	0	0
446	Gorman, Dave	3	0	0	0	0
447	Guenette, Steve (G)	3	0	0	0	2
448	Harrer, Tim	3	0	0	0	2
449	Jaffray, Jason	3	0	0	0	0
450	Jantunen, Marko	3	0	0	0	0
451	Nieckar, Barry	3	0	0	0	12
452	Sorochan, Lee	3	0	0	0	0
453	Walker, Howard	3	0	0	0	7
454	Brubaker, Jeff	4	0	0	0	19
455	Craig, Jim (G)	4	0	0	0	0
456	Germyn, Carsen	4	0	0	0	0
457	Grimson, Stu	4	0	0	0	22
458	Hampson, Gord	4	0	0	0	5
459	Martineau, Don	4	0	0	0	2

	PLAYER	GP	G	A	PTS	PIM
460	Modin, Fredrik	4	0	0	0	0
461	Morrow, Scott	4	0	0	0	0
462	Mottau, Mike	4	0	0	0	0
463	Struch, David	4	0	0	0	4
464	Ference, Brad	5	0	0	0	2
465	Sonnenberg, Martin	5	0	0	0	2
466	Wortman, Kevin	5	0	0	0	2
467	Bernhardt, Tim (G)	6	0	0	0	2
468	Scoville, Darrel	6	0	0	0	2
469	Chorske, Tom	7	0	0	0	2
470	Conacher, Pat	7	0	0	0	2
471	Ferguson, Craig	8	0	0	0	4
472	Sauve, Philippe (G)	8	0	0	0	21
473	Joseph, Curtis (G)	9	0	0	0	2
474	Thompson, Rocky	15	0	0	0	86
475	D'Amour, Marc (G)	16	0	0	0	22
476	Karlsson, Henrik (G)	17	0	0	0	0
477	Carson, Brett	19	0	0	0	4
478	McElhinney, Curtis (G)	29	0	0	0	2
479	Belanger, Yves (G)	22	0	0	0	0
480	Fuhr, Grant (G)	23	0	0	0	2
481	Peluso, Mike	23	0	0	0	113
482	Trefilov, Andrei (G)	23	0	0	0	6
483	Toskala, Vesa (G)	6	0	0	0	0



Joe Nieuwendyk, a 2011 Hockey Hall of Fame inductee sits fourth on the Flames career scoring list with 616 points (314G, 302A) in addition to 330 penalty minutes.

FLAMES CAREER GOALTENDERS



Henrik Karlsson made his debut in the 2011-12 season, posting a 2.58 GAA in 17 appearances.

GOALTENDER	GP	MP	W	L	T	GA	SO	GAA	WIN %
Taskala, Vesa	6	212	2	0	0	8	0	2.27	.0333
Kiprusoff, Miikka	482	28,306	262	156	55	1148	37	2.43	.601
Turek, Roman	152	8,934	63	68	20	376	12	2.53	.483
Wregget, Ken	27	1,589	10	12	4	67	1	2.53	.462
Brathwaite, Fred	138	7854	51	51	24	332	11	2.54	.500
Joseph, Curtis	9	399	3	2	0	17	0	2.55	.333
Karlsson, Henrik	17	837	4	5	6	36	0	2.58	.412
McLennan, Jamie	57	3144	17	25	7	143	4	2.73	.298
Tabaracci, Rick	97	5,373	36	42	10	252	4	2.81	.461
Moss, Tyler	17	919	5	10	1	43	0	2.81	.344
Kidd, Trevor	178	9,746	72	66	26	460	10	2.83	.518
Roloson, Dwayne	70	3,823	20	30	11	188	1	2.95	.418
Bouchard, Dan	398	22,853	168	139	75	1,154	20	3.03	.538
Giguere, J.S.	22	1,191	7	10	2	61	0	3.07	.421
Trefilov, Andrei	22	1,086	3	10	3	58	2	3.20	.281
Myre, Phil	211	12,230	76	95	32	654	11	3.21	.453
Wamsley, Rick	111	6,096	53	30	15	326	4	3.21	.617
McElhinney, Curtis	29	1,170	4	12	1	63	0	3.23	.265
Vernon, Michael	526	29,650	262	170	13	1613	13	3.26	.601
Sauve, Philippe	8	402	3	3	0	22	0	3.28	.375
Reese, Jeff	39	1,911	17	6	3	108	1	3.39	.712
D'Amour, Marc	15	560	2	4	2	32	0	3.43	.375
Sabouring, Dany	4	169	0	3	0	10	0	3.55	.000
Lemelin, Rejean	324	17,698	144	100	46	1,082	6	3.67	.576
Sharples, Scott	1	65	0	0	1	4	0	3.69	.500
Craig, Jim	4	206	1	2	1	13	0	3.79	.375
Fuhr, Grant	23	1,205	5	13	2	77	0	3.83	.300
Riggin, Pat	119	6,713	51	44	17	434	4	3.88	.531
Guenette, Steve	3	179	2	1	0	12	0	4.02	.667
Edwards, Don	114	6,203	40	49	13	420	2	4.06	.456
Belanger, Yves	22	1,119	8	10	0	76	1	4.08	.444
Dadswell, Doug	27	1,346	8	8	3	99	0	4.41	.500
Bernhardt, Tim	6	280	0	5	0	21	0	4.50	.000
Boucher, Brian	3	182	1	2	0	15	0	4.95	.333
Garner, Tyrone	3	139	0	2	0	12	0	5.18	.000
Muzzatti, Jason	2	70	0	1	0	8	0	6.86	.000
Keetley, Matt	1	9	0	0	0	0	0	0.00	.000

FLAMES LIFETIME SHUTOUTS

FOR: 154				AGAINST: 129		
GOALTENDER	SCORE	DATE	TEAM	GOALTENDER	SCORE	DATE
M. Vernon	3-0	Apr. 11, 1994	ANAHEIM	G. Hebert	5-0	Mar 15, 1995
M. Kiprusoff	3-0	Apr. 11, 2006		G. Hebert	7-0	Dec 20, 1996
M. Kiprusoff	3-0	Nov. 10, 2006		G. Hebert	1-0	Nov 14, 1998
				J.S. Giguere/S. Shields	4-0	Dec 8, 2001
			ATLANTA	M. Hnilicka	1-0	Jan 11, 2002
D. Bouchard	9-0	Mar. 9, 1976	BOSTON	J. Adams	4-0	Nov 14, 1972
J. McLennan	5-0	Dec. 18, 2003		G. Cheevers	3-0	Jan 23, 1977
M. Kipruoff	3-0	Dec. 17, 2005		B. Ranford	6-0	Oct 26, 1986
				B. Dafeo	3-0	Oct 18, 1997
				T. Thomas	5-0	Mar 27, 2010
D. Bouchard	3-0	Jan. 9, 1974	BUFFALO	R. Crozier	4-0	Nov 17, 1974
R. Wamsley	9-0	Nov. 5, 1988		B. Sauve	4-0	Mar 4, 1981
R. Tabaracci	3-0	Oct. 6, 1996		D. Hasek	2-0	Mar 24, 1998
R. Turek	3-0	Oct. 31, 2002		M. Noronen	2-0	Oct 18, 2003
P. Myre	2-0	Oct. 31, 1975	CALIFORNIA / CLEVELAND	G. Simmons	3-0	Oct 11, 1974
M. Kiprusoff	1-0	Dec. 11, 2003	CAROLINA / HARTFORD	S. Burke	2-0	Mar 5, 1997
M.. Kiprusoff	3-0	Dec. 5, 2006				
P. Myre	2-0	Nov. 8, 1974	CHICAGO	T. Esposito	7-0	Mar 24, 1973
D. Bouchard	2-0	Dec. 7, 1975		T. Esposito	3-0	Feb 8, 1974
M. Vernon	4-0	Nov. 30, 1987		T. Esposito	4-0	Feb 23, 1975
R. Tabaracci	1-0	Mar. 27, 1996		T. Esposito	3-0	Dec 18, 1977
R. Turek	4-0	Oct. 6, 2001		M. Bannerman	3-0	Oct 11, 1981
R. Turek	2-0	Mar. 7, 2003		E. Belfour	1-0	Mar 16, 1993
				A. Munro	2-0	Jan 26, 2006
A. Trefilov	1-0	Jan. 11, 1994	COLORADO / QUEBEC	R. Sevigny	4-0	Jan 11, 1985
M. Vernon	3-0	Dec. 19, 2000		M. Denis	4-0	Jan 5, 2000
R. Turek	2-0	Nov. 10, 2001		D. Aebischer	1-0	Mar 29, 2001
M. Kiprusoff	2-0	Feb. 24, 2004		D. Aebischer	2-0	Jan 24, 2002
M. Kipruoff	2-0	Apr. 13, 2006		P. Budaj	3-0	Mar 12, 2006
M. Kiprusoff	3-0	Oct. 28, 2008		J. Theodore	2-0	Mar 24, 2008
M. Kiprusoff	1-0	Nov. 20, 2008				
F. Brathwaite	3-0	Mar. 27, 2001	COLUMBUS	R. Tugnutt	3-0	Mar 14, 2001
J. McLennan	3-0	Nov. 1, 2003		M. Denis	3-0	Dec 19, 2002
M. Kiprusoff	2-0	Mar. 18, 2004		F. Noreenna	3-0	Mar 18, 2008
M. Kiprusoff	1-0	Mar. 4, 2008		S. Mason	5-0	Mar 26, 2009
P. Myre	5-0	Dec. 8, 1976	DALLAS / MINNESOTA	C. Maniago	6-0	Oct 18, 1972
T. Kidd	6-0	Feb. 11, 1995		C. Maniago	5-0	Nov 29, 1972
F. Brathwaite	1-0	Jan. 8, 1999		C. Maniago	3-0	Mar 3, 1973
F. Brathwaite	0-0	Dec. 21, 1999		E. Belfour	0-0	Dec 21, 1999
M. Kiprusoff	1-0	Mar. 9, 2006		M. Turco	2-0	Mar 31, 2001
M. Kiprusoff	1-0	Feb. 22, 2008		M. Turco	3-0	Nov 29, 2001
				M. Turco	4-0	Mar 22, 2004
D. Bouchard	2-0	Dec. 13, 1972	DETROIT	R. Edwards	1-0	Feb 3, 1973
D. Bouchard	2-0	Nov. 4, 1973		E. Giacomin	8-0	Mar 27, 1976
D. Bouchard	4-0	Mar. 10, 1974		E. Giacomin	0-0	Nov 7, 1976
P. Myre	0-0	Nov. 7, 1976		C. Osgood	3-0	Oct 27, 1995
R. Lemelin	10-0	Jan. 15, 1981		C. Osgood	4-0	Feb 19, 1997
M. Vernon	7-0	Jan. 5, 1991		C. Osgood	2-0	Oct 18, 1998
M. Vernon	3-0	Dec. 14, 1992		C. Joseph	4-0	Oct 21, 2002
M. Vernon	2-0	Dec. 10, 2001		C. Joseph	5-0	Nov 19, 2002
M. Kiprusoff	3-0	Nov. 27, 2009		C. Joseph	3-0	Nov 4, 2003
J. Reese	4-0	Oct. 25, 1992	EDMONTON	B. Ranford	6-0	Jan 8, 1989
R. Turek	1-0	Oct. 3, 2001		T. Salo	7-0	Jan 19, 2000
R. Turek	2-0	Apr. 12, 2002		T. Salo	2-0	Nov 19, 2000
J. McLennan	1-0	Oct. 14, 2003		M. Garon	5-0	Feb 4, 2008
M. Kiprusoff	3-0	Oct. 15, 2005		N. Khabibulin	4-0	Oct. 7, 2010
M. Kiprusoff	4-0	Jan. 20, 2007				
R. Tabaracci	2-0	Jan 6, 1996	FLORIDA	J. Hurme	3-0	Nov 9, 2002
				T. Vokoun	3-0	Oct. 14, 2010

FLAMES LIFETIME SHUTOUTS (con't)

GOALTENDER	SCORE	DATE	TEAM	GOALTENDER	SCORE	DATE
D. Bouchard	5-0	Jan. 17, 1975	LOS ANGELES	R Vachon	3-0	Dec. 8, 1973
R. Lemelin	7-0	Mar. 3, 1985		R Vachon	3-0	Jan. 13, 1976
D. Edwards	3-0	Mar. 29, 1985		K Hrudey	4-0	Oct. 15, 1992
R. Lemelin	5-0	Dec. 12, 1985		S Fiset	0-0	Oct. 26, 1996
R. Wamsley	5-0	Oct. 25, 1989		J Storr	3-0	Jan. 14, 1999
R. Wamsley	5-0	Mar. 5, 1990		J Storr	5-0	Jan. 6, 2001
T. Kidd	0-0	Oct. 26, 1996		F Potvin	2-0	Feb. 22, 2001
D. Roloson	2-0	Nov. 28, 1996				
F. Brathwaite	3-0	Jan. 25, 2001				
R. Turek	2-0	Dec. 3, 2001				
M. Kiprusoff	2-0	Feb. 12, 009				
M. Vernon	1-0	Nov. 8, 2000	MINNESOTA	M Fernandez	3-0	Mar. 31, 2003
M. Kiprusoff	3-0	Nov. 1, 2005		D Roloson	3-0	Nov. 7, 2003
M. Kiprusoff	3-0	Jan. 9, 2007		N Backstrom	4-0	Apr. 3, 2009
M. Kiprusoff	1-0 SO	Mar. 27, 2007		N Backstrom	4-0	Mar. 3, 2010
M. Kiprusoff	3-0	Nov. 29, 2010		N Backstrom	6-0	Jan. 19, 2011
M. Vernon	3-0	Nov. 9, 1986	MONTREAL	K Dryden	3-0	Oct. 12, 1972
M. Kiprusoff	1-0	Nov. 10, 2009		B Larocque	2-0	Dec. 2, 1974
M. Kiprusoff	4-0	Feb. 20, 2011		Dryden	4-0	Nov. 25, 1975
				K Dryden	7-0	Jan. 2, 1977
				B Larocque	6-0	Jan. 25, 1979
				D Herron	4-0	Dec. 18, 1980
				P Roy	4-0	Nov. 11, 1995
M. Vernon	3-0	Dec. 7, 2000	NASHVILLE	M Dunham	4-0	Apr. 5, 2001
R. Turek	3-0	Dec. 17, 2002		M Dunham	1-0	Oct. 11, 2001
R. Turek	4-0	Jan. 22, 2004		C Mason	3-0	Jan. 15, 2008
M. Kiprusoff	3-0	Nov. 1, 2004		D Ellis	1-0	Jan. 15, 2010
M. Kiprusoff	5-0	Nov. 30, 2009				
M. Kiprusoff	1-0 (OT)	Oct. 19, 2010				
P. Myre	1-0	Nov. 20, 1974	NEW JERSEY COLORADO / KANSAS CITY	M Dunham	5-0	Dec. 16, 1996
				M Brodeur	1-0 OT	Dec. 23, 2007
D. Bouchard	4-0	Mar. 2, 1975				
P. Riffin	11-0	Apr. 1, 1982				
D. Edwards	7-0	Mar. 14, 1983				
P. Myre	4-0	Nov. 16, 1972	NY ISLANDERS	B Smith	2-0	Oct. 17, 1975
P. Myre	4-0	Dec. 17, 1972		B Smith	7-0	Oct. 12, 1976
F. Brathwaite	5-0	Dec. 2, 1999		B Smith /G. Hogasta	9-0	Nov. 1, 1977
F. Brathwaite	2-0	Oct. 14, 2000		C Resch	5-0	Jan. 20, 1981
P. Myre	1-0	Mar. 14, 1975	NY RANGERS	G Villemure	6-0	Feb. 4, 1973
D. Bouchard	6-0	Apr. 1, 1978		J Vanbiesbrouck	4-0	Nov. 4, 1991
M. Vernon	3-0	Dec. 15, 1992		D Blackburn	1-0 OT	Nov. 7, 2002
J. McLennan	5-0	Jan. 5, 2004				
M. Kiprusoff	3-0	Dec. 7, 2008				
A. Trebilov	10-0	Jan. 15, 1994	OTTAWA	P Lalime	1-0	Jan. 9, 2003
M. Kiprusoff	1-0	Oct. 12, 2006				
M. Kiprusoff	2-0	Mar. 11, 2010				
D. Bouchard	3-0	Nov. 1, 1978	PHILADELPHIA	B Parent	1-0	Jan. 13, 1974
D. Bouchard	5-0	Jan. 16, 1979		B Parent	4-0	Nov. 20, 1977
R. Lemelin	5-0	Feb. 16, 1987		P Peeters	8-0	Oct. 28, 1980
M. Vernon	6-0	Dec. 4, 1993		B Froese	3-0	Jan. 12, 1986
T. Kidd	1-0	Oct. 13, 1996		D Roussel	3-0	Feb. 27, 1992
M. Kiprusoff	0-1 L/SO	Dec. 6, 2005		A Niittymaki	1-0 SO	Dec. 6, 2005
				R Emery	3-0	Feb. 1, 2010
D. Bouchard	8-0	Nov. 6, 1979	PHOENIX / WINNIPEG	D Berthiaume	9-0	Feb. 3, 1988
R. Riffin	2-0	Jan. 8, 1980		B Essensa	1-0	Feb. 26, 1989
R. Turek	2-0	Mar. 24, 2003		C Joseph	2-0	Oct. 17, 2005
R. Turek	4-0	Mar. 24, 2004		I Bryzgalov	3-0	Mar. 10, 2011
M. Kiprusoff	1-0	Mar. 31, 2004				
D. Bouchard	1-0	Jan. 18, 1978	PITTSBURGH	J Hedberg	2-0	Dec. 21, 2002
D. Bouchard	2-0	Nov. 3, 1978		M. Fleury	2-0	Mar. 25, 2009
P. Riffin	4-0	Jan. 16, 1982				

FLAMES LIFETIME SHUTOUTS (con't)

GOALTENDER	SCORE	DATE	TEAM	GOALTENDER	SCORE	DATE
M. Vernon	2-0	Mar. 12, 1994	SAN JOSE	M. Vernon / K. Hrudey	6-0	Apr. 7, 1998
T. Kidd	3-0	Feb. 24, 1995		E. Nabokov	8-0	Dec. 4, 2000
R. Tabaracci	6-0	Apr. 12, 1996		E. Nabokov	2-0	Feb. 6, 2002
F. Brathwaite	3-0	Apr. 1, 2000				
F. Brathwaite	1-0	Jan. 3, 2001				
M. Kiprusoff	2-0	Mar. 4, 2006				
M. Kiprusoff	4-0	Oct. 24, 2010				
D. Bouchard	1-0	Oct. 13, 1973	ST. LOUIS	E. Johnston	9-0	Nov. 2, 1974
D. Bouchard	1-0	Dec. 4, 1976		Y. Belanger	3-0	Mar. 11, 1975
D. Bouchard	3-0	Oct. 27, 1979		M. Liut	7-0	Nov. 10, 1981
R. Turek/M. Vernon	2-0	Nov. 17, 2001		G. Fuhr	2-0	Nov. 16, 1996
R. Turek	3-0	Mar. 14, 2004		B. Johnson	4-0	Dec. 15, 2001
M. Kiprusoff	3-0	Nov. 14, 2006		T. Barrasso	1-0	Nov. 16, 2002
M. Kiprusoff	1-0	Feb. 27, 2011		M. Legace	3-0	Nov. 25, 2007
M. Kiprusoff	6-0	Mar. 1, 2011		T. Conklin	2-0	Jan. 25, 2010
T. Kidd	10-0	Jan. 2, 1996	TAMPA BAY	D. Puppa	4-0	Feb. 24, 1994
D. Bouchard	1-0	Jan. 12, 1973	TORONTO	M. Palmateer	4-0	Nov. 9, 1977
D. Bouchard	3-0	Apr. 2, 1975		D. Puppa	4-0	Mar. 28, 1993
Y. Belanger	3-0	Dec. 31, 1977				
T. Kidd	4-0	Dec. 27, 1995				
T. Kidd	3-0	Feb. 15, 1997				
F. Brathwaite	4-0	Jan. 15, 2000				
M. Kiprusoff	1-0	Jan. 6, 2006				
D. Bouchard	2-0	Dec. 7, 1973	VANCOUVER	E. Dyck	5-0	Feb. 16, 1973
M. Vernon	4-0	Feb. 21, 1986		G. Smith	3-0	Oct. 23, 1973
R. Lemelin	2-0	Feb. 24, 1987		G. Smith	3-0	Mar. 15, 1974
R. Wamsley	2-0	Dec. 15, 1988		G. Hanlon	3-0	Dec. 5, 1978
T. Kidd	2-0	Mar. 26, 1995		R. Brodeur	5-0	Nov. 18, 1986
T. Kidd	4-0	Mar. 23, 1996		K. McLean	11-0	Mar. 1, 1992
T. Kidd	3-0	Feb. 1, 1997		K. McLean	5-0	Apr. 13, 1996
F. Brathwaite	2-0	Dec. 26, 1999		G. Snow	2-0	Apr. 12, 1999
F. Brathwaite	5-0	Dec. 29, 2000		P. Skudra	2-0	Jan. 26, 2002
M. Kiprusoff	1-0	Nov. 5, 2005		D. Cloutier	3-0	Oct. 10, 2002
				D. Cloutier	2-0	Dec. 26, 2003
				R. Luongo	6-0	Oct. 9, 2008
P. Myre	3-0	Jan. 5, 1975	WASHINGTON	R. Tabaracci	0-0	Oct. 30, 1998
P. Myre	5-0	Mar. 23, 1975				
P. Myre	7-0	Nov. 3, 1976				
P. Riggan	3-0	Feb. 21, 1980				
R. Lemelin	6-0	Jan. 8, 1981				
K. Wregget	0-0	Oct. 30, 1998				
M. Kiprusoff	6-0	Mar. 1, 2011	LAST SHUTOUT	I. Bryzgalov	3-0	Mar. 10, 2011
153 games			LONGEST TIME BETWEEN SHUTOUTS		264 games	
Mar. 14, 1983 through Mar. 3, 1985					Nov. 12, 1981 through Jan. 11, 1985 (NHL RECORD)	
17			GAMES SINCE LAST SHUTOUT		12	

FLAMES LIFETIME HOME AND AWAY VS. NHL

HOME

FLAMES VS.	GP	W	L	T	GF	GA	PTS	%
Anaheim Ducks.....	37	23	12	2	107	87	48	0.649
Boston Bruins.....	47	20	23	4	167	159	44	0.468
Buffalo Sabres.....	49	20	18	11	166	151	51	0.520
Carolina Hurricanes.....	31	23	6	2	147	93	48	0.774
Chicago Blackhawks.....	75	33	27	15	230	224	81	0.540
Cleveland Barons.....	13	8	4	1	51	34	17	0.654
Colorado Avalanche.....	68	33	22	13	236	196	79	0.581
Columbus Blue Jackets..	20	14	4	2	62	43	30	0.750
Dallas Stars.....	74	39	19	16	238	184	94	0.635
Detroit Red Wings.....	72	39	25	8	254	206	86	0.597
Edmonton Oilers.....	102	59	33	10	400	318	128	0.627
Florida Panthers.....	11	5	4	2	28	29	12	0.545
Los Angeles Kings.....	106	65	28	13	457	334	143	0.675
Minnesota Wild.....	31	20	5	6	76	63	46	0.742
Montreal Canadiens.....	53	20	26	7	163	171	47	0.443
Nashville Predators.....	24	12	7	5	70	57	29	0.604
New Jersey Devils.....	44	29	6	9	189	115	67	0.761
New York Islanders.....	52	25	15	12	183	156	62	0.596
New York Rangers.....	51	29	11	11	223	152	69	0.676
Ottawa Senators.....	15	10	4	1	53	31	21	0.700
Philadelphia Flyers.....	54	25	20	9	210	178	59	0.546
Phoenix Coyotes.....	83	45	28	10	328	257	100	0.602
Pittsburgh Penguins.....	48	27	12	9	207	145	63	0.656
San Jose Sharks.....	44	25	14	5	153	117	55	0.625
St. Louis Blues.....	74	38	28	8	235	199	84	0.568
Tampa Bay Lightning.....	13	7	5	1	44	37	15	0.577
Toronto Maple Leafs.....	65	38	22	5	252	201	81	0.623
Vancouver Canucks.....	119	66	34	19	449	347	151	0.634
Washington Capitals.....	41	25	9	7	163	105	57	0.695
Winnipeg Jets.....	5	5	0	0	21	8	10	1.000
TOTALS.....	1,521	827	471	223	5,562	4,397	1,877	0.617

ROAD

FLAMES VS.	GP	W	L	T	GF	GA	PTS	%
Anaheim Ducks.....	38	8	18	12	96	124	28	0.368
Boston Bruins.....	49	13	30	6	132	173	32	0.327
Buffalo Sabres.....	47	13	26	8	134	192	34	0.362
Carolina Hurricanes.....	31	14	11	6	113	105	34	0.548
Chicago Blackhawks.....	73	26	32	15	212	242	67	0.459
Cleveland Barons.....	13	7	3	3	43	33	17	0.654
Colorado Avalanche.....	68	27	28	13	216	232	67	0.493
Columbus Blue Jackets..	20	6	13	1	41	58	13	0.325
Dallas Stars.....	74	27	34	13	223	259	67	0.453
Detroit Red Wings.....	71	22	37	12	212	262	56	0.394
Edmonton Oilers.....	102	41	49	12	317	359	94	0.461
Florida Panthers.....	11	6	3	2	25	23	14	0.636
Los Angeles Kings.....	103	42	49	12	348	366	96	0.466
Minnesota Wild.....	32	15	13	4	63	77	34	0.531
Montreal Canadiens.....	50	13	28	9	122	177	35	0.350
Nashville Predators.....	25	11	13	1	61	76	23	0.460
New Jersey Devils.....	48	28	16	4	169	133	60	0.625
New York Islanders.....	53	17	27	9	147	197	43	0.406
New York Rangers.....	55	24	24	7	190	184	55	0.500
Ottawa Senators.....	14	5	6	3	36	35	13	0.464
Philadelphia Flyers.....	54	17	33	4	144	202	38	0.352
Phoenix Coyotes.....	82	31	37	14	277	296	76	0.463
Pittsburgh Penguins.....	47	11	26	10	137	175	32	0.340
San Jose Sharks.....	46	22	19	5	132	146	49	0.533
St. Louis Blues.....	76	33	33	10	240	256	76	0.500
Tampa Bay Lightning.....	12	5	5	2	42	39	12	0.500
Toronto Maple Leafs.....	57	20	29	8	205	218	48	0.421
Vancouver Canucks.....	120	53	45	22	381	412	128	0.533
Washington Capitals.....	43	15	22	6	146	159	36	0.419
Winnipeg Jets.....	7	1	5	1	15	21	3	0.214
TOTALS.....	1,521	573	714	234	4,619	5,231	1,380	0.454

Phoenix includes games vs. Winnipeg. Dallas includes games vs. Minnesota.

New Jersey includes games vs. Kansas City and Colorado.

Colorado includes games vs. Quebec. Carolina includes games vs. Hartford.

Totals are inclusive of Cleveland Barons.

NOTE: GF does not include artificial "goals" awarded for a shootout victory T = single points earned via tie, overtime/shootout loss

FLAMES LIFETIME HOME AND AWAY VS. NHL

OVERALL

FLAMES VS.	GP	W	L	T	GF	GA	PTS	%
Anaheim Ducks.....	75	31	30	14	203	211	76	0.507
Boston Bruins.....	96	33	53	10	299	332	76	0.396
Buffalo Sabres.....	96	33	44	19	300	343	85	0.443
Carolina Hurricanes.....	62	37	17	8	260	198	82	0.661
Chicago Blackhawks.....	148	59	59	30	442	466	148	0.500
Cleveland Barons.....	26	15	7	4	94	67	34	0.654
Colorado Avalanche.....	136	60	50	26	452	428	146	0.537
Columbus Blue Jackets..	40	20	17	3	103	101	43	0.538
Dallas Stars.....	148	66	53	29	461	443	161	0.544
Detroit Red Wings.....	143	61	62	20	466	468	142	0.497
Edmonton Oilers.....	204	100	82	22	717	677	222	0.544
Florida Panthers.....	22	11	7	4	53	52	26	0.591
Los Angeles Kings.....	209	107	77	25	805	700	239	0.572
Minnesota Wild.....	63	35	18	10	139	140	80	0.635
Montreal Canadiens.....	103	33	54	16	285	348	82	0.398
Nashville Predators.....	49	23	20	6	131	133	52	0.531
New Jersey Devils.....	92	57	22	13	358	248	127	0.690
New York Islanders.....	105	42	42	21	330	353	105	0.500
New York Rangers.....	106	53	35	18	413	336	124	0.585
Ottawa Senators.....	29	15	10	4	89	66	34	0.586
Philadelphia Flyers.....	108	42	53	13	354	380	97	0.449
Phoenix Coyotes.....	165	76	65	24	605	553	176	0.533
Pittsburgh Penguins.....	95	38	38	19	344	320	95	0.500
San Jose Sharks.....	90	47	33	10	285	263	104	0.578
St. Louis Blues.....	150	71	61	18	475	455	160	0.533
Tampa Bay Lightning.....	25	12	10	3	86	76	27	0.540
Toronto Maple Leafs.....	122	58	51	13	457	419	129	0.529
Vancouver Canucks.....	239	119	79	41	830	759	279	0.584
Washington Capitals.....	84	40	31	13	309	264	93	0.554
Atlanta Thrashers.....	12	6	5	1	36	29	13	0.542
TOTALS.....	3042	1400	1185	457	10,181	9,628	3,257	0.535

Phoenix includes games vs. Winnipeg. Dallas includes games vs. Minnesota.

New Jersey includes games vs. Kansas City and Colorado.

Colorado includes games vs. Quebec. Carolina includes games vs. Hartford.

Totals are inclusive of Cleveland Barons.

NOTE: GF does not include artificial "goals" awarded for a shootout victory T = single points earned via tie, overtime/shootout loss



FLAMES ALL-TIME TEAM RECORDS

LONGEST STREAKS:

Winning: 10 Games
Oct. 14 through Nov. 3, 1978

Losing: 11 Games
Dec. 14, 1985 through Jan. 7, 1986

Unbeaten: 13 Games
Nov. 10 through Dec. 8, 1988

Winless: 11 Games
Dec. 14, 1985 through Jan. 7, 1986

Home Winning: 10 Games
Nov. 7 through Dec. 12, 2006

Home Losing: 6 Games
Dec. 5 through Dec. 31, 1998

Home Unbeaten: 18 Games
Dec. 29, 1990 through Mar. 14, 1991

Home Winless: 10 Games
Oct. 21 through Dec. 4, 2000

Road Winning: 7 Games
Nov. 10 through Dec. 4, 1988

Road Losing: 9 Games
Dec. 1, 1985 through Jan. 12, 1986

Road Unbeaten (earned points): 10 Games
Nov. 4 through Nov. 30, 2009

Road Winless: 13 Games
Feb. 3 through Mar. 29, 1973

MOST:

Wins, One Season: 54
1988-89

Home Wins, One Season: 32
1988-89

Road Wins, One Season: 22
1987-88; 1988-89

Road Wins, One Trip: 6
Dec. 9-18, 2007

TIES NHL RECORD

Losses, One Season: 41
1996-97

Home Losses, One Season: 20
1998-99

Road Losses, One Season: 24
1997-98

Ties, One Season: 19
1977-78

FEWEST:

Wins, One Season: 25
1972-73

Home Wins, One Season: 12
2000-01

Road Wins, One Season: 8
1997-98

Losses, One Season: 17
1988-89

Home Losses, One Season: 4
1988-89

Road Losses, One Season: 12
1987-88

Ties, One Season: 3
1986-87

TIES NHL RECORD

MOST:

Points, One Season: 117
1988-89 (54 wins, 9 ties)

Home Points, One Season: 68
1988-89 (32 wins, 4 ties)

Road Points, One Season: 50
1987-88 (22 Wins, 6 Ties)

FEWEST:

Points, One Season: 65
1972-73 (25 Wins, 15 Ties)

Home Points, One Season: 35
2000-01 (12 Wins, 9 Ties, 2 OTL)

Road Points, One Season: 25
1997-98 (8 wins, 9 ties)

MOST:

Goals For, One Season: 397
1987-88

Home Goals For, One Season: 217
1987-88

Road Goals For, One Season: 180
1987-88

50-Goal Scorers, One Season: 2
1987-88 (Nieuwendyk, Loob);
1988-89 (Nieuwendyk, Mullen)

40-Goal Scorers, One Season: 4
1987-88 (Nieuwendyk, Loob, Bullard, Mullen)

TIES NHL RECORD

30-Goal Scorers, One Season: 4
1981-82 (McDonald, Bridgman, LaVallee, Peplinski);
1983-84 (Beers, McDonald, Nilsson, Loob);
1987-88 (Nieuwendyk, Loob, Bullard, Mullen);
1989-90 (Nieuwendyk, Roberts, Mullen, Fleury);
1993-94 (Roberts, Reichel, Fleury, Nieuwendyk)

20-Goal Scorers, One Season: 9
1989-90 (Nieuwendyk, Roberts, Mullen, Fleury,
MacInnis, Ranheim, Makarov, Gilmour, MacLellan)

Goals Against, One Season: 345
1981-82

Home Goals Against, One Season: 154
1985-86

Road Goals Against, One Season: 204
1981-82

FEWEST:

Goals For, One Season: 186
2002-03

Home Goals For, One Season: 93
2003-04

Road Goals For, One Season: 85
1972-73

Goals Against, One Season: 176
2003-04

Home Goals Against, One Season: 73
2005-06

Road Goals Against, One Season: 91
2003-04

MOST:

Goals For, One Game: 13
Feb. 10, 1993, Flames 13 San Jose 1

Goals For, One Home Game: 13
Feb. 10, 1993, Flames 13 San Jose 1

Goals For, One Road Game: 11
Jan. 25, 1988, Flames 11 Toronto 3

Goals Against, One Game: 12
Oct. 29, 1981, Flames 4 Detroit 12

Goals Against, One Home Game: 10:
Dec. 28, 1978, Flames 4 NY Islanders 10;
Nov. 26, 1996, Flames 1 Edmonton 10

Goals Against, One Road Game: 12
Oct. 29, 1981, Flames 4 Detroit 12

Goals For, One Period: 7
Oct. 17, 1988, 3rd period, Flames 11 Los Angeles 4

Goals Against, One Period: 6
Nov. 8, 1981, 3rd period, Flames 4 Chicago 10;
Jan. 18, 1983, 1st period, Flames 2 Montreal 7;
Nov. 13, 1983, 3rd period, Flames 2 Buffalo 11;
Jan. 3, 1984, 1st period, Flames 6 Edmonton 9;
Jan. 7, 1984, 3rd period, Flames 1 Los Angeles 7

Total Goals, One Game: 18
Feb. 23, 1991, Flames 10, Quebec 8

Total Goals, One Period: 10

FLAMES ALL-TIME TEAM RECORDS (con't)

Jan. 16, 1987 at Vancouver (5-9), 1st period, Flames 4, Vancouver 6

LARGEST:

Winning Margin: 12 Goals

Feb. 19, 1993, Flames 13 San Jose 1

Losing Margin: 11 Goals

Mar. 1, 1992, Flames 0 Vancouver 11

Tie: 8-8

Oct. 17, 1989 at Quebec

Shutout For: 11-0

Apr. 1, 1982, Flames 11 Colorado 0

Shutout Against: 0-11

Mar. 1, 1992, Flames 0 Vancouver 11

MOST:

Power Play Goals, One Season: 109
1987-88

Power Play Goals, One Game: 5

Jan. 15, 1981, Flames 10 Detroit 0;

Apr. 4, 1986, Flames 9 Edmonton 3;

Feb. 25, 1990, Flames 10 Edmonton 4;

Oct. 8, 1992, Flames 7 Edmonton 2

Power Play Goals, One Game Both Teams: 8

Mar. 30, 1988, Flames 7 at

Los Angeles 9, (3-5)

Power Play Goals Against, One Game: 6

Mar. 1, 1992, Flames 0 Vancouver 11

Shorthanded Goals, One Season: 23
1987-88

Shorthanded Goals Against, One Season: 21
1984-85

Shorthanded Goals For, One Game: 3

Mar. 9, 1991, Flames 8 St. Louis 4;

Oct. 17, 1997, Flames 6 Colorado 5, OT

Shorthanded Goals Against, One Game: 3

Jan. 13, 1985 Flames 1 Philadelphia 7

Oct. 16, 1996 Flames 2 Montreal 4

Dec. 20, 1996 Flames 0 Anaheim 7

Apr. 9, 1998 Flames 3 Vancouver 6

Consecutive Games Scoring Shorthanded Goals, For: 4

Nov. 13 through Nov 19, 1987, 5 goals

Consecutive Games Scoring Shorthanded Goals, Against: 4

Apr. 9 through Apr 15, 1998, 6 goals

Consecutive Games Scoring Hat Tricks For: 4

Oct. 31 through Nov 5, 1992, Makarov, Nieuwendyk,

Fleury, Leeman

FASTEST:

Two Goals For: 0:04

Oct. 17, 1989 at Quebec, Doug Gilmour at 19:45 and

Paul Ranheim at 19:49, 3rd period

TIES NHL RECORD

Two Goals For, One Player: 0:06

Mar. 22, 1984 vs. Detroit, Lanny McDonald

at 16:23 and 16:29, 1st period

Two Goals For, Both Teams: 0:04

Mar. 15, 1977 vs. Pittsburgh, Wayne Bianchin (15:31)

and Flames Guy Chouinard (15:35), 3rd period

Nov. 26, 2006 at Anaheim, Flames Daymond

Langkow (19:39) and Anaheim Todd Marchant (19:43),

3rd period

Three Goals For: 0:36

Feb. 10, 1993 vs. San Jose, Suter 0:17, Lindberg 0:40

and Stern 0:53, 3rd period

Four Goals For: 1:21

Feb. 10, 1993 vs. San Jose, Fleury 19:32, 2nd;

Suter 0:17, Lindberg 0:40 and Stern 0:53, 3rd,

2nd and 3rd periods

Five Goals For: 4:48

Mar. 12, 1975 vs. Vancouver

Six Goals For: 7:29

Feb. 25, 1981 vs. NY Islanders

Two Goals For, Start Of Game: 0:32

Mar. 11, 1987, at Hartford, 0:09 Risebrough

and 0:32 Patterson

Three Goals For, Start Of Period: 0:53

Feb. 10, 1993 vs. San Jose, Suter 0:17, Lindberg 0:40

and Stern 0:53, 3rd period

Two Shorthanded Goals For: 0:04

Oct. 17, 1989 at Quebec (8-8, OT), Gilmour (19:45) and

Ranheim (19:49), 3rd period

NHL RECORD

MOST:

Shots On Goal For, One Game: 59

Mar. 15, 1977 vs. Pittsburgh;

Feb. 23, 1991 vs. Quebec

Shots Against, One Game: 57

Jan. 23, 1975 vs. NY Rangers

Shots For, One Period: 25 (2 times)

Nov. 5, 1988 vs. Edmonton (4-4), 2nd period;

Nov. 14, 2005 vs. Minnesota (3-2), 3rd period

Shots Against, One Period: 28

Mar. 12, 2009 at Detroit (6-5) SO, 3rd period

FEWEST:

Shots On Goal For, One Game: 8

Oct. 27, 1995 vs. Detroit (0-3)

Shots Against, One Game: 12

Nov. 9, 1988 at Buffalo (2-3);

Dec. 6, 1988 vs. Quebec (3-2);

Nov. 24, 1993 vs. Toronto (5-3);

Apr. 6, 1994 vs. Anaheim (4-2);

Mar. 21, 1999 vs. NY Islanders (2-1)

Shots For, One Period: 1

Mar. 7, 1982 at Pittsburgh (4-4), 1st period;

Apr. 2, 1987 at Edmonton (4-4), 1st period;

Dec. 11, 1998 at Tampa Bay (2-1), 3rd period;

Dec. 14, 1999 at St. Louis (1-1), 1st period.

Mar. 16, 2004 at Detroit (4-1), 1st period

Apr. 2, 2009 at Dallas (2-1), 3rd period

Shots Against, One Period: 0

Nov. 27, 1974 vs. Kansas City (4-2), 2nd period

Mar. 24, 2003 vs. Phoenix (2-0), 1st period;

MOST:

Shutouts, One Season: 11

Miikka Kiprusoff (4), Jamie McLennan (4)

Roman Turek (3), 2003-04;

Penalty Shots, One Season: 5

2003-04

Penalty Shots Successful, One Season: 3

1986-87

LONGEST:

Non-Shutout Streak: 264 Games

Nov 12, 1981 through Jan 9, 1985

NHL RECORD

Consecutive Shutout Minutes, For: 161:11

Apr. 8, 2006, 2:27, overtime at Vancouver; Apr. 11,

2006 vs. Anaheim to Apr. 15, 2006, 3rd period

at Los Angeles

Consecutive Shutout Minutes, Against: 182:42

Nov. 5, 2002, 3:21, 1st period to Nov 11, 2002,

15:12, 3rd period

Lowest Team Goals Against Average: 2.15

2003-04

Highest Team Save Percentage: 91.6

2003-04

FLAMES ALL-TIME INDIVIDUAL RECORDS

MOST:

Most Seasons: 14
Jarome Iginla, 1996-2011

Most Games Played: 1,106
Jarome Iginla, 1996-2011

Most Points, Career: 1006
Jarome Iginla, (484 goals, 522 assists)

Most Goals, Career: 484
Jarome Iginla

Most Assists, Career: 609
Al MacInnis

Most Penalty Minutes, Career: 2405
Tim Hunter

Longest Consecutive Game Streak: 257
Brad Marsh, Oct. 11, 1978 to Nov. 10, 1981

Most Shutouts, Career: 37
Miikka Kiprusoff

Most Wins, Goaltender Career: 262
Miikka Kiprusoff

MOST POINTS:

One Season: 131
Kent Nilsson, 1980-81.

One Season, By A Center: 131
Kent Nilsson, 1980-81

One Season, By A Left Wing: 90
Gary Roberts, 1991-92

One Season, By A Right Wing: 110
Joe Mullen, 1988-89

One Season, By A Defenceman: 103
Al MacInnis, 1990-91

One Season, By A Rookie: 92
Joe Nieuwendyk, 1987-88

One Season Series: 21
Joe Mullen vs. Los Angeles (8 games),
1988-89, 14 goals, 7 assists

Consecutive Games Scoring: 16
Gary Suter, 1987-88;
Gary Roberts, 1991-92;
Jarome Iginla, 1999-00

One Game: 7
Sergei Makarov, Feb. 25, 1990 vs. Edmonton,
2 goals, 5 assists

One Period: 4
Gary Suter, Apr. 4, 1986 vs. Edmonton, 2nd, 4 assists;
Joe Nieuwendyk, Jan. 11, 1989 vs. Winnipeg,
3rd, 4 goals;
Al MacInnis, Mar. 28, 1991 vs. Edmonton, 1st,
1 goal, 3 assists
Olli Jokinen, Feb. 14, 2011 at Colorado, 1st,
1 goal, 3 assists

One Game By A Goaltender: 3
Jeff Reese, Feb. 10, 1993 vs. San Jose, 3 assists

NHL RECORD

MOST GOALS:

One Season: 66
Lanny McDonald, 1982-83

One Season, By A Center: 51
Joe Nieuwendyk, 1987-88; 1988-89

One Season, By A Left Wing: 53
Gary Roberts, 1991-92

One Season, By A Right Wing: 66
Lanny McDonald, 1982-83

One Season, By A Defenceman: 28
Al MacInnis, 1989-90; 1990-91; 1993-94

One Season, By A Rookie: 51
Joe Nieuwendyk, 1987-88

One Season Series: 14
Joe Mullen vs. Los Angeles (8 games), 1988-89

Consecutive Games Scoring: 8
Kent Nilsson, 1983-84; Gary Roberts, 1992-93

One Game: 5
Joe Nieuwendyk, Jan. 11, 1989 vs. Winnipeg

One Period: 4
Joe Nieuwendyk, Jan. 11, 1989 vs. Winnipeg, 3rd

TIES NHL RECORD

Power Play Goals, One Season: 31
Joe Nieuwendyk, 1987-88

Shorthanded Goals, One Season: 9
Kent Nilsson, 1984-85

Shorthanded Goals, One Game: 3
Theoren Fleury, Mar. 9, 1991 at St. Louis

First Goals Of The Game, One Season: 14
Kent Nilsson, 1980-81

Game Winning Goals, One Season: 12
Joe Mullen, 1986-87

Game Tying Goals, One Season: 4
Eric Vail, 1974-75;
Jacques Richard, 1974-75;
Kent Nilsson, 1980-81;
Jim Peplinski, 1981-82

Overtime Goals, One Season: 3
Joe Nieuwendyk, 1988-89

MOST ASSISTS:

One Season: 82
Kent Nilsson, 1980-81

One Season, By A Center: 82
Kent Nilsson, 1980-81

One Season, By A Left Wing: 59
Alex Tanguay, 2006-07

One Season, By A Right Wing: 71
Bob MacMillan, 1978-79

One Season, By A Defenceman: 75
Al MacInnis, 1990-91

One Season, By A Rookie: 62
Sergei Makarov, 1989-90

One Season, Series: 13
Paul Reinhart vs. Edmonton (7 games), 1982-83;
Guy Chouinard vs. Edmonton (8 games), 1982-83

Consecutive Games Scoring: 9
Kent Nilsson, 1984-85;
Al MacInnis, 1986-87;
Gary Suter, 1987-88

One Game: 6
Guy Chouinard, Feb. 25, 1981 vs. NY Islanders;
Gary Suter, Apr. 4, 1986 vs. Edmonton

One Period: 4
Gary Suter, Apr. 4, 1986 vs. Edmonton, 2nd period

MOST PENALTIES:

Minutes, One Season: 375
Tim Hunter, 1988-89

Minutes One Season, By A Center: 213
Joel Otto, 1988-89

FLAMES ALL-TIME INDIVIDUAL RECORDS (con't)

Minutes One Season, By A Left Wing: 282

Gary Roberts, 1987-88

Minutes One Season, By A Right Wing: 375

Tim Hunter, 1988-89

Minutes One Season, By A Defenceman: 271

Neil Sheehy, 1985-86

Minutes One Season, By A Rookie: 208

Todd Simpson, 1996-97

Consecutive Games Penalized: 14

Willi Plett, 1977-78; Tim Hunter, 1986-87

One Game: 8

Charlie Bourgeois, Jan. 27, 1986 vs. Los Angeles,

(7 minors, 1-10 minute misconduct);

Theoren Fleury, Nov. 9, 1997 at Detroit,

(5 minors, 3-10 minute misconducts)

Minutes, One Game: 41

Neil Sheehy, Mar. 21, 1986 vs. Vancouver,

(3 minors, 1 major, 3-10 minute misconducts)

Minutes, One Period: 37

Nick Fotiu, Mar. 8, 1987 at NY Rangers,

(minor, major, 10-minute misconduct,

2 game misconducts)

MOST SHOTS:

One Season: 353

Theoren Fleury, 1995-96

One Game: 13

Al MacInnis, Mar. 24, 1993 vs St. Louis;

Theoren Fleury, Mar. 2, 1995 vs Vancouver

One Period: 8

Kari Eloranta, Oct. 15, 1983 vs Edmonton, 2nd period

MISCELLANEOUS:

Shutouts, One Season: 10

Mikka Kiprusoff, 2005-06

Wins One Season, By A Goaltender: 45

Mikka Kiprusoff, 2008-09

Longest Undefeated Streak, By A Goaltender: 19 Games

Rejean Lemelin, 12 wins, 7 ties, 1983-84

Most Consecutive Shutout Minutes, For: 164:40

Mike Vernon Dec. 12-19, 1992

Most Consecutive Games Played, Goaltender: 28

Trevor Kidd, Jan. 20, 1995 to Mar. 19, 1995

Lowest Goals Against Average: 1.69

Mikka Kiprusoff, 2003-04

Highest Save Percentage: .933

Mikka Kiprusoff, 2003-04

Penalty Shots, One Season: 3

Joe Mullen, 1986-87

Shean Donovan, 2003-04

Penalty Shots Successful, One Season: 2

Mikka Kiprusoff, Mar. 4, 2011

Most Penalty Shots Stopped For, One Game: 2

Joe Mullen, 1986-87

Shean Donovan, 2003-04

Most Penalty Shots Stopped Against, One Game: 2

Mikka Kiprusoff, Mar. 4, 2011

3 Or More Goal Games, One Season: 5

Hakan Loob, 1987-88;

Theoren Fleury, 1990-91

Highest Plus-Minus, One Game: +9

Theoren Fleury, Feb. 10, 1993 vs. San Jose

Most 1st Goals of the Season: 3

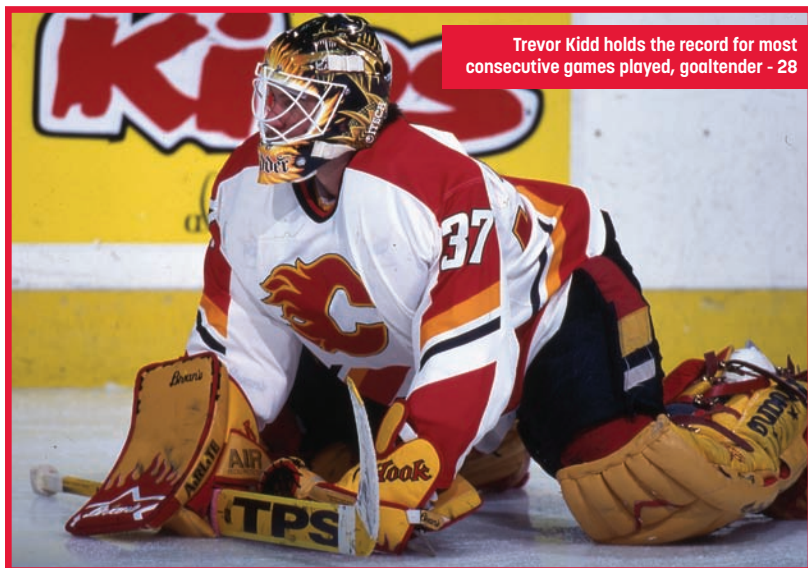
Theoren Fleury, 1991-92, 1993-94, 1994-95

Most Consecutive Seasons with 30+ Goals: 10

Jarome Iginla, 2000-11

Most All-Stars in the starting line-up: 2

Jarome Iginla and Dion Phaneuf, 2008





PLAYOFF RECORDS

WE
ARE
THE  **C of RED**

FLAMES ALL-TIME PLAYOFF RECORD VS. OTHER TEAMS

Opponent	Series	W	L	GP	W	L	GF	GA	Last Mtg.	Rnd.	Result
Anaheim	1	0	1	7	3	4	16	17	2006	CQF	L 3-4
Chicago	4	2	2	18	9	9	53	54	2009	CQF	L 2-4
Dallas	1	0	1	7	3	4	19	25	1981	SF	L 2-4
Detroit	3	1	2	14	6	8	26	38	2007	CQF	L 4-2
Edmonton	5	1	4	30	11	19	96	132	1991	DSF	L 3-4
Los Angeles	6	2	4	26	13	13	102	105	1993	DSF	L 2-4
Montreal	2	1	1	11	5	6	32	31	1989	F	W 4-2
NY Rangers	1	0	1	4	1	3	8	14	1980	PRE	L 1-3
Philadelphia	2	1	1	11	4	7	28	43	1981	QF	W 4-3
Phoenix	3	1	2	13	6	7	43	45	1987	DSF	L 2-4
St. Louis	1	1	0	7	4	3	28	22	1986	CF	W 4-3
San Jose	3	1	2	20	10	10	68	57	2008	CQF	L 4-3
Tampa Bay	1	0	1	7	3	4	14	13	2004	F	L 3-4
Toronto	1	0	1	2	0	2	5	9	1979	PRE	L 0-2
Vancouver	6	4	2	32	17	15	101	96	2004	CQF	W 4-3
TOTALS	34	15	19	191	90	96	616	639	-	-	-

FLAMES ALL-TIME SERIES RECORD VS. OTHER TEAMS

Opponent	Year	Series	Winner	W	L	GF	GA
Anaheim	2006	CQF	ANA	3	4	16	17
Chicago	1981	PRE	CGY	3	0	15	9
Chicago	1989	CF	CGY	4	1	15	8
Chicago	1996	CQF	CHI	0	4	7	16
Chicago	2009	CQF	CHI	2	4	16	21
Detroit	1978	PRE	DET	0	2	5	8
Detroit	2004	CSF	CGY	4	2	11	12
Detroit	2007	CQF	DET	2	4	10	18
Edmonton	1983	DF	EDM	1	4	13	35
Edmonton	1984	DF	EDM	3	4	27	33
Edmonton	1986	DF	CGY	4	3	25	24
Edmonton	1988	DF	EDM	0	4	11	18
Edmonton	1991	DSF	EDM	3	4	20	22
Los Angeles	1976	PRE	LAK	0	2	1	3
Los Angeles	1977	PRE	LAK	1	2	7	11
Los Angeles	1988	DSF	CGY	4	1	30	18
Los Angeles	1989	DF	CGY	4	0	22	11
Los Angeles	1990	DSF	LAK	2	4	24	29
Los Angeles	1993	DSF	LAK	2	4	28	33
Minnesota	1981	SF	MIN	2	4	18	25
Montreal	1986	F	MTL	1	4	13	15
Montreal	1989	F	CGY	4	2	19	16
NY Rangers	1980	PRE	NYR	1	3	8	14
Philadelphia	1974	QF	PHI	0	4	6	17
Philadelphia	1981	QF	CGY	4	3	22	26
St. Louis	1986	CF	CGY	4	3	28	22
San Jose	1995	CQF	SJS	3	4	35	26
San Jose	2004	CF	CGY	4	2	16	12
San Jose	2008	CQF	SJS	3	4	17	19
Tampa Bay	2004	F	TBL	3	4	14	13
Toronto	1979	PRE	TOR	0	2	5	9
Vancouver	1982	DSF	VAN	0	3	5	10
Vancouver	1983	DSF	CGY	3	1	17	14
Vancouver	1984	DSF	CGY	3	1	14	13
Vancouver	1989	DSF	CGY	4	3	26	20
Vancouver	1994	CQF	VAN	3	4	20	23
Vancouver	2004	CQF	CGY	4	3	19	16
Winnipeg	1985	DSF	WPG	1	3	13	15
Winnipeg	1986	DSF	CGY	3	0	15	8
Winnipeg	1987	DSF	WPG	2	4	15	22

CALGARY FLAMES ALL-TIME PLAYOFF RESULTS

04/09/1974 ATL at PHI	1-4 L	04/16/1984 CGY vs. EDM	3-5 L
04/11/1974 ATL at PHI	1-5 L	04/18/1984 CGY at EDM	5-4 W
04/12/1974 ATL vs. PHI	1-4 L	04/20/1984 CGY vs. EDM	5-4 W (OT)
04/14/1974 ATL vs. PHI	3-4 L (OT)	04/22/1984 CGY at EDM	4-7 L
04/06/1976 ATL at LAK	1-2 L	04/10/1985 CGY at WPG	4-5 L (OT)
04/08/1976 ATL vs. LAK	0-1 L	04/11/1985 CGY at WPG	2-5 L
04/05/1977 ATL at LAK	2-5 L	04/13/1985 CGY vs. WPG	4-0 W
04/07/1977 ATL vs. LAK	3-2 W	04/14/1985 CGY vs. WPG	3-5 L
04/09/1977 ATL at LAK	2-4 L		
04/11/1978 ATL vs. DET	3-5 L	04/09/1986 CGY vs. WPG	5-1 W
04/13/1978 ATL at DET	2-3 L	04/10/1986 CGY vs. WPG	6-4 W
04/10/1979 ATL vs. TOR	1-2 L	04/12/1986 CGY at WPG	4-3 W (OT)
04/12/1979 ATL at TOR	4-7 L		
04/08/1980 ATL at NYR	1-2 L (OT)	04/18/1986 CGY at EDM	4-1 W
04/09/1980 ATL at NYR	1-5 L	04/20/1986 CGY at EDM	5-6 L (OT)
04/11/1980 ATL vs. NYR	4-2 W	04/22/1986 CGY vs. EDM	3-2 W
04/12/1980 ATL vs. NYR	2-5 L	04/24/1986 CGY vs. EDM	4-7 L
04/08/1981 CGY vs. CHI	4-3 W	04/26/1986 CGY at EDM	4-1 W
04/09/1981 CGY vs. CHI	6-2 W	04/28/1986 CGY vs. EDM	2-5 L
04/11/1981 CGY at CHI	5-4 W (2OT)	04/30/1986 CGY at EDM	3-2 W
04/16/1981 CGY at PHI	0-4 L	05/02/1986 CGY vs. STL	2-3 L
04/17/1981 CGY at PHI	5-4 W	05/04/1986 CGY vs. STL	8-2 W
04/19/1981 CGY vs. PHI	2-1 W	05/06/1986 CGY at STL	5-3 W
04/20/1981 CGY vs. PHI	5-4 W	05/08/1986 CGY at STL	2-5 L
04/22/1981 CGY at PHI	4-9 L	05/10/1986 CGY vs. STL	4-2 W
04/24/1981 CGY vs. PHI	2-3 L	05/12/1986 CGY at STL	5-6 L (OT)
04/26/1981 CGY at PHI	4-1 W	05/14/1986 CGY vs. STL	2-1 W
04/28/1981 CGY vs. MIN	1-4 L	05/16/1986 CGY vs. MTL	5-2 W
04/30/1981 CGY vs. MIN	3-2 W	05/18/1986 CGY vs. MTL	2-3 L (OT)
05/03/1981 CGY at MIN	4-6 L	05/20/1986 CGY at MTL	3-5 L
05/05/1981 CGY at MIN	4-7 L	05/22/1986 CGY at MTL	0-1 L
05/07/1981 CGY vs. MIN	3-1 W	05/24/1986 CGY vs. MTL	3-4 L
05/09/1981 CGY at MIN	3-5 L		
04/07/1982 CGY at VAN	3-5 L	04/08/1987 CGY vs. WPG	2-4 L
04/08/1982 CGY at VAN	1-2 L (OT)	04/09/1987 CGY vs. WPG	2-3 L
04/10/1982 CGY vs. VAN	1-3 L	04/11/1987 CGY at WPG	3-2 W (OT)
04/06/1983 CGY vs. VAN	4-3 W (OT)	04/12/1987 CGY at WPG	3-4 L
04/07/1983 CGY vs. VAN	5-3 W	04/14/1987 CGY vs. WPG	4-3 W
04/09/1983 CGY at VAN	4-5 L	04/16/1987 CGY at WPG	1-6 L
04/10/1983 CGY at VAN	4-3 W (OT)		
04/14/1983 CGY at EDM	3-6 L	04/06/1988 CGY vs. LAK	9-2 W
04/15/1983 CGY at EDM	1-5 L	04/07/1988 CGY vs. LAK	6-4 W
04/17/1983 CGY vs. EDM	2-10 L	04/09/1988 CGY at LAK	2-5 L
04/18/1983 CGY vs. EDM	6-5 W	04/10/1988 CGY at LAK	7-3 W
04/20/1983 CGY at EDM	1-9 L	04/12/1988 CGY vs. LAK	6-4 W
04/04/1984 CGY vs. VAN	5-3 W	04/19/1988 CGY vs. EDM	1-3 L
04/05/1984 CGY vs. VAN	4-2 W	04/21/1988 CGY vs. EDM	4-5 L (OT)
04/07/1984 CGY at VAN	0-7 L	04/23/1988 CGY at EDM	2-4 L
04/08/1984 CGY at VAN	5-1 W	04/25/1988 CGY at EDM	4-6 L
04/12/1984 CGY at EDM	2-5 L	04/05/1989 CGY vs. VAN	3-4 L (OT)
04/13/1984 CGY at EDM	6-5 W (OT)	04/06/1989 CGY vs. VAN	5-2 W
04/15/1984 CGY vs. EDM	2-3 L	04/08/1989 CGY at VAN	4-0 W
04/04/1984 CGY vs. VAN	5-3 W	04/09/1989 CGY at VAN	3-5 L
04/05/1984 CGY vs. VAN	4-2 W	04/11/1989 CGY vs. VAN	4-0 W
04/07/1984 CGY at VAN	0-7 L	04/13/1989 CGY at VAN	3-6 L
04/08/1984 CGY at VAN	5-1 W	04/15/1989 CGY vs. VAN	4-3 W (OT)
04/12/1984 CGY at EDM	2-5 L	04/18/1989 CGY vs. LAK	4-3 W (OT)
04/13/1984 CGY at EDM	6-5 W (OT)	04/20/1989 CGY vs. LAK	8-3 W
04/15/1984 CGY vs. EDM	2-3 L	04/22/1989 CGY at LAK	5-2 W
		04/24/1989 CGY at LAK	5-3 W

CALGARY FLAMES ALL-TIME PLAYOFF RESULTS

05/02/1989 CGY vs. CHI	3-0 W	05/01/2004 CGY at DET	1-0 W
05/04/1989 CGY vs. CHI	2-4 L	05/03/2004 CGY vs. DET	1-0 W (OT)
05/06/1989 CGY at CHI	5-2 W	05/09/2004 CGY at SJ	4-3 W
05/08/1989 CGY at CHI	2-1 W (OT)	05/11/2004 CGY at SJ	4-1 W
05/10/1989 CGY vs. CHI	3-1 W	05/13/2004 CGY vs. SJ	0-3 L
05/14/1989 CGY vs. MTL	3-2 W	05/16/2004 CGY vs. SJ	2-4 L
05/17/1989 CGY vs. MTL	2-4 L	05/17/2004 CGY at SJ	3-0 W
05/19/1989 CGY at MTL	3-4 L (2OT)	05/19/2004 CGY vs. SJ	3-1 W
05/21/1989 CGY at MTL	4-2 W	05/25/2004 CGY at TB	4-1 W
05/23/1989 CGY vs. MTL	3-2 W	05/27/2004 CGY at TB	1-4 L
05/25/1989 CGY at MTL	4-2 W	05/29/2004 CGY vs. TB	3-0 W
04/04/1990 CGY vs. LA	3-5 L	05/31/2004 CGY vs. TB	0-1 L
04/06/1990 CGY vs. LA	8-5 W	06/03/2004 CGY at TB	3-2 W (OT)
04/08/1990 CGY at LA	1-2 L (OT)	06/05/2004 CGY vs. TB	2-3 L (2OT)
04/10/1990 CGY at LA	4-12 L	06/07/2004 CGY at TB	1-2 L
04/12/1990 CGY vs. LA	5-1 W	04/21/2006 CGY vs. ANA	2-1 W
04/14/1990 CGY at LA	3-4 L (2OT)	04/23/2006 CGY vs. ANA	3-4 L
04/04/1991 CGY vs. EDM	1-3 L	04/25/2006 CGY vs. ANA	5-2 W
04/06/1991 CGY vs. EDM	3-1 W	04/27/2006 CGY vs. ANA	2-3 L
04/08/1991 CGY at EDM	3-4 L	04/29/2006 CGY vs. ANA	3-2 W
04/10/1991 CGY at EDM	2-5 L	05/01/2006 CGY vs. ANA	1-2 L
04/12/1991 CGY vs. EDM	5-3 W	05/03/2006 CGY vs. ANA	0-3 L
04/14/1991 CGY at EDM	2-1 W (OT)	04/12/2007 CGY at DET	1-4 L
04/16/1991 CGY vs. EDM	4-5 L (OT)	04/15/2007 CGY at DET	1-3 L
04/18/1993 CGY vs. LA	3-6 L	04/17/2007 DET vs. CGY	3-2 W
04/21/1993 CGY vs. LA	9-4 W	04/19/2007 DET vs. CGY	3-2 W
04/23/1993 CGY at LA	5-2 W	04/21/2007 CGY at DET	1-5 L
04/25/1993 CGY at LA	1-3 L	04/22/2007 DET vs. CGY	1-2 (2OTL)
04/27/1993 CGY vs. LA	4-9 L	04/09/2008 CGY at SJ	3-2 W
04/29/1993 CGY at LA	6-9 L	04/10/2008 CGY at SJ	0-2 L
04/18/1994 CGY vs. VAN	0-5 L	04/13/2008 SJ at CGY	4-3 W
04/20/1994 CGY vs. VAN	7-5 W	04/15/2008 SJ at CGY	2-3 L
04/22/1994 CGY at VAN	4-2 W	04/17/2008 CGY at SJ	3-4 L
04/24/1994 CGY at VAN	3-2 W	04/20/2008 SJ at CGY	2-0 W
04/26/1994 CGY vs. VAN	1-2 L (OT)	04/22/2008 CGY at SJ	3-5 L
04/28/1994 CGY at VAN	2-3 L (OT)	04/16/2009 CGY at CHI	2-3 L (OT)
04/30/1994 CGY vs. VAN	3-4 L (2OT)	04/18/2009 CGY at CHI	2-3 L
05/07/1995 CGY vs. SJ	4-5 L	04/20/2009 CHI at CGY	4-2 W
05/09/1995 CGY vs. SJ	4-5 L (OT)	04/22/2009 CHI at CGY	6-4 W
05/11/1995 CGY at SJ	9-2 W	04/25/2009 CGY at CHI	1-5 L
05/13/1995 CGY at SJ	6-4 W	04/27/2009 CHI at CGY	1-4 L
05/15/1995 CGY vs. SJ	5-0 W		
05/17/1995 CGY at SJ	3-5 L		
05/19/1995 CGY vs. SJ	4-5 L (2OT)		
04/17/1996 CGY at CHI	1-4 L		
04/19/1996 CGY at CHI	0-3 L		
04/21/1996 CGY vs. CHI	5-7 L		
04/23/1996 CGY vs. CHI	1-2 L (3OT)		
04/07/2004 CGY at VAN	3-5 L		
04/09/2004 CGY at VAN	2-1 W		
04/11/2004 CGY vs. VAN	1-2 L		
04/13/2004 CGY vs. VAN	4-0 W		
04/15/2004 CGY at VAN	2-1 W		
04/17/2004 CGY vs. VAN	5-4 L (3OT)		
04/19/2004 CGY at VAN	3-2 W (OT)		
04/22/2004 CGY at DET	2-1 W (OT)		
04/24/2004 CGY at DET	2-5 L		
04/27/2004 CGY vs. DET	3-2 W		
04/29/2004 CGY vs. DET	2-4 L		



In 87 career playoff games, Joel Otto recorded a total of 61 points (23G, 38A) in addition to collecting 188 penalty minutes.

FLAMES PLAYOFF ALL-TIME LEADERS

GOALS

Mullen	35
Nieuwendyk	32
Fleury	29
Iginla	28
Loob	26
MacInnis	25
McDonald	24
Otto	23
Reinhart	21
Gilmour	15
Peplinski	15

ASSISTS

MacInnis	77
Reinhart	51
Otto	38
Fleury	33
Suter	33
Peplinski	31
Roberts	30
Loob	28
Nieuwendyk	28
Chouinard	26

POINTS

MacInnis	102
Reinhart	72
Fleury	62
Otto	61
Nieuwendyk	60
Mullen	55
Loob	54
Iginla	49
McDonald	47
Peplinski	46

PENALTY MINUTES

Peplinski	382
Hunter, T	352
Roberts	216
Plett	191
Otto	188
MacInnis	153
Baxter	120
Sheehy	104
McDonald	98
Fleury	96

GAMES PLAYED

Peplinski	99
MacInnis	95
Otto	87
Hunter, T	86
Macoun	84
Vernon (G)	81
Reinhart	76
Loob	73
Patterson	72
McDonald	72
Nieuwendyk	66

Mullen	61
Fleury	59
Roberts	58
Iginla	54
Kiprusoff (G)	54
Risebrough	50
Suter	49
Conroy	45
Yelle	43
Regehr	41
Chouinard	41

FLAMES CAREER PLAYOFF POINT LEADERS

PLAYER	GP	G	A	PTS	PIM	PLAYER	GP	G	A	PTS	PIM
MacInnis	95	25	77	102	153	Housley	7	0	9	9	0
Reinhart	76	21	51	72	38	Bridgman	12	5	4	9	47
Fleury	59	29	33	62	96	Bullard	12	4	5	9	8
Otto	87	23	38	61	188	Lavallee	19	3	6	9	15
Nieuwendyk	66	32	28	60	36	Ranheim	19	3	6	9	2
Mullen	61	35	20	55	18	Murzyn	32	4	5	9	35
Loob	73	26	28	54	16	Yelle	43	6	3	9	32
Iginla	54	28	21	49	70	Tanguay	13	1	7	8	12
McDonald	72	24	23	47	98	Zalapski	18	0	8	8	16
Peplinski	99	15	31	46	382	Eloranta	21	1	7	8	19
Roberts	58	13	30	43	216	Simon	22	5	3	8	81
Suter	49	6	33	39	68	Nieminen	24	4	4	8	55
Chouinard	41	9	26	35	12	Makarov	9	1	6	7	0
Nilsson	33	4	24	28	8	Lysiak	11	2	5	7	12
Gilmour	35	15	13	28	28	Kisio	14	3	4	7	27
Risebrough	50	10	17	27	95	Berezan	20	2	5	7	30
Patterson	72	11	16	27	55	Rautakallio	23	2	5	7	8
Macoun	84	6	19	25	87	Murdoch	25	2	5	7	42
Quinn, D.	29	11	12	23	14	MacLellan	28	3	4	7	27
Tonelli	31	9	14	23	61	Ference	33	0	7	7	37
Conroy	45	7	15	22	28	Chiasson	11	3	3	6	9
Reichel	26	5	14	19	6	Aucoin	13	2	4	6	6
Langkow	26	6	12	18	12	Nylander	13	0	6	6	2
Plett	27	12	6	18	191	Kruse	17	4	2	6	28
Houston	31	9	9	18	62	Moss	17	4	2	6	4
MacMillan, B.	24	8	9	17	16	Marsh	22	0	6	6	27
Ramage	29	2	14	16	47	Clark	26	3	3	6	30
Russell	34	3	13	16	70	Saprykin	26	3	3	6	14
Gelinas	26	8	7	15	35	Clement	32	3	3	6	14
Regehr	41	3	12	15	28	Jokinen	6	2	3	5	4
Bozek	31	7	7	14	53	Nolan	7	3	2	5	2
Titov	18	7	6	13	14	Kennedy	10	4	1	5	18
Lever	20	5	8	13	20	Jackson	14	3	2	5	6
Huselius	20	2	10	12	14	Yawney	19	3	2	5	26
Phaneuf	25	5	7	12	22	Hislop	28	3	2	5	11
Stern	31	6	6	12	85	Meredith	5	3	1	4	4
Wilson, C.	32	6	6	12	10	Dahlquist	7	3	1	4	4
Leopold	39	0	12	12	18	Romanchych	7	2	2	4	4
Hunter, T	86	5	7	12	352	Hunter, M.	10	2	2	4	23
Vail	20	5	6	11	6	Gould, B.	11	3	1	4	4
Konroyd	24	4	7	11	40	Amonte	13	2	2	4	10
Nilson	34	4	7	11	14	Holt	13	2	2	4	52
Sullivan	18	4	6	10	10	Nystrom	13	2	2	4	2
Eaves	19	5	5	10	10	Musil	25	1	3	4	21
Beers	22	4	6	10	39	Baxter	30	0	4	4	120
Donovan	31	5	5	10	39	Hull	6	2	1	3	0
Lombardi	33	2	8	10	10	Paslawski	6	3	0	3	0
McCrimmon	37	2	8	10	60	Walz	7	3	0	3	2
Nattress	38	4	6	10	22						

FLAMES CAREER PLAYOFF POINT LEADERS (con't)

PLAYER	GP	G	A	PTS	PIM	PLAYER	GP	G	A	PTS	PIM
Unger	4	0	3	3	2	Shand	11	0	1	1	57
Mulhern	5	0	3	3	5	Vandermeer	13	0	1	1	8
Cammalleri	6	1	2	3	2	Bourgeois	15	0	1	1	51
Ashton	6	0	3	3	2	McCarthy	17	0	1	1	61
Glencross	6	0	3	3	12	Warriner	37	0	1	1	30
Skrudland	6	0	3	3	12	Kiprusoff (G)	52	0	1	1	6
Comeau	9	2	1	3	8	Bolduc	1	0	0	0	0
Primeau	13	1	2	3	18	Bradley	1	0	0	0	0
Hamrik	13	0	3	3	10	Carr	1	0	0	0	0
Kromm	14	1	2	3	13	Christoff	1	0	0	0	0
Johnson	17	0	3	3	64	Courteau	1	0	0	0	0
Montador	20	1	2	3	6	Glynn	1	0	0	0	0
Lemelin (G)	31	0	3	3	0	Hlushko	1	0	0	0	2
Vernon (G)	81	0	3	3	18	Hulse	1	0	0	0	0
Stillman	2	1	1	2	0	MacDonald	1	0	0	0	0
Boldirev	2	0	2	2	2	McElhinney (G)	1	0	0	0	0
Lalonde	3	2	0	2	0	McLennan (G)	1	0	0	0	12
Lemieux, Jean	4	1	1	2	0	Priarkin	1	0	0	0	0
Ecclestone	4	0	2	2	6	Sabourin	1	0	0	0	0
Pronovost	6	2	0	2	2	Torgajev	1	0	0	0	0
Bertuzzi	6	1	1	2	8	Turek (G)	1	0	0	0	0
Pardy	6	0	2	2	5	Wilson, B.	1	0	0	0	0
McCarty	7	2	0	2	15	Zaharko	1	0	0	0	0
Bennett	9	1	1	2	45	Carriere	2	0	0	0	2
Dunn	9	1	1	2	8	Evans	2	0	0	0	0
Manery	9	0	2	2	4	Flett	2	0	0	0	0
Sarich	12	0	2	2	8	Hilliard	2	0	0	0	0
Dahl	16	0	2	2	12	Joseph (G)	2	0	0	0	0
Patrick	16	0	2	2	8	Kryskow	2	0	0	0	2
Oliwa	20	2	0	2	6	Lapointe	2	0	0	0	0
Commodore	20	0	2	2	19	Lemieux, R.	2	0	0	0	0
Sheehy	32	0	2	2	104	Roy	2	0	0	0	0
Kobasew	33	1	1	2	24	Seiling	2	0	0	0	0
Dwyer	1	1	0	1	0	St. Sauveur	2	0	0	0	0
Coxe	2	1	0	1	16	Sweeney, B.	2	0	0	0	0
Redmond	2	1	0	1	0	Wappel	2	0	0	0	4
Fox	2	0	1	1	8	Cavallini	3	0	0	0	4
Ingarfield	2	0	1	1	0	Leclerc	3	0	0	0	2
Lindberg	2	0	1	1	2	McAdam	3	0	0	0	0
Phillipoff	2	0	1	1	2	Albelin	4	0	0	0	0
Rota	2	0	1	1	26	Brown	4	0	0	0	0
Tambellini	2	0	1	1	0	Deadmarsh	4	0	0	0	17
Evason	3	0	1	1	0	Henderson	4	0	0	0	0
Korn	4	1	0	1	12	Leiter	4	0	0	0	2
Murray	4	1	0	1	2	Lemieux, J.	4	0	0	0	0
Guy	4	0	1	1	23	McCreary	4	0	0	0	0
Hexall	4	0	1	1	16	McDonough	4	0	0	0	2
Huscroft	4	0	1	1	4	Peters	4	0	0	0	0
Ribble	4	0	1	1	8	Price	4	0	0	0	6
Simpson	4	0	1	1	2	Reese (G)	4	0	0	0	0
Bourque	5	1	0	1	22	Richard	4	0	0	0	2
Boyd	5	1	0	1	0	Stewart	4	0	0	0	10
Gibbs	5	1	0	1	4	Tabaracci (G)	4	0	0	0	0
Jalonen	5	1	0	1	0	Wamsley (G)	4	0	0	0	0
Zyuzin	5	1	0	1	2	Godard	5	0	0	0	0
Eriksson	5	0	1	1	2	Fenton	5	0	0	0	2
Johansson	5	0	1	1	2	Friesen	5	0	0	0	2
Matteau	5	0	1	1	0	Myre (G)	5	0	0	0	0
Berube	6	0	1	1	21	Bartel	6	0	0	0	16
Gauthier	6	0	1	1	4	Gould	7	0	0	0	4
Lundmark	6	0	1	1	7	Kyte	7	0	0	0	7
Lydman	6	0	1	1	2	Hale	8	0	0	0	8
Stuart	6	0	1	1	6	Ritchie	8	0	0	0	10
Churla	7	0	1	1	17	Kidd (G)	9	0	0	0	0
Quinn, P.	7	0	1	1	8	Hindmarch	10	0	0	0	6
Labraaten	8	1	0	1	4	Lowry	10	0	0	0	6
Kea	8	0	1	1	9	Edwards (G)	11	0	0	0	0
Keczmer	10	0	1	1	6	Bouchard (G)	12	0	0	0	0
Fotiu	11	0	1	1	34	Riggan (G)	14	0	0	0	0
Hrdina	11	0	1	1	2						

Vernon	81	4,773	240	4	3	3.02	43	33
Kiprusoff	52	3127	122	4	6	2.34	24	26
Lemelin	31	1,619	108	2	1	4.00	11	14
Riggan	14	823	47	1	0	3.43	6	7
Kidd	9	517	35	0	1	4.06	3	5
Edwards	11	443	34	1	0	4.60	3	3
Joseph	2	79	1	0	0	0.76	1	0
Reese	4	209	17	1	0	4.88	1	3
Myre	5	305	18	1	0	3.54	1	4
Bouchard	12	701	42	1	0	3.59	1	11
McElhinney	1	34	1	0	0	1.76	0	0
McLennan	1	1	0	0	0	0.00	0	0
Turek	1	19	0	0	0	0.00	0	0
Tabaracci	4	223	7	0	0	1.88	0	3
Wamsley	4	104	14	0	0	8.08	0	3

FLAMES PLAYOFF TEAM RECORDS



LONGEST STREAKS

Winning: 6 Games

Game 7, 1989 Smythe Division Semi-Finals to Game 1, Campbell Conference Championships, April 15 to May 2, 1989

Home Winning: 6 Games

Game 2, 1989 Smythe Division Semi-Finals to Game 1 Campbell Conference Championships, April 6 to May 2, 1989

Road Winning: 5 Games

Game 5, Western Conference Semi-Finals to Game 1, Stanley Cup Finals, May 1 to May 25, 2004

Losing: 7 Games

Game 1, 1974 Quarter-Finals vs. Philadelphia to Game 1, 1977 Preliminary Round vs. Los Angeles, April 9, 1974 to April 5, 1977;

Game 3, 1977 Preliminary Round vs. Los Angeles to Game 2, 1980 Preliminary Round vs. NY Rangers, April 9, 1977 to April 9, 1980

Home Losing: 3 Games

Game 3, 1974 Quarter-Finals vs. Philadelphia to Game 2, 1976 Preliminary Round vs. Los Angeles, April 12, 1974 to April 8, 1976;

Game 4, 1986 Smythe Division Finals to Game 3, 1986 Campbell Conference Finals vs. St. Louis, April 24 to May 2, 1986

Road Losing: 9 Games

Game 1, 1974 Quarter-Finals vs. Philadelphia to Game 2, 1980 Preliminary Round vs. NY Rangers, April 9, 1974 to April 9, 1980

PLAYOFF YEAR - MOST

Games: 26, 2004

Home Games: 12, 1986, 1989, 2004

Road Games: 14, 2004

Wins: 16, 1989

Losses: 11, 2004

Goals, For: 82, 1989

Goals, Against: 69, 1986

Power Play Goals, For: 28, 1989

Power Play Goals, Against: 21, 2004

Shorthanded Goals, For: 5, 1986

Shorthanded Goals, Against: 5, 1983, 1986

PLAYOFF SERIES

Most Goals 2 Game Series: 5 (2x)

vs. Detroit,
1977 Preliminary Round;
vs. Toronto,
1979 Preliminary Round

Fewest Goals 2 Game Series: 1

vs. Los Angeles,
1976 Preliminary Round

Most Goals 3 Game Series: 15 (2x)

vs. Chicago,
1981 Preliminary Round;
vs. Winnipeg,
1986 Smythe Division Finals

Fewest Goals 3 Game Series: 5

vs. Vancouver,
1982 Smythe Division
Semi-Finals

Most Goals 4 Game Series: 22

vs. Los Angeles,
1989 Smythe Division Finals

Fewest Goals 4 Game Series: 6

vs. Philadelphia,
1974 Quarter-Finals

PLAYOFF SERIES (con't)

Most Goals 5 Game Series: 30

vs. Los Angeles,
1988 Smythe Division Semi-Finals

Fewest Goals 5 Game Series: 13 (2x)

vs. Edmonton,
1983 Smythe Division Finals;
vs. Montreal,
1986 Stanley Cup Finals

Most Goals 6 Game Series: 28

vs. Los Angeles,
1993 Smythe Division Semi-Finals

Fewest Goals 6 Game Series: 10

vs. Detroit,
2007 Western Conference Quarter-Finals

Most Goals 7 Game Series: 36

vs. San Jose,
1995 Western Conference Quarter-Finals

Fewest Goals 7 Game Series: 14

vs. Tampa Bay,
2004 Stanley Cup Finals

Most Goals Against: 35

vs. Edmonton,
1983 Smythe Division Finals

Fewest Goals Against: 3

vs. Los Angeles,
1976 Preliminary Round

Most Goals Against 2 Game Series: 9

vs. Toronto,
1979 Preliminary Round

Fewest Goals Against 2 Game Series: 3

vs. Los Angeles,
1976 Preliminary Round

Most Goals Against 3 Game Series: 11

vs. Los Angeles,
1977 Preliminary Round

Fewest Goals Against 3 Game Series: 9

vs. Chicago,
1981 Preliminary Round

Most Goals Against 4 Game Series: 18

vs. Edmonton,
1988 Smythe Division Finals

Fewest Goals Against 4 Game Series: 11

vs. Los Angeles,
1989 Smythe Division Finals

Most Goals Against 5 Game Series: 35

vs. Edmonton,
1983 Smythe Division Finals

NHL RECORD

Fewest Goals Against 5 Game Series: 8

vs. Chicago,
1989 Campbell Conference Championship

Most Goals Against 6 Game Series: 33

vs. Los Angeles,
1993 Smythe Division Semi-Finals

Fewest Goals Against 6 Game Series: 12 (2x)

vs. Detroit,
2004 Western Conference Semi-Finals;
vs. San Jose,
2004 Western Conference Finals

Most Goals Against 7 Game Series: 33

vs. Edmonton,
1984 Smythe Division Finals

Fewest Goals Against 7 Game Series: 13

vs. Tampa Bay,
2004 Stanley Cup Finals

Most Goals Both Teams: 62

vs. San Jose,
1995 Western Conference Quarter-Finals
(Flames 36, San Jose 26)

Fewest Goals Both Teams: 4

vs. Los Angeles,
1976 Preliminary Round
(Flames 1, Los Angeles 3)

Most Goals Both Teams 2 Game Series: 14

vs. Toronto,
1979 Preliminary Round
(Flames 5, Toronto 9)

Fewest Goals Both Teams 2 Game Series: 4

vs. Los Angeles,
1976 Preliminary Round
(Flames 1, Los Angeles 3)

Most Goals Both Teams 3 Game Series: 24

vs. Chicago,
1981 Preliminary Round
(Flames 15, Chicago 9)

Fewest Goals Both Teams 3 Game Series: 15

vs. Vancouver,
1982 Smythe Division Semi-Finals
(Flames 5, Vancouver 10)

Most Goals Both Teams 4 Game Series: 33

vs. Los Angeles, 1989 Smythe Division
Semi-Finals (Flames, Los Angeles 11)

Fewest Goals Both Teams 4 Game Series: 22

vs. NY Rangers,
1980 Preliminary Round
(Flames 8, Rangers 14)

Most Goals Both Teams 5 Game Series: 48 (2x)

vs. Edmonton,
1983 Smythe Division Finals
(Flames 13, Edmonton 35);
vs. Los Angeles,
1988 Smythe Division Semi-Finals
(Flames 30, Los Angeles 18)

Fewest Goals Both Teams 5 Game Series: 23

vs. Chicago,
1989 Campbell Conference Championship
(Flames 15, Chicago 8)

Most Goals Both Teams 6 Game Series: 61

vs. Los Angeles,
1993 Smythe Division Semi-Finals
(Flames 28, Los Angeles 33)

Fewest Goals Both Teams 6 Game Series: 23

vs. Detroit,
2004 Western Conference Semi-Finals
(Flames 11, Detroit 12)

Most Goals Both Teams 7 Game Series: 62

vs. San Jose,
1995 Western Conference Quarter-Finals
(Flames 36, San Jose 26)

NHL RECORD

PLAYOFF SERIES (con't)

Fewest Goals Both Teams 7 Game Series: 27

vs Tampa Bay,
2004 Stanley Cup Finals
(Flames 14, Tampa Bay 13)

Most Power Play Goals For: 13

vs St. Louis,
1986 Campbell Conference Finals

Most Power Play Goals Against: 10

vs Los Angeles,
1990 Smythe Division Semi-Finals

Most Power Play Goals Both Teams: 18

vs St. Louis,
1986 Campbell Conference Finals
(Flames 13, St. Louis 5)

Most Shorthanded Goals For: 6

vs San Jose,
1995 Western Conference Quarter-Finals

TIES NHL RECORD

Most Shorthanded Goals Against: 5

vs Edmonton,
1983 Smythe Division Finals

Most Shorthanded Goals Both Teams: 7

vs Edmonton,
1983 Smythe Division Finals
(Flames 2, Edmonton 5)

TIES NHL RECORD

Most Shutouts For: 2 (2x)

vs Vancouver,
1989 Smythe Division Semi-Finals,

Apr 8, 1989 (Vernon);

Apr 11, 1989 (Vernon)

vs Detroit,
2004 Western Conference Semi-Finals,
May 1, 2004 (Kiprusoff);
May 8, 2004 (Kiprusoff)

Most Shutouts Against: 1 (10x)

vs LAK, 1976 Preliminary Round,
Apr 8, 1976 (Vachon);

vs PHI, 1981 Quarter-Finals,
Apr 16, 1981 (St. Croix);

vs VAN, 1984 Smythe Division SF, Apr 7,
1984 (Brodeur);

vs MTL, 1986 Stanley Cup Finals,
May 22, 1986 (Roy);

vs VAN, 1994 Western Conference QF,
Apr 18, 1994 (McLean);

vs CHI, 1996 Western Conference QF,
Apr 19, 1996, (Belfour);

vs SJS, 2004 Western Conference SF,
May 13, 2004, (Nabokov);

vs TBL, 2004 Stanley Cup Finals,
May 31, 2004, (Khabibulin)

vs ANA, 2006 Western Conference QF,
May 3, 2006 (Bryzgalov)

vs SJS, 2008 Western Conference QF,
Apr 10, 2008 (Nabokov)

PLAYOFF GAME

Most Goals: 9 (3x)

Apr 6, 1988 vs Los Angeles, 9-2;
Apr 21, 1993 vs Los Angeles, 9-4;
May 11, 1995 at San Jose, 9-2

Most Goals At Home: 9 (2x)

Apr 6, 1988 vs Los Angeles, 9-2;
Apr 21, 1993 vs Los Angeles, 9-4

Most Goals On Road: 9

May 11, 1995 at San Jose, 9-2

Most Goals Against: 12

Apr 10, 1990 at Los Angeles, 4-12

Most Goals Against At Home: 10

Apr 17, 1983 vs Edmonton, 2-10

Most Goals Against On Road: 12

Apr 10, 1990 at Los Angeles, 4-12

Most Decisive Win: 7 Goals (2x)

Apr 6, 1988 vs Los Angeles, 9-2;
May 11, 1995 at San Jose, 9-2

Most Decisive Win At Home: 7 Goals

Apr 6, 1988 vs Los Angeles, 9-2

Most Decisive Win On Road: 7 Goals

May 11, 1995 at San Jose, 9-2

Most Decisive Loss: 8 Goals (3x)

Apr 17, 1983 vs Edmonton, 2-10;

Apr 20, 1983 at Edmonton, 1-9;

Apr 10, 1990 at Los Angeles, 4-12

Most Decisive Loss At Home: 8 Goals

Apr 17, 1983 vs Edmonton, 2-10

Most Decisive Loss On Road: 8 Goals (2x)

Apr 20, 1983 at Edmonton, 1-9;
Apr 10, 1990 at Los Angeles, 4-12

Most Power Play Goals For: 4 (2x)

May 4, 1986 vs St. Louis, 8-2;
Apr 20, 1994 vs Vancouver, 7-5

Most Power Play Goals Against: 4 (2x)

Apr 9, 1989 at Vancouver, 3-5;
Apr 7, 2004 at Vancouver, 3-5

Most Power Play Goals, Both Teams: 7

Apr 9, 1989 at Vancouver, 3-5,
Flames 3, Vancouver 4

Most Shorthanded Goals For: 2 (2x)

Apr 6, 1990 vs Los Angeles, 8-5;
May 11, 1995 at San Jose, 9-2

Most Shorthanded Goals Against: 3 (2x)

Apr 17, 1983 vs Edmonton, 2-10,
Apr 21, 2007 at Detroit, 1-5

TIES NHL RECORD

Fastest Opening Goal For: 0:20 (2x)

May 6, 1986 at St. Louis, 5-3, Joe Mullen;
May 11, 2004 at San Jose, 4-1, Marcus
Nilson

PLAYOFF GAME (con't)

Fastest Opening Goal Against: 0:08

April 7, 1982 at Vancouver, 1-2,
Stan Smyl

Fastest Two Goals For: 0:15

May 5, 1981 at Minnesota, 4-7
3rd period, Gould (10:22)
and Dwyer (10:37)

Fastest Two Goals Against: 0:08

April 14, 1983 at Edmonton, 3-6,
3rd period, Messier (2:00)
and Hughes (2:08)

Fastest Two Goals Both Teams: 0:15

April 17, 1983 vs Edmonton, 2-10,
1st period, Gretzky (13:42)
and Reinhart (13:57)

Fastest Three Goals For: 3:14

April 21, 1993 vs Los Angeles, 9-4,
3rd period, Reichel (7:23),
Paslawski (8:14), and Fleury (10:37)

Fastest Three Goals Against: 0:23

April 12, 1979 at Toronto, 4-7,
1st period, Sittler (4:04 & 4:16)
and Ellis (4:27)

NHL RECORD

Fastest Three Goals Both Teams: 0:55

April 17, 1983 vs Edmonton, 2-10,
1st period, Gretzky (13:42),
Reinhart (13:57) and Gretzky (14:37)

Most Penalty Minutes For: 110

April 10, 1979 vs Toronto

Most Penalty Minutes Against: 110

April 24, 1986 vs Edmonton

Most Penalty Minutes Both Teams: 219

April 10, 1979 vs Toronto

Fewest Penalty Minutes For: 4 (5x)

May 19, 1995 vs San Jose (2 OT);
April 27, 2004 vs Detroit;
June 3, 2004 vs Tampa Bay
April 9, 2008 vs San Jose
April 27, 2009 vs Chicago

Fewest Penalty Minutes Against: 2 (2x)

May 19, 1995 vs San Jose (2 OT)
April 27 2009 vs Chicago

Fewest Penalty Minutes Both Teams: 6

May 19, 1995 vs San Jose (2 OT),
(Flames 4, San Jose 2)

Most Shots On Goal For: 60

May 19, 1995 vs San Jose, 4-5 (2 OT)

Most Shots On Goal Against: 65

April 11, 1981 at Chicago, 5-4 OT;
April 6, 1988 vs Los Angeles, 9-2

Most Shots On Goal Both Teams: 113

April 11, 1981 at Chicago, 5-4 OT,
(Flames 48, Chicago 65)

Fewest Shots On Goal For: 10

April 15, 2008 vs San Jose, 2-3

Fewest Shots On Goal Against: 15

June 7, 2004 at Tampa Bay, 1-2

Fewest Shots On Goal Both Teams: 32

June 7, 2004 at Tampa Bay, 1-2

PLAYOFF PERIOD

Most Goals For: 5

April 21, 1993 vs. Los Angeles,

Most Goals Against: 5 (3x)

April 22, 1981 at Philadelphia,
4-9, 1st period;

April 20, 1983 at Edmonton,
1-9, 2nd period;

April 10, 1990 at Los Angeles,
4-12, 2nd period

Most Goals Both Teams: 9

April 10, 1990 at Los Angeles,
4-12, 2nd period, Flames 4, Los Angeles 5

Most Shots For: 22

April 6, 1988 vs. Los Angeles,
9-2, 1st period, 4 goals

Most Shots Against: 27

April 10, 2008 at San Jose,
0-2, 2nd period, 2 goals

Most Shots Both Teams: 36

April 28, 1981 vs. Minnesota,
1-4, 2nd period, Flames 18 shots, 1 goal,
Minnesota 18 shots, 2 goals

Fewest Shots For: 2 (7x)

April 17, 1981 at Philadelphia,
5-4, 3rd period, no goals;

May 14, 1986 vs. St. Louis,
2-1, 3rd period, no goals;

May 22, 1986 at Montreal,

0-1, 2nd period, no goals;

May 6, 1989 at Chicago,
5-2, 3rd period, two goals

April 15, 2004 at Vancouver,
2-1, 3rd period, one goal

May 29, 2004 vs. Tampa Bay,
3-0, 1st period, no goals

April 15, 2008 vs. San Jose,
2-3, 1st period, no goals

Fewest Shots Against: 2 (3x)

April 7, 1977 vs. Los Angeles,
3-2, 2nd period, 1 goal;

April 7, 1988 vs. Los Angeles,
6-4, 3rd period, 1 goal;

April 28, 1994 at Vancouver,
2-3 OT, 3rd period, no goals

Fewest Shots Both Teams: 7

May 29, 2004 vs. Tampa Bay,
3-0, 1st period, Flames 2 shots, 0 goals,
Tampa Bay 5 shots, 0 goals

Most Power Play Goals For: 3 (3x)

May 4, 1986 vs. St. Louis,
8-2, 3rd period, Patterson, Quinn, MacInnis;

May 12, 1986 at St. Louis,
5-6 OT, 2nd period, Quinn (2), Tonelli;

April 9, 1989 at Vancouver,
3-5, 3rd period, Otto, Fleury, Nieuwendyk

PLAYOFF PERIOD (con't)

Most Power Play Goals Against: 3

April 11, 1978 vs. Detroit, 3-5, 1st period

Most Power Play Goals Both Teams: 5

April 9, 1989 at Vancouver, 3-5, 3rd period, Flames (Otto, Fleury, Nieuwendyk), Vancouver (Reinhart, Nordmark)

Most Shorthanded Goals For: 2

May 11, 1995 at San Jose, 9-2, 1st period, Mike Sullivan and Ron Stern

Most Shorthanded Goals Against: 2 (2x)

April 14, 1985 vs. Winnipeg, 3-5, 2nd period, Smail, Boschman
April 21, 2007 at Detroit, 1-5, 2nd period, Cleary (SH PS), Chelios

Most Shorthanded Goals Both Teams: 2 (4x)

April 14, 1983 at Edmonton, 3-6, 3rd period (Flames, Reinhart - Edmonton, Messier);

April 14, 1985 vs. Winnipeg, 3-5, 2nd period (Winnipeg Smail, Boschman);

May 11, 1995 at San Jose, 9-2, 1st period, Mike Sullivan and Ron Stern

April 21, 2007 @ Detroit, 1-5, 2nd period, Cleary (SH PS), Chelios

Most Penalty Minutes For: 94

April 10, 1979 vs. Toronto, 1-2, 2nd period

Most Penalty Minutes Against: 87

April 10, 1979 vs. Toronto, 1-2, 2nd period

Most Penalty Minutes Both Teams: 181

April 10, 1979 vs. Toronto, 1-2, 2nd period (Flames 94, Toronto 87)

Fewest Penalty Minutes For: 0 (54x)

Last time: April 27, 2009 vs. Chicago, 1-4, 3rd period

Fewest Penalty Minutes Against: 0 (54x)

Last time: April 27, 2009 vs. Chicago, 1-4, 3rd period

Fewest Penalty Minutes Both Teams: 0

Last time: April 22, 2007 vs. Detroit, 1-2 (OTL), 2nd period vs. Tampa Bay, 2-3 (2 OT), 1st OT

OVERTIME

Most Overtime Games Playoff Year: 7 2004

April 17, vs. Vancouver, 4-5 (3 OT), Morrison;
April 19, vs. Vancouver, 3-2, Gelinis;
April 22, at Detroit, 2-1, Gelinis;
May 3, vs. Detroit, 1-0, Gelinis;
May 9, at San Jose, 4-3, Montador;
June 3, at Tampa Bay, 3-2, SAprilykin;
June 5, vs. Tampa Bay, 2-3 (2 OT), St. Louis

Most Overtime Wins Playoff Year: 5 2004

April 19, vs. Vancouver, 3-2, Gelinis;
April 22, at Detroit, 2-1, Gelinis;
May 3, vs. Detroit, 1-0, Gelinis;
May 9, at San Jose, 4-3, Montador;
June 3, at Tampa Bay, 3-2, SAprilykin

Most Overtime Losses Playoff Year: 3 (2x) 1986

April 20, at Edmonton, 5-6, Anderson;
May 12, at St. Louis, 5-6, Wickenheiser;
May 18, vs. Montreal, 2-3, Skrudland

1994

April 26, vs. Vancouver, 1-2, G Courtnall;
April 28, at Vancouver, 2-3, Linden;
April 30, vs. Vancouver, 3-4, Bure

Longest Overtime Game: 50:02 OT

April 23, 1996 vs. Chicago, 1-2, Joe Murphy

Longest Overtime Game At Home: 50:02 OT

April 23, 1996 vs. Chicago, 1-2, Joe Murphy

Longest Overtime Game On Road: 38:08 OT

May 19, 1989 at Montreal, 3-4, Ryan Walter

Shortest Overtime Game: 0:09 OT

May 18, 1986 vs. Montreal, 2-3, Brian Skrudland
NHL RECORD

Shortest Overtime Game At Home: 0:09 OT

May 18, 1986 vs. Montreal, 2-3, Brian Skrudland
NHL RECORD

Shortest Overtime Game On Road: 0:12 OT

April 16, 2009 at Chicago, 2-3, Martin Havlat

20 MINUTE OVERTIME

Most Shots For: 17

May 19, 1995 vs. San Jose, 4-5 (2 OT), 1st OT period

Most Shots Against: 17

Apr 22, 2007 vs. Detroit, 1-2, 1st OT period

Most Shots Both Teams: 25

April 11, 1981 at Chicago, 5-4, 1st OT period;

May 19, 1995 vs. San Jose, 4-5 (2 OT), 1st OT period

OTHER OVERTIME PERIODS

Most Shots For: 11 (3x)

April 11, 1981 at Chicago, 5-4, 2nd OT
 April 15, 1989 vs. Vancouver, 4-3, 1st OT
 May 3, 2004 vs. Detroit, 1-0, 1st OT

Most Shots Against: 12 (2x)

May 3, 2004 vs. Detroit, 1-0, 1st OT
 May 9, 2004 at San Jose, 4-3, 1st OT

Most Shots Both Teams: 22

April 15, 1989 vs. Vancouver, 4-3,
 1st OT, Flames 11, Vancouver 11

Fewest Shots For: 0 (7x)

April 8, 1980 at NY Rangers, 1-2, 1st OT;
 April 20, 1986 at Edmonton, 5-6, 1st OT;
 May 18, 1986 vs. Montreal, 2-3, 1st OT;
 April 17, 2004 vs. Vancouver, 4-5, 3rd OT;
 Jun 5, 2004 vs. Tampa Bay, 2-3, 2nd OT
 April 27, 2006 vs. Anaheim, 2-3, 1st OT
 April 22, 2009 vs. Chicago, 2-3, 1st OT

Fewest Shots Against: 0 (4x)

April 10, 1983 at Vancouver, 4-3, 1st OT;
 April 13, 1984 at Edmonton, 6-5, 1st OT;
 April 20, 1984 vs. Edmonton, 5-4, 1st OT;
 April 19, 2004 at Vancouver, 3-2, 1st OT

Fewest Shots Both Teams: 1 (5x)

April 20, 1984 vs. Edmonton, 5-4,
 1st OT period, Flames 1, Edmonton 0;
 April 20, 1986 at Edmonton, 5-6,
 1st OT period, Flames 0, Edmonton 1;
 May 18, 1986 vs. Montreal, 2-3,
 1st OT period, Flames 0, Montreal 1
 April 27, 2006 vs. Anaheim, 2-3,
 1st OT period, Flames 0, Anaheim 1
 April 22, 2009 vs. Chicago, 2-3
 1st OT period, Flames 0, Chicago 1

INDIVIDUAL RECORDS

PLAYOFF CAREERS

Most Games: 99

Jim Peplinski, 1980-89

Most Goals: 35

Joe Mullen, 1986-90

Most Assists: 77

Al MacInnis, 1983-94

Most Points: 102

Al MacInnis, 1983-94

Most Penalty Minutes: 382

Jim Peplinski, 1980-89

Most Wins By A Goaltender: 43

Mike Vernon, 1986-94

PLAYOFF YEAR

Most Goals: 16

Joe Mullen, 1989

Most Assists: 24

Al MacInnis, 1989

Most Penalty Minutes: 108

Tim Hunter, 1986

Most Points: 31

Al MacInnis, 1989, 7 goals, 24 assists

Most Wins By A Goaltender: 16

Mike Vernon, 1989,

TIES NHL RECORD

Most Consecutive Games Scoring Points: 19

Al MacInnis, 1989-90 April 13,
 1989 to May 25, 1989 (17 games), and
 April 4, 1990 to April 6, 1990
 (2 games), 9 goals, 20 assists,
 29 points

PLAYOFF SERIES

Most Goals For: 7 (2x)

Hakan Loob vs Los Angeles,
 1988 Smythe Division Semi-Finals
 (5 games);

Theoren Fleury vs. San Jose, 1995
 Western Conference Quarter-Finals
 (7 games)

Most Goals Against: 8

Mark Messier, Edmonton, 1984
 Smythe Division Finals (7 games)

Most Powerplay Goals For: 5

Ken Houston, 1981
 Quarter Finals vs. Philadelphia
TIES NHL RECORD

Most Assists For: 11

Al MacInnis vs. Edmonton,
 1984 Smythe Division Finals
 (7 games)

Most Assists Against: 9 (2x)

Ken Linseman, Philadelphia,
 1981 Quarter-Finals (7 games);
 Wayne Gretzky, Edmonton,
 1984 Smythe Division Finals (7 games)

PLAYOFF SERIES (con't)

Most Points For: 14

Theoren Fleury vs. San Jose,
1995 Western Conference Quarter-Finals
(7 games), 7 goals, 7 assists

Most Points Against: 14

Wayne Gretzky, Edmonton,
1983 Smythe Division Finals (5 games),
6 goals, 8 assists

Most Penalty Minutes For: 61

Willi Plett vs. Philadelphia,
1981 Quarter-Finals (7 games)

Most Penalty Minutes Against: 53

Charlie Bourgeois, St. Louis,
1986 Campbell Conference Finals
(7 games)

PLAYOFF GAME

Most Goals For: 4

Theoren Fleury at San Jose,
1995 Western Conference Quarter-Finals,
Game 4, May 13, 1995

Most Goals Against: 4 (2x)

Mark Messier, Edmonton,
1983 Smythe Division Finals,
Game 1, April 14, 1983;

Wayne Gretzky, Edmonton,
1983 Smythe Division Finals,
Game 3, April 17, 1983

Most Assists For: 4 (2x)

Kent Nilsson vs. Vancouver,
1983 Smythe Division Semi-Finals,
Game 2, April 7, 1983;

Theoren Fleury at San Jose,
1995 Western Conference Quarter-Finals,
Game 3, May 11, 1995

Most Assists Against: 4 (2x)

Ken Linseman, Philadelphia,
1981 Quarter-Finals,
Game 5, April 22, 1981;

Wayne Gretzky, Los Angeles,
1990 Smythe Division Semi-Finals,
Game 4, April 10, 1990

Most Points For: 5 (2x)

Al MacInnis vs. Vancouver,
1994 Western Conference Quarter-Finals,
Game 2, April 20, 1994, 2 goals,
3 assists;

Theoren Fleury at San Jose,
1995 Western Conference Quarter-Finals,
Game 3, May 11, 1995, 4 goals, 1 assist

Most Points Against: 7

Wayne Gretzky, Edmonton,
1983 Smythe Division Finals,
Game 3, April 17, 1983, 4 goals, 3 assists

NHL RECORD

Most Penalty Minutes For: 31

Willi Plett vs. Philadelphia,
1981 Quarter-Finals,
Game 5, April 22, 1981, 3 minors, 1 major,
2 game misconducts

Most Penalty Minutes Against: 32

Dave Williams, Toronto,
1979 Preliminary Round,
Game 1, April 10, 1979, 1 minor, 2 majors,
1-10 minute misconduct, 1 game
misconduct

PLAYOFF PERIOD

Most Goals For: 2 (18x)

Al MacInnis, (3x)
vs. Montreal,
1989 Stanley Cup Championship,
Game 1, 1st period, May 14, 1989;
vs. Los Angeles,
1990 Smythe Division Semi-Finals,
Game 1, 1st period, April 4, 1990;
vs. Vancouver,
1994 Western Conference Quarter-Finals,
Game 2, 1st period, April 20, 1994;

Doug Gilmour, (2x)
vs. Los Angeles,
1989 Smythe Division Finals,
Game 2, 1st period, April 20, 1989;
at Los Angeles,
1989 Smythe Division Finals,
Game 3, 3rd period, April 22, 1989;

Dan Quinn, (2x)
vs. St. Louis,
1986 Campbell Conference Finals,
Game 5, 2nd period, May 10, 1986;

at St. Louis,
1986 Campbell Conference Finals,
Game 6, 2nd period, May 12, 1986;

Eric Vail vs. NY Rangers,
1980 Preliminary Round,
Game 3, 2nd period, April 11, 1980;

Randy Holt vs. Philadelphia,
1981 Quarter- Finals,
Game 4, 3rd period, April 20, 1981;

Paul Reinhart at Edmonton,
1983 Smythe Division Finals,
Game 1, 3rd period, April 14, 1983;

Doug Risebrough vs. St. Louis,
1986 Campbell Conference Finals,
Game 2, 1st period, May 2, 1986;

Mike Bullard,
1987 Smythe Division Semi-Finals,
Game 2, 2nd period, April 9, 1987;

PLAYOFF PERIOD (con't)

Mike Sullivan at San Jose,
1995 Western Conference Quarter-Finals,
Game 3, May 11, 1995;

Theoren Fleury at San Jose,
1995 Western Conference Quarter-Finals,
Game 4, May 13, 1995;

Steve Chiasson vs. Chicago,
1996 Western Conference Quarter-Finals,
Game 3, Apr 21, 1996;

Jarome Iginla vs. Anaheim
2006 Western Conference Quarter-Finals,
Game 4, 3rd period, Apr 27, 2006;

David Moss vs. Chicago
2009 Western Conference Quarter-Finals
Game 3, 3rd period, Apr 20, 2009;

Olli Jokinen vs. Chicago
2009 Western Conference Quarter-Finals
Game 4, 2nd period, Apr 22, 2009

Most Goals Against: 3

Rick MacLeish, Philadelphia,
1974 Quarter-Finals,
Game 2, 2nd period, Apr 11, 1974;

Brian Propp, Philadelphia,
1981 Quarter-Finals,
Game 5, 1st period, Apr 22, 1982

TIES NHL RECORD

Most Assists For: 2 (42x)

Al MacInnis, (7x)
vs. Edmonton,
1984 Smythe Division Finals,
Game 5, 2nd period, Apr 18, 1984;

vs. Edmonton,
1984 Smythe Division Finals,
Game 6, 1st period, Apr 20, 1984;

vs. St. Louis,
1986 Campbell Conference Finals,
Game 1, 2nd period, May 2, 1986;

vs. St. Louis,
1986 Campbell Conference Finals,
Game 2, 3rd period, May 4, 1986;

vs. Vancouver,
1989 Smythe Division Semi-Finals,
Game 4, 3rd period, Apr 9, 1989;

vs. Vancouver,
1989 Smythe Division Semi-Finals,
Game 7, 1st period, Apr 15, 1989;

vs. Los Angeles,
1993 Smythe Division Semi-Finals,
Game 2, 3rd period, Apr 21, 1993;

Gary Roberts, (4x)
at Los Angeles,
1989 Smythe Division Finals,
Game 3, 3rd period, Apr 22, 1989;

at Los Angeles,
1990 Smythe Division Semi-Finals,
Game 4, 2nd period, Apr 10, 1990;

at Edmonton,
1991 Smythe Division Semi-Finals,
Game 4, 1st period, Apr 10, 1991;

vs. Los Angeles,
1993 Smythe Division Semi-Finals,
Game 2, 2nd period, Apr 21, 1993;

Guy Chouinard, (4x)
vs. NY Rangers,
1980 Preliminary Round,
Game 3, 2nd period, Apr 11, 1980;

vs. Philadelphia,
1981 Quarter-Finals,
Game 2, 2nd period, Apr 17, 1981;

vs. Philadelphia,
1981 Quarter-Finals,
Game 7, 1st period, Apr 26, 1981;

vs. Vancouver,
1983 Smythe Division Semi-Finals,
Game 2, 2nd and 3rd periods;

Paul Reinhart, (3x)
vs. Chicago,
1981 Preliminary Round,
Game 1, 3rd period, Apr 8, 1981;

vs. St. Louis,
1986 Campbell Conference Finals,
Game 2, 3rd period, May 4, 1986;

at St. Louis,
1986 Campbell Conference Finals,
Game 6, 2nd period, May 12, 1986;

Gary Suter, (3x)
vs. Los Angeles,
1988 Smythe Division Semi-Finals,
Game 1, 1st period, Apr 6, 1988;

vs. Vancouver,
1989 Smythe Division Semi-Finals,
Game 4, 1st period, Apr 9, 1989;

vs. Edmonton,
1991 Smythe Division Semi-Finals,
Game 5, 1st period, Apr 12, 1991;

Jim Peplinski, (2x)
vs. Philadelphia,
1981 Quarter-Finals,
Game 4, 3rd period, Apr 20, 1981;

vs. Montreal,
1986 Stanley Cup Finals,
Game 1, 3rd period, May 16, 1986;

Rob Ramage, (2x)
vs. Los Angeles,
1989 Smythe Division Finals,
Game 4, 1st period, Apr 24, 1989;

vs. Montreal,
1989 Stanley Cup Championship,
Game 5, 1st period, May 23, 1989;

Sergei Makarov, (2x)
vs. Los Angeles,
1990 Smythe Division Semi-Finals,
Game 2, 2nd period, Apr 6, 1990;

at Los Angeles,
1990 Smythe Division Semi-Finals,
Game 4, 2nd period;

Kent Nilsson vs. Chicago,
1981 Preliminary Round,
Game 1, 2nd period, Apr 8, 1981;

Bob Murdoch vs. Minnesota,
1981 Semi-Finals,
Game 4, 3rd period, May 5, 1981;

Doug Risebrough vs. Winnipeg,
1985 Smythe Division Semi-Finals,
Game 1, 2nd period, April 10, 1985;

PLAYOFF PERIOD (con't)

Terry Johnson at Winnipeg,
1986 Smythe Division Semi-Finals,
Game 3, 1st period, Apr 12, 1986;

John Tonelli at Edmonton,
1986 Smythe Division Finals,
Game 1, 1st period, Apr 18, 1986;

Neil Sheehy vs St. Louis,
1986 Campbell Conference Finals,
Game 2, 1st period, May 4, 1986;

Joel Otto vs Montreal,
1989 Stanley Cup Championship,
Game 1, 1st period, May 14, 1989;

Phil Housley vs San Jose,
1995 Western Conference Quarter-Finals,
Game 1, 3rd period, May 7, 1995;

Mike Sullivan vs San Jose,
1995 Western Conference Quarter-Finals,
Game 2, 1st period, May 9, 1995;

German Titov at San Jose,
1995 Western Conference Quarter-Finals,
Game 3, 3rd period, May 11, 1995;

Ron Stern vs Chicago,
1996 Western Conference Quarter-Finals,
Game 3, Apr 21, 1996;

Robyn Regehr vs Vancouver,
2004 Western Conference Quarter-Finals,
Game 6, 2nd Period, Apr 17, 2004;

Martin Gelinas vs Detroit,
2004 Western Conference Semi-Finals,
Game 3, 2nd Period, Apr 27, 2004;

Andrew Ference vs Anaheim
2006 Western Conference Quarter Finals
Game 4, 3rd period, April 27, 2006;

Eric Nystrom vs Chicago
2009 Western Conference Quarter-Finals
Game 4, 2nd period, Apr 22, 2009;

Most Assists Against: 3 (2x)

Ken Linseman, Philadelphia,
1981 Quarter-Finals,
Game 5, 1st period, Apr 22, 1981;

Dave Ellett, Winnipeg,
1987 Smythe Division Semi-Finals,
Game 6, 1st period, Apr 16, 1987

TIES NHL RECORD

Most Points For: 3 (6x)

Al MacInnis vs St. Louis,
1986 Campbell Conference Finals,
Game 2, 3rd period, May 4, 1986,
1 goal, 2 assists;

Dan Quinn at St. Louis,
1986 Campbell Conference Finals,
Game 6, 2nd period, May 12, 1986,
2 goals, 1 assist;

Theoren Fleury vs Edmonton,
1991 Smythe Division Semi-Finals,
Game 7, 1st period, Apr 16, 1991,
1 goal, 2 assists;

Al MacInnis vs Vancouver,
1994 Western Conference Quarter-Finals,
Game 2, 1st period, Apr 20, 1994,
2 goals, 1 assist;

Steve Chiasson vs Chicago,
1996 Western Conference Quarter-Finals,
Game 3, Apr 21, 1996,
2 goals, 1 assist

Olli Jokinen vs Chicago
2009 Western Conference Quarter-Finals

Game 4, 2nd period, Apr 22, 2009
2 goals, 1 assist

Most Points Against: 3 (12x)

Wayne Gretzky, Edmonton, (2x)
1983 Smythe Division Finals,
Game 3, 1st period, Apr 17, 1983,
2 goals, 1 assist;

1990 Smythe Division Semi-Finals,
Game 4, 2nd period, Apr 10, 1990,
1 goal, 2 assists;

Rick MacLeish, Philadelphia,
1974 Quarter-Finals,
Game 2, 2nd period, Apr 11, 1974,
3 goals;

Vaclav Nedomansky, Detroit,
1978 Preliminary Round,
Game 1, 1st period, Apr 11, 1978,
1 goal, 2 assists;

Brian Propp, Philadelphia,
1981 Quarter-Finals,
Game 5, 1st period, Apr 22, 1981,
3 goals;

Ken Linseman, Philadelphia,
1981 Quarter-Finals,
Game 5, 1st period, Apr 22, 1981,
3 assists;

Greg Paslawski, St. Louis,
1986 Campbell Conference Finals,
Game 6, 3rd period, May 12, 1986,
2 goals, 1 assist;

Mats Naslund, Montreal,
1986 Stanley Cup Finals,
Game 3, 1st period, May 20, 1986,
2 goals, 1 assist;

Dave Ellett, Winnipeg,
1987 Smythe Division Semi-Finals,
Game 6, 1st period,
3 assists;

Tomas Sandstrom, Los Angeles,
1990 Smythe Division Semi-Finals,
Game 4, 2nd period, Apr 10, 1990,
1 goal, 2 assists

Jeremy Roenick, San Jose,
2008 Western Conference Quarter-Finals,
Game 7, 2nd period, Apr 22, 2008,
2 goals, 1 assist

Kris Versteeg, Chicago
2009 Western Conference Quarter-Finals
Game 4, 2nd period, Apr 22, 2009
1 goal, 2 assists

Most Penalty Minutes For: 30

Curt Bennett vs Philadelphia,
1974 Quarter-Finals,
Game 3, 2nd period, Apr 12, 1974,
2 majors, 1 10-minute misconduct,
1 game misconduct

Most Penalty Minutes Against: 35

Dave Semenko, Edmonton,
1983 Smythe Division Finals,
Game 3, 1st period, Apr 17, 1983,
1 major, 1 10-minute misconduct,
1 game misconduct, 1 match penalty

Fastest Two Goals, One Player: 1:37

Dan Quinn at St. Louis,
1986 Campbell Conference Finals,
Game 6, 2nd period, May 12, 1986,
0:20 and 1:57 vs Rick Wamsley

FLAMES ALL-TIME PLAYOFF SERIES RECORD

2010-11	Did Not Qualify for Playoffs		
2009-10	Did Not Qualify for Playoffs		
2008-09	Lost to Chicago	2 - 4	Western Conference Quarter-Final
2007-08	Lost to San Jose	3 - 4	Western Conference Quarter-Final
2006-07	Lost to Detroit	2 - 4	Western Conference Quarter-Final
2005-06	Lost to Anaheim	3 - 4	Western Conference Quarter-Final
2004-05	NHL Lockout		
2003-04	Defeated Vancouver	4 - 3	Western Conference Quarter-Final
	Defeated Detroit	4 - 2	Western Conference Semi-Final
	Defeated San Jose	4 - 2	Western Conference Final
	Lost to Tampa Bay	3 - 4	Stanley Cup Final
2002-03	Did Not Qualify for Playoffs		
2001-02	Did Not Qualify for Playoffs		
2000-01	Did Not Qualify for Playoffs		
1999-00	Did Not Qualify for Playoffs		
1998-99	Did Not Qualify for Playoffs		
1997-98	Did Not Qualify for Playoffs		
1996-97	Did Not Qualify for Playoffs		
1995-96	Lost to Chicago	0 - 4	Western Conference Quarter-Final
1994-95	Lost to San Jose	3 - 4	Western Conference Quarter-Final
1993-94	Lost to Vancouver	3 - 4	Western Conference Quarter-Final
1992-93	Lost to Los Angeles	2 - 4	Division Semi-Final
1991-92	Did Not Qualify for Playoffs		
1990-91	Lost to Edmonton	3 - 4	Division Semi-Final
1989-90	Lost to Los Angeles	2 - 4	Division Semi-Final
1988-89	Defeated Vancouver	4 - 3	Division Semi-Final
	Defeated Los Angeles	4 - 0	Smythe Division Final
	Defeated Chicago	4 - 1	Campbell Conference Final
	Defeated Montreal	4 - 2	Stanley Cup Final
1987-88	Defeated Los Angeles	4 - 1	Division Semi-Final
	Lost to Edmonton	0 - 4	Smythe Division Final
1986-87	Lost to Winnipeg	2 - 4	Division Semi-Final
1985-86	Defeated Winnipeg	3 - 0	Division Semi-Final
	Defeated Edmonton	4 - 3	Smythe Division Final
	Defeated St. Louis	4 - 3	Campbell Conference Final
	Lost to Montreal	1 - 4	Stanley Cup Final
1984-85	Lost to Winnipeg	1 - 3	Division Semi-Final
1983-84	Defeated Vancouver	3 - 1	Division Semi-Final
	Lost to Edmonton	3 - 4	Smythe Division Final
1982-83	Defeated Vancouver	3 - 1	Division Semi-Final
	Lost to Edmonton	1 - 4	Smythe Division Final
1981-82	Lost to Vancouver	0 - 3	Division Semi-Final
1980-81	Defeated Chicago	3 - 0	Preliminary Round
	Defeated Philadelphia	4 - 3	Quarter-Finals
	Lost to Minnesota	2 - 4	Semi-Finals
1979-80	Lost to NY Rangers	1 - 3	Preliminary Round
1978-79	Lost to Toronto	0 - 2	Preliminary Round
1977-78	Lost to Detroit	0 - 2	Preliminary Round
1976-77	Lost to Los Angeles	1 - 2	Preliminary Round
1975-76	Lost to Los Angeles	0 - 2	Preliminary Round
1974-75	Did Not Qualify for Playoffs		
1973-74	Lost to Philadelphia	0 - 4	Quarter-Finals
1972-73	Did Not Qualify for Playoffs		

WON-LOSS
RECORD

SERIES
RECORD

RECORD IN
1st ROUND

RECORD IN
2nd ROUND

RECORD IN
3rd ROUND

RECORD IN
CUP FINALS

92-99

15-19

7-13

4-3

3-1

1-2

CONFERENCE CHAMPIONSHIPS

STANLEY CUP CHAMPIONSHIPS

3

1

YEARS IN PLAYOFFS - 20 OF 30 YEARS (0.667%)

* excludes Atlanta Flames

CALGARY FLAMES ALL-TIME ROSTER

PLAYER	SEASONS	FLAMES CAREER SCORING					PLAYOFF CAREER SCORING					NO.
		GP	G	A	PTS	PIM	GP	G	A	PTS	PIM	
Adduono, Rick	1979-80	3	0	0	0	2	-	-	-	-	-	17
Ahola, Peter	1993-94	2	0	0	0	2	-	-	-	-	-	38
Albelin, Tommy	1995-96 to 2000-01	339	12	59	71	92	4	0	0	0	0	5
Allison, Jamie	2001-02	101	3	10	13	163	-	-	-	-	-	7, 2, 33
Amonte, Tony	2005-06 to 2006-07	161	24	48	72	83	13	2	2	4	10	10
Andersson, Erik	1997-98	12	2	1	3	8	-	-	-	-	-	29
Andersson, Niklas	2000-01	11	0	1	1	4	-	-	-	-	-	25
Arnason, Chuck	1973-74	33	7	6	13	13	-	-	-	-	-	14
Ashton, Brent	1992-93	32	8	11	19	41	6	0	3	3	2	15
Aucoin, Adrian	2007-08 to 2008-09	157	20	49	69	83	13	2	4	6	6	33
Babchuk, Anton	2010-11	65	8	19	27	20	0	0	0	0	0	33
Backlund, Mikael	2008-09 to 2010-11	97	11	24	35	24	0	0	0	0	0	60, 11
Bartel, Robin	1985-86	1	0	0	0	0	6	0	0	0	16	15
Bassen, Bob	1998-99	41	1	2	3	35	-	-	-	-	-	28
Baxter, Paul	1983-84 to 1986-87	209	16	39	55	568	30	0	4	4	120	4
Beaudoin, Serge	1979-80	3	0	0	0	0	-	-	-	-	-	24
Beers, Eddy	1981-82 to 1985-86	226	87	105	192	232	22	4	6	10	39	27
Begin, Steve	1997-98 & 1999-00 to 2002-03	123	11	7	18	192	-	-	-	-	-	57, 7, 26, 33
Belak, Wade	1998-99 to 2000-01	72	0	3	3	218	-	-	-	-	-	29, 4
Belanger, Yves	1977-78 to 1978-79	22	0	0	0	0	-	-	-	-	-	31
Bennett, Curt	1972-73 to 1977-78 & 1979-80	405	126	140	266	190	9	1	1	2	45	5, 2
Berezan, Perry	1984-85 to 1988-89	152	31	42	73	154	20	2	5	7	30	21
Bergqvist, Jonas	1989-90	22	2	5	7	10	-	-	-	-	-	18
Bernhardt, Tim	1982-83	6	0	0	0	0	-	-	-	-	-	29
Bertuzzi, Todd	2008-09	66	15	29	44	74	6	1	1	2	8	7
Berube, Craig	2001-02 to 2002-03	234	10	17	27	628	6	0	1	1	21	23, 16, 27
Betts, Blair	2001-02 to 2003-04	35	3	5	8	12	-	-	-	-	-	15
Bialowas, Dwight	1973-74 to 1974-75	48	3	9	12	22	-	-	-	-	-	22
Bodak, Bob	1987-88	3	0	0	0	22	-	-	-	-	-	28
Boldirev, Ivan	1978-79 to 1979-80	65	22	32	54	26	2	0	2	2	2	12
Bolduc, Dan	1983-84	2	0	1	1	0	1	0	0	0	0	32
Borschevsky, Nikolai	1994-95	8	0	5	5	7	-	-	-	-	-	16
Botterill, Jason	1999-00 & 2001-02	6	1	0	1	2	-	-	-	-	-	17, 20
Botting, Cam	1975-76	2	0	1	1	0	-	-	-	-	-	24
Bouchard, Dan	1972-73 to 1980-81	398	0	16	16	146	12	0	0	0	0	30
Bouchard, Joel	1994-95 to 1997-98	126	9	12	21	106	-	-	-	-	-	34, 5, 6
Boucher, Bryan	2005-06	3	0	0	0	0	-	-	-	-	-	33
Boughner, Bob	2001-02 to 2002-03	148	5	18	23	293	-	-	-	-	-	6
Bouma, Lance	2010-11	16	0	1	1	2	-	-	-	-	-	57
Bourgeois, Charles	1981-82 to 1985-86	162	12	34	46	430	15	0	1	1	51	2, 28
Bourque, Rene	2008-09 to 2010-11	211	75	73	148	200	5	1	0	1	22	17
Bouwmeester, Jay	2009-10 to 2010-11	164	7	46	53	92	0	0	0	0	0	4
Bowness, Rick	1975-76 to 1976-77	33	0	4	4	29	-	-	-	-	-	15
Boyd, Dustin	2006-07 to 2009-10	192	28	29	57	35	5	1	0	1	0	41, 16
Bozek, Steve	1983-84 to 1987-88	261	64	79	143	80	31	7	7	14	53	26
Bradley, Brian	1985-86 to 1987-88	45	10	19	29	16	1	0	0	0	0	14
Brathwaite, Fred	1998-99 to 2000-01	138	0	3	3	45	-	-	-	-	-	40
Bridgman, Mel	1981-82 to 1982-83	142	45	80	125	197	12	5	4	9	47	26
Brigley, Travis	1997-98 & 1999-00	19	0	2	2	6	-	-	-	-	-	43, 26
Brochu, Martin	2000-01	0	0	0	0	0	-	-	-	-	-	30
Brodie, TJ	2010-11	3	0	0	0	2	-	-	-	-	-	66
Brown, Arnie	1972-73 to 1973-74	63	3	6	9	46	4	0	0	0	0	19
Brubaker, Jeff	1983-84	4	0	0	0	19	-	-	-	-	-	29
Bucyk, Randy	1987-88	2	0	0	0	0	-	-	-	-	-	18
Bullard, Mike	1986-87 to 1987-88	136	76	81	157	102	12	4	5	9	8	22, 25
Bure, Valeri	1997-98 to 2000-01	256	93	99	192	100	-	-	-	-	-	8
Bureau, Marc	1989-90 to 1990-91 & 1999-00	19	1	3	4	8	-	-	-	-	-	33, 7

CALGARY FLAMES ALL-TIME ROSTER (con't)

PLAYER	SEASONS	FLAMES CAREER SCORING					PLAYOFF CAREER SCORING					NO.
		GP	G	A	PTS	PIM	GP	G	A	PTS	PIM	
Buzek, Petr	2001-02 to 2002-03	76	4	8	12	28	-	-	-	-	-	8
Byers, Jerry	1974-75	12	1	1	2	9	-	-	-	-	-	10
Cammalleri, Michael	2008-09	81	39	43	82	44	6	1	2	3	2	13
Carr, Gene	1978-79	30	3	8	11	6	1	0	0	0	0	14
Carriere, Larry	1975-76 to 1976-77	100	6	18	24	112	1	0	0	0	2	23
Carson, Brett	2010-11	19	0	0	0	4	0	0	0	0	0	3
Cassels, Andrew	1997-98 to 1998-99	151	29	52	81	50	-	-	-	-	-	21
Cavallini, Gino	1984-85 to 1985-86	54	13	17	30	40	3	0	0	0	4	6
Charron, Eric	1997-98 to 1999-00	35	0	1	1	55	-	-	-	-	-	38, 36
Chernomaz, Richard	1987-88 to 1988-89 & 1991-92	14	1	0	1	6	-	-	-	-	-	15, 33 16
Chiasson, Steve	1994-95 to 1996-97	168	15	59	74	133	11	3	3	6	9	21
Chorske, Tom	1998-99	7	0	0	0	2	-	-	-	-	-	26
Chouinard, Guy	1974-75 to 1982-83	514	193	336	529	110	41	9	26	35	12	10, 16, 7
Christie, Ryan	2001-02	2	0	0	0	0	-	-	-	-	-	39
Christoff, Steve	1982-83	45	9	8	17	4	1	0	0	0	0	11
Chucko, Kris	2008-09	2	0	0	0	2	0	0	0	0	0	62
Churla, Shane	1987-88 to 1988-89	34	1	5	6	158	7	0	1	1	17	15
Clark, Chris	1999-00 to 2003-04	278	35	36	71	363	26	3	3	6	30	7, 17, 26
Clement, Bill	1975-76 to 1981-82	444	85	139	224	197	32	3	3	6	14	10
Comeau, Rey	1972-73 to 1977-78	468	88	126	214	153	9	2	1	3	8	18
Commodore, Mike	2002-03 to 2003-04	18	0	1	1	44	20	0	2	2	19	2
Conacher, Pat	1995-96	7	0	0	0	0	-	-	-	-	-	11
Conroy, Craig	2000-01 to 2003-04 & 2006-07 to 2010-11	507	97	211	308	276	45	7	15	22	28	22, 24
Corbet, Rene	1998-99 to 1999-00	68	9	14	23	70	-	-	-	-	-	20
Courteau, Yves	1984-85	18	2	5	7	4	1	0	0	0	0	25
Cowan, Jeff	1999-00 to 2001-02	83	14	5	19	130	-	-	-	-	-	38
Coxe, Craig	1987-88	7	2	3	5	32	2	1	0	1	16	18
Craig, Jim	1979-80	4	0	0	0	0	-	-	-	-	-	1
Curtale, Tony	1980-81	2	0	0	0	0	-	-	-	-	-	3
Cyr, Denis	1980-81 to 1982-83	66	14	15	29	13	-	-	-	-	-	9, 12
D'Amour, Marc	1985-86	16	0	0	0	22	-	-	-	-	-	1
Dadswell, Doug	1986-87 to 1987-88	27	0	2	2	2	-	-	-	-	-	36
Dahl, Kevin	1992-93 to 1995-96 & 1997-98	179	7	22	29	149	16	0	2	2	12	4
Dahlquist, Chris	1992-93 to 1993-94	151	4	18	22	118	7	3	1	4	4	5
Dawes, Nigel	2009-10	66	14	18	32	18	0	0	0	0	0	15
Deadmarsh, Butch	1972-73 to 1973-74	61	7	1	8	97	4	0	0	0	17	10
DeGray, Dale	1985-86 to 1986-87	28	6	7	13	29	-	-	-	-	-	28
Dingman, Chris	1997-98 to 1998-99	72	3	3	6	166	-	-	-	-	-	7
Dallas, Bobby	1999-00	49	3	7	10	28	-	-	-	-	-	4
Dome, Robert	2002-03	1	0	0	0	0	-	-	-	-	-	38
Domenichelli, Hnat	1996-97 to 1999-00	96	20	23	43	31	-	-	-	-	-	17
Donovan, Shean	2002-03 to 2005-06	175	28	37	65	161	31	5	5	10	29	16
Dowd, Jim	1997-98	48	6	8	14	12	-	-	-	-	-	34
Dubinsky, Steve	1998-99 to 1999-00	84	4	11	15	18	-	-	-	-	-	18
Drury, Chris	2002-03	80	23	30	53	33	-	-	-	-	-	37, 18
Drury, Ted	1993-94	34	5	7	12	26	-	-	-	-	-	27
Dunn, Richie	1982-83	80	3	11	14	47	9	1	1	2	8	6
DuPont, Micki	2001-02 to 2002-03	18	1	2	3	6	-	-	-	-	-	42
Dwyer, Mike	1980-81 to 1981-82	9	0	3	3	4	1	1	0	1	0	29, 26
Eakin, Bruce	1981-82 & 1983-84 to 1984-85	9	2	1	3	4	-	-	-	-	-	19, 22, 25, 32
Eakins, Dallas	2000-01 to 2001-02	20	0	1	1	15	-	-	-	-	-	4, 20, 26

CALGARY FLAMES ALL-TIME ROSTER (con't)

PLAYER	SEASONS	FLAMES CAREER SCORING					PLAYOFF CAREER SCORING					NO.
		GP	G	A	PTS	PIM	GP	G	A	PTS	PIM	
Eaves, Mike	1983-84 to 1985-86	117	28	65	93	30	19	5	5	10	10	7, 17
Ecclestone, Tim	1974-75 to 1977-78	220	28	62	90	92	4	0	2	2	6	14
Edwards, Don	1982-83 to 1984-85	114	0	3	3	6	11	0	0	0	0	1
Eisenhut, Neil	1994-95	3	0	0	0	0	-	-	-	-	-	35
Eloranta, Kari	1981-82 to 1984-85 & 1985-86	255	12	96	108	149	21	1	7	8	19	8, 20, 32
Engblom, Brian	1986-87	32	0	4	4	28	-	-	-	-	-	6
Eriksson, Anders	2007-08 to 2008-09	61	1	17	18	36	5	0	1	1	2	8
Esau, Len	1993-94 to 1994-95	7	0	3	3	7	-	-	-	-	-	36, 28
Evans, Brennan	2003-04	-	-	-	-	-	2	0	0	0	0	43
Evason, Dean	1995-96	67	7	7	14	38	3	0	1	1	0	20
Fata, Rico	1998-99 to 2000-01	27	0	1	1	10	-	-	-	-	-	62, 44, 15
Feasterstone, Glen	1996-97	13	1	3	4	19	-	-	-	-	-	4
Fenton, Paul	1990-91	31	5	7	12	10	5	0	0	0	2	12
Ference, Brad	2006-07	5	0	0	0	2	0	0	0	0	0	8
Ference, Andrew	2002-03 to 2006-07	224	10	53	63	210	33	0	7	7	37	21
Ferguson, Craig	1995-96	8	0	0	0	4	-	-	-	-	-	38
Flett, Bill	1975-76 to 1976-77	102	27	21	48	36	2	0	0	0	0	9
Fleury, Theoren	1988-89 to 1998-99	791	364	466	830	1339	59	29	33	62	97	14
Forslund, Tomas	1991-92 to 1992-93	44	5	11	16	12	-	-	-	-	-	27
Foti, Nick	1985-86 to 1986-87	51	5	4	9	166	11	0	1	1	34	22
Fox, Greg	1977-78 to 1978-79	80	1	14	15	95	2	0	1	1	8	2
Friesen, Jeff	2006-07	72	6	6	12	34	5	0	0	0	2	16
Freer, Mark	1993-94	2	0	0	0	4	-	-	-	-	-	16
Fuhr, Grant	1999-00	23	0	0	0	2	-	-	-	-	-	31
Gagner, Dave	1996-97	82	27	33	60	48	-	-	-	-	-	51
Garner, Tyrone	1997-98 to 1998-99	3	0	0	0	0	-	-	-	-	-	37, 1
Gauthier, Denis	1997-98 to 2003-04	384	13	45	58	515	6	0	1	1	4	24, 3
Gavey, Aaron	1996-97 to 1997-98	67	9	12	21	58	-	-	-	-	-	23
Gelinas, Martin	2002-03 to 2003-04	157	38	49	87	121	26	8	7	15	35	23
Germyn, Carsen	2005-06 to 2006-07	4	0	0	0	0	-	-	-	-	-	39
Gibbs, Barry	1974-75 to 1977-78	208	13	55	68	218	5	1	0	1	4	2
Giguere, Jean-Sebastien	1998-99 to 1999-00	22	0	1	1	6	-	-	-	-	-	47
Gilmour, Doug	1988-89 to 1991-92	266	81	214	295	286	35	15	13	28	28	39
Giordano, Mark	2005-06 to 2006-07, 2008-09 to 2010-11	277	28	80	108	251	4	1	0	1	0	46, 5
Glencross, Curtis	2008-09 to 2010-11	220	52	64	116	159	6	0	3	3	12	20
Glynn, Brian	1987-88 & 1989-90	68	5	14	19	87	1	0	0	0	0	32
Godard, Eric	2006-07 to 2007-08	83	1	2	3	221	5	0	0	0	0	17
Godynuk, Alexander	1991-92 to 1992-93	33	3	5	8	23	-	-	-	-	-	21
Gorman, Dave	1979-80	3	0	0	0	0	-	-	-	-	-	15
Gould, Bob	1979-80 to 1981-82	20	3	0	3	4	11	3	1	4	4	22, 19
Gould, John	1976-77 to 1978-79	194	35	50	85	47	7	0	0	0	4	21
Gratton, Benoit	1999-00 to 2000-01	24	1	5	6	24	-	-	-	-	-	37, 39
Gratton, Norm	1972-73	29	3	6	9	12	-	-	-	-	-	10
Graves, Hilliard	1974-75 to 1976-77	172	37	54	91	63	-	-	-	-	-	17
Green, Josh	2003-04	36	2	4	6	24	-	-	-	-	-	26
Greentree, Kyle	2008-09	2	0	0	0	0	0	0	0	0	0	47
Greig, Mark	1994-95	8	1	1	2	2	-	-	-	-	-	16
Grimson, Stu	1988-89 to 1989-90	4	0	0	0	22	-	-	-	-	-	18, 35
Guenette, Steve	1989-90 to 1990-91	3	0	0	0	2	-	-	-	-	-	1
Guy, Kevan	1986-87 to 1987-88 & 1990-91 to 1991-92	42	0	7	7	33	4	0	1	1	23	3, 5
Haas, David	1993-94	2	1	1	2	7	-	-	-	-	-	19

CALGARY FLAMES ALL-TIME ROSTER (con't)

PLAYER	SEASONS	FLAMES CAREER SCORING					PLAYOFF CAREER SCORING					NO.
		GP	G	A	PTS	PIM	GP	G	A	PTS	PIM	
Habscheid, Marc	1991-92	46	7	11	18	42	-	-	-	-	-	17
Hagman, Niklas	2009-10 to 2010-11	98	16	22	38	26	0	0	0	0	0	11, 10
Hale, David	2006-07 to 2007-08	69	0	2	2	56	8	0	0	0	8	21
Hampson, Gord	1982-83	4	0	0	0	5	-	-	-	-	-	27
Hamrik, Roman	2005-06 to 2006-07	126	14	50	64	144	13	0	3	3	10	4
Hanson, Keith	1983-84	25	0	2	2	77	-	-	-	-	-	6
Harkins, Todd	1991-92 to 1992-93	20	2	3	5	29	-	-	-	-	-	37, 19
Harrer, Tim	1982-83	3	0	0	0	2	-	-	-	-	-	12
Harris, Ron	1972-73	24	2	4	6	8	-	-	-	-	-	5
Harvey, Buster	1974-75 to 1975-76	80	17	27	44	16	-	-	-	-	-	8
Hay, Dwayne	2000-01	49	1	3	4	16	-	-	-	-	-	21
Heaphy, Shawn	1992-93	1	0	0	0	0	-	-	-	-	-	13
Helenius, Sami	1996-97 & 1998-99	7	0	1	1	8	-	-	-	-	-	8, 4
Henderson, Paul	1979-80	30	7	6	13	6	4	0	0	0	0	15, 19
Hentunen, Jukka	2001-02	28	2	3	5	4	-	-	-	-	-	24
Hextall, Bryan	1973-74 to 1974-75	114	20	20	40	117	4	0	1	1	16	20
Hicke, Ernie	1972-73	58	14	23	37	37	-	-	-	-	-	12
Higgins, Christopher	2009-10	12	2	1	3	0	0	0	0	0	0	21
Hindmarch, Dave	1980-81 to 1984-85	98	21	17	38	25	10	0	0	0	6	18
Hislop, Jamie	1980-81 to 1983-84	215	37	61	98	65	28	3	2	5	11	17
Hlushko, Todd	1994-95 to 1997-98	76	7	13	20	84	1	0	0	0	2	38, 17, 20
Hoglund, Jonas	1996-97 to 1997-98	118	25	24	49	28	-	-	-	-	-	44
Hogoboam, Bill	1972-73	2	0	0	0	0	-	-	-	-	-	11
Holt, Randy	1980-81 to 1981-82	56	0	5	5	174	13	2	2	4	52	7
Housley, Phil	1994-95 to 1995-96 & 1998-99 to 2000-01	328	50	188	238	140	7	0	9	9	0	6
Houston, Ken	1975-76 to 1981-82	462	128	145	273	516	31	9	9	18	64	24, 6
Hrdina, Jiri	1987-88 to 1990-91	157	36	58	94	63	11	0	1	1	2	17
Hull, Brett	1985-86 to 1987-88	57	27	24	51	12	6	2	1	3	0	16
Hulse, Cale	1995-96 to 1999-00 & 2005-06	277	10	43	53	449	1	0	0	0	0	29, 32
Hunter, Mark	1988-89 to 1990-91	133	34	26	60	358	10	2	2	4	23	22
Hunter, Tim	1981-82 to 1991-92	545	49	59	108	2405	86	5	6	11	352	19
Huscroft, Jamie	1995-96 to 1996-97	109	3	13	16	279	4	0	1	1	4	7
Huselius, Kristian	2005-06 to 2007-08	216	74	108	182	102	20	2	10	12	14	20
Iginla, Jarome	1995-96 to 2010-11	1106	484	522	1006	766	54	28	21	49	70	24, 12
Ingarfield, Earl Jr.	1979-80 to 1980-81	17	2	3	5	6	2	0	1	1	0	21
Ivanans, Raitis	2010-11	1	0	0	0	5	-	-	-	-	-	41
Jackman, Tim	2010-11	82	10	13	23	86	-	-	-	-	-	15
Jackson, Jim	1982-83 to 1984-85	107	15	30	45	20	14	3	2	5	6	16
Jaffray, Jason	2009-10	3	0	0	0	0	0	0	0	0	0	38
Jalonen, Kari	1982-83 to 1983-84	34	9	6	15	4	5	1	0	1	0	21
Jantunen, Marko	1996-97	3	0	0	0	0	-	-	-	-	-	45
Johansson, Andreas	1999-00	28	3	7	10	14	-	-	-	-	-	21
Johansson, Mathias	2002-03	46	4	5	9	12	-	-	-	-	-	20
Johansson, Roger	1989-90 to 1990-91 & 1992-93	150	8	34	42	157	5	0	1	1	2	21, 34
Johnson, Aaron	2009-10	22	1	2	3	19	0	0	0	0	0	44
Johnson, Terry	1985-86	24	1	4	5	71	17	0	3	3	64	6
Jokinen, Olli	2008-09 to 2010-11	154	36	68	104	115	6	2	3	5	4	21, 13
Joseph, Curtis	2007-08	9	0	0	0	2	2	0	0	0	0	31
Karlsson, Henrik	2010-11	17	0	0	0	0	-	-	-	-	-	35
Karpenko, Igor	1998-99	-	-	-	-	-	-	-	-	-	-	29
Kea, Ed	1973-74 to 1978-79	316	22	92	114	283	8	0	1	1	9	24, 19
Keczmer, Dan	1993-94 to 1995-96	98	3	23	26	72	10	0	1	1	6	39
Keetley, Matt	2007-08 to 2009-10	1	0	0	0	0	0	0	0	0	0	36
Kennedy, Sheldon	1994-95 to 1995-96	71	10	15	25	81	10	2	3	5	18	23
Ketter, Kerry	1972-73	41	0	2	2	58	-	-	-	-	-	24
Kidd, Trevor	1991-92 to 1996-97	123	0	9	9	26	9	0	0	0	0	37
Kiprusoff, Miikka	2003-04 to 2010-11	482	0	9	9	43	54	0	1	1	6	34
Kisio, Kelly	1993-94 to 1994-95	63	14	27	41	34	14	3	4	7	27	11

CALGARY FLAMES ALL-TIME ROSTER (con't)

PLAYER	SEASONS	FLAMES CAREER SCORING					PLAYOFF CAREER SCORING					NO.
		GP	G	A	PTS	PIM	GP	G	A	PTS	PIM	
Kobasew, Chuck	2002-03 to 2006-07	210	34	37	71	160	33	1	1	1	24	7, 19
Kohn, Ladislav	1995-96 to 1997-98 & 2002-03	12	1	2	3	4	-	-	-	-	-	46, 43
Konroyd, Steve	1980-81 to 1985-86 & 1994-95	350	18	83	101	386	24	4	7	11	40	3, 7
Korn, Jim	1989-90	9	0	2	2	26	4	1	0	1	12	26
Kostopoulos, Tom	2010-11	59	7	7	14	44	-	-	-	-	-	16
Kotalik, Ales	2009-10 to 2010-11	52	7	4	11	37	0	0	0	0	0	26
Kravchuk, Igor	2000-01 to 2001-02	115	4	30	34	23	-	-	-	-	-	25
Krivokrasov, Sergei	1999-00	12	1	10	11	4	-	-	-	-	-	17, 25
Kromm, Richard	1983-84 to 1985-86	189	43	61	104	90	14	1	2	3	13	22
Kronwall, Staffan	2009-10	11	1	2	3	2	0	0	0	0	0	8
Kruse, Paul	1990-91 to 1996-97	246	24	29	53	614	17	2	4	6	28	18, 12
Kryskow, Dave	1975-76	79	15	25	40	65	2	0	0	0	2	8, 20
Kyte, Jim	1990-91 to 1991-92	63	0	10	10	260	7	0	0	0	7	4
Labraaten, Dan	1980-81 to 1981-82	70	19	19	38	19	8	1	0	1	4	21
Lalonde, Bobby	1977-78 to 1979-80 & 1981-82	155	38	56	94	54	3	2	0	2	0	7, 11
Lakovic, Sasha	1996-97	19	0	1	1	54	-	-	-	-	-	38
Lamb, Mark	1985-86	1	0	0	0	0	-	-	-	-	-	16
Landry, Eric	1997-98 to 1998-99	15	1	1	2	4	-	-	-	-	-	11, 26
Langkow, Daymond	2005-06 to 2010-11	392	123	165	288	159	26	6	12	18	12	22
Lapointe, Claude	1995-96	32	4	5	9	20	2	0	0	0	0	47
Larose, Guy	1993-94	7	0	1	1	4	-	-	-	-	-	42
Laurence, Red	1978-79	59	14	20	34	6	-	-	-	-	-	17
LaVallee, Kevin	1980-81 to 1982-83	212	66	65	131	63	19	3	6	9	15	15
Lebeau, Patrick	1992-93	1	0	0	0	0	-	-	-	-	-	38
Leclerc, Mike	2005-06	15	1	4	5	8	3	0	0	0	2	27
Leeman, Gary	1991-92 to 1992-93	59	11	12	23	37	-	-	-	-	-	11
Leiter, Bobby	1972-73 to 1974-75	234	64	81	145	41	4	0	0	0	2	16
Lemelin, Rejean	1978-79 to 1986-87	324	0	15	15	53	31	0	3	3	0	1, 31
Lemieux, Jean	1973-74 to 1975-76	140	10	38	48	35	4	1	1	2	0	20, 6
Lemieux, Jocelyn	1995-96	20	4	4	8	10	4	0	0	0	0	45
Lemieux, Richard	1975-76	1	0	1	1	0	2	0	0	0	0	20
Leopold, Jordan	2002-03 to 2005-06 2008-09	233	16	55	71	110	39	0	12	12	18	4, 6, 40
Lessard, Rick	1988-89 & 1990-91	7	0	2	2	2	-	-	-	-	-	3, 32
Letang, Alan	2001-02	2	0	0	0	0	-	-	-	-	-	2
Lever, Don	1979-80 to 1981-82	113	48	58	106	66	20	5	8	13	20	12, 9
Lindberg, Chris	1991-92 to 1992-93	79	11	17	28	35	2	0	1	1	2	32, 11
Lindsay, Bill	1999-00 to 2000-01	132	9	21	30	183	-	-	-	-	-	22
Lombardi, Matthew	2003-04 to 2008-09	347	65	102	167	225	33	2	8	10	10	49, 18
Loob, Hakan	1983-84 to 1988-89	450	193	236	429	189	73	26	28	54	16	12
Lowry, Dave	2000-01 to 2003-04	193	31	38	69	131	10	0	0	0	6	10
Loynes, Lynn	2003-04 to 2005-06	13	0	2	2	2	-	-	-	-	-	20, 37
Lundmark, Jamie	2005-06 to 2006-07 2008-09 to 2009-10	99	16	23	39	72	6	0	1	1	7	24, 27, 45
Lydman, Toni	2000-01 to 2003-04	289	19	74	93	140	6	0	1	1	2	32
Lysiak, Tom	1973-74 to 1978-79	445	155	276	431	329	11	2	5	7	12	12
MacDonald, Craig	2005-06	25	3	2	5	8	1	0	0	0	0	29
MacInnis, Al	1981-82 to 1993-94	803	213	609	822	944	95	25	77	102	153	11, 22, 2
MacLellan, Brian	1988-89 to 1990-91	134	35	35	70	95	28	3	4	7	27	27
MacMillan, Bill	1972-73	78	10	15	25	52	-	-	-	-	-	20
MacMillan, Bob	1977-78 to 1981-82	308	122	173	295	111	24	8	9	17	16	11
Macoun, Jamie	1982-83 to 1991-92	586	62	184	246	664	84	6	19	25	87	34
Makarov, Sergei	1989-90 to 1992-93	297	94	198	292	199	9	1	6	7	0	42

CALGARY FLAMES ALL-TIME ROSTER (con't)

PLAYER	SEASONS	FLAMES CAREER SCORING					PLAYOFF CAREER SCORING					NO.
		GP	G	A	PTS	PIM	GP	G	A	PTS	PIM	
Maki, Tomi	2006-07	1	0	0	0	0	0	0	0	0	0	57
Malgunas, Stewart	1999-00	4	0	1	1	2	-	-	-	-	-	34
Manery, Randy	1972-73 to 1976-77	377	30	142	172	242	9	0	2	2	4	7
Marchment, Bryan	2005-06	37	1	2	3	75	-	-	-	-	-	7
Markwart, Nevin	1991-92	10	2	1	3	25	-	-	-	-	-	23
Marsh, Brad	1978-79 to 1981-82	257	3	41	44	317	22	0	6	6	27	5, 22
Martineau, Don	1973-74	4	0	0	0	2	-	-	-	-	-	24
Matteau, Stephane	1990-91 to 1991-92	82	16	19	35	112	5	0	1	1	0	23
May, Alan	1994-95	7	1	2	3	13	-	-	-	-	-	41
Mayers, Jamal	2009-10	27	1	5	6	53	0	0	0	0	0	19
McAdam, Gary	1981-82	46	12	15	27	18	3	0	0	0	0	28
McAmmond, Dean	2001-02 to 2003-04	137	38	43	81	78	-	-	-	-	-	37
McCarthy, Sandy	1993-94 to 1997-98	276	30	25	55	730	17	0	1	1	61	15
McCarty, Darren	2005-06 to 2006-07	99	7	6	13	175	7	2	0	2	15	25
McCreary, Keith	1972-73 to 1974-75	231	49	50	99	91	4	0	0	0	0	9
McCrimmon, Brad	1987-88 to 1989-90	231	16	67	83	274	37	2	8	10	60	4
McDonald, Lanny	1981-82 to 1988-89	492	215	191	406	408	72	24	23	47	98	9
McDonough, Al	1973-74	35	10	9	19	15	4	0	0	0	2	14
McElhinney, Curtis	2007-08 to 2009-10	29	0	0	0	2	1	0	0	0	0	31, 1
McGrattan, Brian	2009-10	34	1	3	4	86	0	0	0	0	0	10
McInnis, Marty	1996-97 to 1998-99	91	23	30	53	42	-	-	-	-	-	18
McKendry, Alex	1980-81	36	3	6	9	19	-	-	-	-	-	26
McLennan, Jamie	2002-03 to 2003-04 2006-07	57	0	1	1	34	1	0	0	0	12	33, 29
McTavish, Dale	1996-97	9	1	2	3	2	-	-	-	-	-	41
Meehnan, Gerry	1974-75 to 1975-76	62	11	30	41	8	-	-	-	-	-	10
Mercredi, Vic	1974-75	2	0	0	0	0	-	-	-	-	-	10
Meredith, Greg	1980-81 & 1982-83	36	6	4	10	8	5	3	1	4	4	29, 25
Meyer, Stefan	2010-11	16	0	2	2	17	-	-	-	-	-	44
Mikkelsen, Brendan	2010-11	19	0	1	1	2	-	-	-	-	-	29
Millen, Corey	1995-96 to 1996-97	92	15	25	40	42	-	-	-	-	-	34
Miller, Brad	1993-94	8	0	1	1	14	-	-	-	-	-	55, 34
Modin, Fredrik	2010-11	4	0	0	0	0	-	-	-	-	-	19
Mohns, Doug	1973-74	28	0	3	3	10	-	-	-	-	-	2
Mokosak, Carl	1981-82 to 1982-83	42	7	7	14	87	-	-	-	-	-	19, 10
Montador, Steve	2001-02 to 2005-06	94	4	5	9	201	20	1	2	3	6	58, 5
Morgan, Jason	2003-04	13	0	2	2	2	-	-	-	-	-	46
Morris, Derek	1997-98 to 2001-02	343	34	129	163	385	-	-	-	-	-	53
Morrison, Brendan	2010-11	66	9	34	43	16	-	-	-	-	-	8
Morrison, Lew	1972-73 to 1973-74	130	7	13	20	19	-	-	-	-	-	8
Morrow, Scott	1994-95	4	0	0	0	0	-	-	-	-	-	27
Moss, David	2006-07 to 2010-11	285	59	56	115	82	17	4	2	6	4	58, 25
Moss, Tyler	1997-98 to 1998-99	17	0	1	1	0	-	-	-	-	-	30
Mottau, Mike	2002-03	4	0	0	0	0	-	-	-	-	-	36
Mrozik, Rick	2002-03	2	0	0	0	0	-	-	-	-	-	51
Mulhern, Richard	1975-76 to 1978-79	207	25	67	92	153	5	0	3	3	5	4
Mullen, Joe	1985-86 to 1989-90	345	190	198	388	95	61	35	20	55	18	7
Murdoch, Bob	1978-79 to 1981-82	262	16	63	79	202	25	2	5	7	42	20
Murray, Bob	1973-74 to 1974-75	104	3	6	9	56	4	1	0	1	2	23
Murray, Marty	1995-96 to 2000-01	26	3	3	6	6	-	-	-	-	-	45, 28, 20
Murzyn, Dana	1987-88 to 1990-91	201	16	39	55	404	32	4	5	9	35	5
Musil, Frank	1990-91 to 1994-95	335	18	45	63	505	25	1	3	4	21	3
Muzzatti, Jason	1992-93 to 1994-95	2	0	0	0	0	-	-	-	-	-	31, 36
Myre, Phil	1972-73 to 1977-78	211	0	5	5	23	5	0	0	0	0	1
Nattress, Ric	1987-88 to 1991-92	226	9	53	62	204	38	4	6	10	30	6
Nazarov, Andrei	1998-99 to 1999-00	112	15	31	46	108	-	-	-	-	-	62
Negrin, John	2008-09	3	0	1	1	2	0	0	0	0	0	61
Nemisz, Greg	2010-11	6	0	1	1	0	-	-	-	-	-	48
Nichol, Scott	2001-02 to 2002-03	128	13	14	27	256	-	-	-	-	-	40

CALGARY FLAMES ALL-TIME ROSTER (con't)

PLAYER	SEASONS	FLAMES CAREER SCORING					PLAYOFF CAREER SCORING					NO.
		GP	G	A	PTS	PIM	GP	G	A	PTS	PIM	
Nieckar, Barry	1994-95	3	0	0	0	12	-	-	-	-	-	28
Niedermayer, Rob	2001-02 to 2002-03	111	14	24	38	91	-	-	-	-	-	44
Nieuwendyk, Joe	1986-87 to 1994-95	577	314	302	616	330	66	32	28	60	36	18, 25
Nieminen, Ville	2003-04	19	3	5	8	18	24	4	4	8	55	24
Nilson, Marcus	2003-04 to 2007-08	194	19	23	42	77	34	4	7	11	14	26
Nilsson, Kent	1979-80 to 1984-85	425	229	333	562	90	33	4	24	28	8	14
Nolan, Owen	2007-08	77	16	16	32	71	7	3	2	5	2	11
Norwood, Lee	1993-94	16	0	1	1	16	-	-	-	-	-	6
Nylander, Michael	1993-94 to 1995-96 & 1997-98 to 1998-99	168	34	74	108	54	13	0	6	6	2	92, 26
Nystrom, Eric	2005-06, 2009-10	204	19	20	39	191	13	2	2	4	2	23
O'Flaherty, Gerry	1978-79	1	1	0	1	2	-	-	-	-	-	18
Oliwa, Krzysztof	2003-04	65	3	2	5	247	20	2	0	2	6	33
Olsen, Darryl	1991-92	1	0	0	0	0	-	-	-	-	-	32
Osiecki, Mark	1991-92	50	2	7	9	24	-	-	-	-	-	55
O'Sullivan, Chris	1996-97 to 1998-99	49	2	11	13	14	-	-	-	-	-	19
Otto, Joel	1984-85 to 1994-95	730	167	261	428	1642	87	23	38	61	188	29
Pankewicz, Greg	1998-99	17	0	3	3	20	-	-	-	-	-	33
Paradise, Bob	1972-73 to 1973-74	89	1	8	9	116	-	-	-	-	-	6
Pardy, Adam	2008-09 to 2010-11	147	4	22	26	141	6	0	2	2	5	55, 7
Paslowski, Greg	1992-93 to 1993-94	28	6	5	11	2	6	3	0	3	0	23
Patrick, James	1993-94 to 1997-98	217	14	56	70	82	16	0	2	2	8	6, 5, 3
Patterson, Colin	1983-84 to 1990-91	416	88	99	187	187	72	11	16	27	55	11
Pelech, Matt	2008-09	5	0	3	3	9	0	0	0	0	0	56
Peluso, Mike	1997-98	23	0	0	0	113	-	-	-	-	-	8
Peplinski, Jim	1980-81 to 1989-90 & 1994-95	711	161	263	424	1467	99	15	31	46	382	24
Peters, Warren	2008-09	16	1	0	1	12	4	0	0	0	0	63
Petit, Michel	1991-92 to 1993-94	134	8	40	48	243	-	-	-	-	-	7
Petrovicky, Ronald	2000-01 to 2001-02	107	9	12	21	139	-	-	-	-	-	36
Phaneuf, Dion	2005-06 to 2009-10	378	75	153	228	522	25	5	7	12	22	3
Phillipoff, Harold	1977-78 to 1978-79	118	26	53	79	241	2	0	1	1	2	24
Picard, Noel	1972-73	57	1	10	11	53	-	-	-	-	-	22
Plager, Bill	1972-73	76	2	11	13	92	-	-	-	-	-	2
Plett, Willi	1975-76 to 1981-82	452	150	149	299	1267	27	12	6	18	191	22, 25
Priakin, Sergei	1988-89 to 1990-91	46	3	8	11	2	3	0	0	0	0	16
Price, Noel	1972-73 to 1974-75	199	5	40	45	160	4	0	0	0	6	4
Primeau, Wayne	2006-07 to 2008-09	94	6	15	21	76	13	1	2	3	18	19
Pronovost, Jean	1978-79 to 1979-80	155	52	58	110	42	6	2	0	2	4	9
Prust, Brandon	2006-07, 2008-09 to 2009-10	78	2	5	7	202	0	0	0	0	0	33
Quinn, Dan	1983-84 to 1986-87	222	72	119	191	100	29	11	12	23	14	10
Quinn, Pat	1972-73 to 1976-77	374	12	87	99	555	7	0	1	1	8	3
Racine, Yves	1996-97	46	1	15	16	24	-	-	-	-	-	36
Ramage, Rob	1987-88 to 1988-89	80	4	19	23	193	29	2	14	16	47	55
Ramholt, Tim	2007-08	1	0	0	0	0	-	-	-	-	-	47
Ranheim, Paul	1988-89 to 1993-94	354	94	100	194	105	19	3	6	9	2	26, 28
Rautakallio, Pekka	1979-80 to 1981-82	235	33	121	154	122	23	2	5	7	8	4
Redmond, Dick	1977-78	42	7	11	18	16	2	1	0	1	0	5
Reese, Jeff	1991-92 to 1993-94	39	0	5	5	16	4	0	0	0	0	35
Regehr, Richie	2006-07	20	1	3	4	6	-	-	-	-	-	49
Regehr, Robyn	1999-00 to 2010-11	827	29	134	163	802	41	3	12	15	28	28
Reichel, Robert	1990-91 to 1996-97	425	153	201	354	217	26	5	14	19	6	26
Reierson, Dave	1988-89	2	0	0	0	2	-	-	-	-	-	8
Reinhart, Paul	1979-80 to 1987-88	517	109	335	444	203	76	21	51	72	38	23
Reinprecht, Steve	2003-04 to 2005-06	96	17	41	58	28	-	-	-	-	-	27

CALGARY FLAMES ALL-TIME ROSTER (con't)

PLAYER	SEASONS	FLAMES CAREER SCORING					PLAYOFF CAREER SCORING					NO.
		GP	G	A	PTS	PIM	GP	G	A	PTS	PIM	
Ribble, Pat	1976-77 to 1978-79 & 1981-82 to 1982-83	203	12	31	43	188	4	0	1	1	8	23, 3, 22, 8, 28
Richard, Jacques	1972-73 to 1974-75	215	57	46	103	108	4	0	0	0	2	15
Riggin, Pat	1979-80 to 1981-82	119	0	6	6	11	14	0	0	0	0	31, 1
Rioux, Pierre	1982-83	14	1	2	3	4	-	-	-	-	-	32
Risebrough, Doug	1982-83 to 1986-87	247	68	101	169	583	50	10	17	27	95	8
Ritchie, Byron	2005-06 to 2006-07	109	12	8	20	137	8	0	0	0	10	15
Roberts, Gary	1986-87 to 1995-96	585	257	248	505	1736	58	13	30	43	216	32, 10
Roche, Dave	1998-99 to 1999-00	38	3	3	6	49	-	-	-	-	-	25
Rochefort, Leon	1972-73 to 1973-74	110	19	30	49	23	-	-	-	-	-	11
Roloson, Dwayne	1996-97 to 1997-98	70	0	4	4	12	-	-	-	-	-	30
Romanchych, Larry	1972-73 to 1976-77	288	68	95	163	100	7	2	2	4	4	21, 9
Rota, Darcy	1978-79 to 1979-80	57	19	13	32	70	2	0	1	1	26	18
Roy, Andre	2008-09	44	3	0	3	83	2	0	0	0	0	27
Russell, Phil	1978-79 to 1982-83	322	29	103	132	469	34	3	13	16	70	2, 3, 5
St. Sauveur, Claude	1975-76	79	24	24	48	23	2	0	0	0	0	11
Sabourin, Dany	2003-04	4	0	1	1	0	-	-	-	-	-	50
Sabourin, Ken	1988-89 to 1990-91	27	1	4	5	72	1	0	0	0	0	23, 55
Saprykin, Oleg	1999-00 to 2003-04	187	29	47	76	132	26	3	3	6	14	19
Sarault, Yves	1995-96	11	2	1	3	4	-	-	-	-	-	36
Sarich, Cory	2007-08 to 2010-11	289	9	41	50	380	12	0	2	2	8	6
Sauve, Philippe	2005-06	8	0	0	0	21	-	-	-	-	-	30
Savard, Marc	1999-00 to 2001-02	221	60	94	154	158	-	-	-	-	-	27
Schlegel, Brad	1993-94	26	1	6	7	4	-	-	-	-	-	21
Schulte, Paxton	1996-97	1	0	0	0	2	-	-	-	-	-	35
Scoville, Darrel	1999-00	6	0	0	0	2	-	-	-	-	-	2, 4, 45
Seiling, Rod	1978-79	36	0	4	4	12	2	0	0	0	0	15
Shand, Dave	1976-77 to 1979-80	288	14	63	77	324	11	0	1	1	57	8
Shannon, Darryl	1999-00	27	1	8	9	22	-	-	-	-	-	2
Shantz, Jeff	1998-99 to 2001-02	256	33	53	86	151	-	-	-	-	-	11
Sharples, Scott	1991-92	1	0	0	0	0	-	-	-	-	-	1
Sheehy, Neil	1983-84 to 1987-88 & 1991-92	222	13	34	47	725	32	0	2	2	104	5, 15
Simard, Martin	1990-91 to 1991-92	37	1	5	6	172	-	-	-	-	-	38, 13
Simon, Chris	2003-04 to 2005-06	85	11	16	27	119	22	5	3	8	81	15, 17
Simpson, Bobby	1976-77 to 1980-81	127	23	18	41	94	4	0	1	1	2	11, 22
Simpson, Todd	1995-96 to 1998-99	214	4	26	30	500	-	-	-	-	-	40, 27
Sjostrom, Fredrik	2009-10	46	1	5	6	8	0	0	0	0	0	11
Skalde, Jarrod	1995-96	1	0	0	0	0	-	-	-	-	-	38
Skrudland, Brian	1992-93	16	2	4	6	10	6	0	3	3	12	39
Sloan, Blake	2001-02 to 2002-03	74	2	10	12	32	-	-	-	-	-	24
Smith, Brad	1979-80 to 1980-81	49	7	4	11	69	-	-	-	-	-	24, 18
Smith, Mark	2007-08	54	1	3	4	59	-	-	-	-	-	16
Smith, Steve	1998-99 to 2000-01	102	1	20	21	139	-	-	-	-	-	55
Smyth, Greg	1991-92 to 1992-93	42	2	3	5	110	-	-	-	-	-	6
Sonnenberg, Martin	2003-04	5	0	0	0	2	-	-	-	-	-	25
Sorochan, Lee	1998-99 to 1999-00	3	0	0	0	0	-	-	-	-	-	33, 32
Staios, Steve	2009-10 to 2010-11	57	4	9	13	40	0	0	0	0	0	27
Stajan, Matt	2009-10 to 2010-11	103	9	38	47	34	0	0	0	0	0	18
Stefaniw, Morris	1972-73	13	1	1	2	2	-	-	-	-	-	19
Stern, Ron	1990-91 to 1997-98	396	59	66	125	1288	31	6	6	12	85	22
Stewart, John	1972-73 to 1973-74	142	35	32	67	71	4	0	0	0	10	17
Stiles, Tony	1983-84	30	2	7	9	20	-	-	-	-	-	21
Stillman, Cory	1994-95 to 2000-01	393	109	126	235	192	2	1	1	2	0	20, 16
St. Louis, Martin	1998-99 to 1999-00	69	4	16	20	32	-	-	-	-	-	46, 15
Struch, David	1993-94	4	0	0	0	4	-	-	-	-	-	33
Stuart, Brad	2006-07	27	0	5	5	18	6	0	1	1	6	6

CALGARY FLAMES ALL-TIME ROSTER (con't)

PLAYER	SEASONS	FLAMES CAREER SCORING					PLAYOFF CAREER SCORING					NO.
		GP	G	A	PTS	PIM	GP	G	A	PTS	PIM	
Sullivan, Mike	1993-94 to 1996-97	205	20	28	48	54	18	4	6	10	10	32
Sundblad, Niklas	1995-96	2	0	0	0	0	-	-	-	-	-	35
Suter, Gary	1985-86 to 1993-94	617	128	437	565	872	49	6	33	39	66	20
Sutter, Brett	2008-09 to 2010-11	18	1	1	2	12	0	0	0	0	0	42
Sutter, Ron	2000-01	21	1	3	4	12	-	-	-	-	-	20
Sweeney, Bob	1995-96	6	1	1	2	6	2	0	0	0	0	17
Sweeney, Tim	1990-91 to 1991-92	53	8	11	19	12	-	-	-	-	-	7
Tabaracci, Rick	1994-95 to 1996-97 & 1997-98	97	0	4	4	22	4	0	0	0	0	31
Talafous, Dean	1974-75	18	1	4	5	13	-	-	-	-	-	24
Tambellini, Steve	1983-84 to 1984-85	120	34	20	54	20	2	0	1	1	0	15
Tanguay, Alex	2006-07 to 2007-08, 2010-11	238	62	146	208	116	13	1	7	8	12	60, 40
Thompson, Rocky	1997-98 to 1998-99	15	0	0	0	86	-	-	-	-	-	55, 22
Titov, German	1993-94 to 1997-98	345	107	121	228	142	18	7	6	13	14	13
Tkaczuk, Daniel	2000-01	19	4	7	11	14	-	-	-	-	-	18
Tonelli, John	1985-86 to 1987-88	161	40	76	116	164	31	9	14	23	61	27
Torgaev, Pavel	1995-96 & 1999-00	50	6	12	18	18	1	0	0	0	0	35, 18, 50
Toskala, Vesa	2009-10	6	0	0	0	0	0	0	0	0	0	35
Trefilov, Andrei	1992-93 to 1994-95 & 1998-99	23	0	0	0	6	-	-	-	-	-	1, 35
Turek, Roman	2001-02 to 2003-04	152	0	10	10	18	1	0	0	0	0	1
Turnbull, Randy	1981-82	1	0	0	0	2	-	-	-	-	-	22
Unger, Garry	1979-80	79	17	16	33	39	4	0	3	3	2	17, 7
Vail, Eric	1973-74 to 1981-82	539	206	246	452	246	20	5	6	11	6	22, 25, 27
Van der Gulik, David	2008-09	6	0	2	2	0	0	0	0	0	0	59
Vandermeer, James	2007-08 to 2008-09	67	1	8	9	149	13	0	1	1	8	4
Varlamov, Sergei	1997-98 & 1999-00	8	3	0	3	0	-	-	-	-	-	24, 37
Vernon, Mike	82-83 to 83-84, 85-86 to 93-94 & 00-01 to 01-02	526	0	34	34	192	81	0	3	3	18	30, 29
Viitakoski, Vesa	1993-94 to 1995-96	23	2	4	6	8	-	-	-	-	-	32, 19
Volcan, Mickey	1983-84	19	1	4	5	18	-	-	-	-	-	5
Walker, Howard	1982-83	3	0	0	0	7	-	-	-	-	-	12
Walz, Wes	1993-94 to 1994-95	92	17	39	56	27	7	3	0	3	2	17
Wamsley, Rick	1987-88 to 1991-92	111	0	2	2	12	4	0	0	0	0	31
Wappel, Gord	1979-80 to 1981-82	20	1	1	2	10	2	0	0	0	4	24, 2, 21
Ward, Ed	1994-95 to 1998-99	215	16	24	40	284	-	-	-	-	-	42
Warrener, Rhett	2003-04 to 2008-09	231	11	26	37	239	37	0	1	1	30	44
Werenka, Brad	1999-00 to 2000-01	45	2	5	7	37	-	-	-	-	-	33, 2
White, Ian	2009-10 to 2010-11	43	6	12	18	18	0	0	0	0	0	3
Whitmore, Kay	2001-02	1	0	0	0	0	-	-	-	-	-	35
Wiemer, Jason	1997-98 to 2000-01 & 2005-06	252	34	32	66	567	-	-	-	-	-	24
Wilm, Clarke	1998-99 to 2001-02	303	31	42	73	250	-	-	-	-	-	23
Wilson, Bert	1980-81	50	5	7	12	94	1	0	0	0	0	8
Wilson, Carey	1983-84 to 1987-88 & 1990-91 to 1992-93	355	102	161	263	160	32	6	6	12	10	33
Wilson, Rik	1985-86	2	0	0	0	0	-	-	-	-	-	32
Wortman, Kevin	1993-94	5	0	0	0	2	-	-	-	-	-	34
Wregget, Ken	1998-99	27	0	1	1	8	-	-	-	-	-	31
Wright, Jamie	2001-02 to 2002-03	63	6	14	20	32	-	-	-	-	-	18
Yawney, Trent	1991-92 to 1995-96	274	11	45	56	368	19	3	2	5	26	18, 8
Yelle, Stephane	2002-03 to 2007-08	339	31	65	96	174	43	6	3	9	32	11, 7
Young, C.J.	1992-93	28	3	2	5	20	-	-	-	-	-	23
Zaharko, Miles	1977-78	71	1	19	20	26	1	0	0	0	0	23
Zalapski, Zarley	1993-94 to 1997-98	178	21	55	76	220	18	0	8	8	16	33
Zemlak, Richard	1991-92	5	0	1	1	42	-	-	-	-	-	21
Zyzun, Andrei	2006-07	49	1	5	6	30	5	1	0	1	2	7

FLAMES ALL-TIME SWEATER ROSTER

1

Myre, Phil	1972-73 to 1977-78
Lemelin, Rejean	1978-79 & 1986-87
Craig, Jim	1979-80
Riggin, Pat	1979-80 to 1981-82
Edwards, Don	1982-83 to 1984-85
D'Amour, Marc	1985-86
Guenette, Steve	1989-90 to 1990-91
Sharples, Scott	1991-92
Trefilov, Andrei	1992-93 to 1994-95
Moss, Tyler	1997-98
Garner, Tyrone	1998-99
Turek, Roman	2001-02 to 2003-04
McElhinney, Curtis	2008-09 to 2009-10

2

Bennett, Curt	1972-73 to 1977-78 & 1979-80
Plager, Bill	1972-73
Mohns, Doug	1973-74
Gibbs, Barry	1974-75 to 1977-78
Fox, Greg	1977-78 to 1978-79
Russell, Phil	1978-79 to 1982-83
Wappel, Gord	1979-80 to 1981-82
Bourgeois, Charles	1981-82
Macinnis, Al	1983-84 to 1993-94
Allison, Jamie	1996-97 to 1997-98
Scoville, Darrel	1999-00
Shannon, Darryl	1999-00
Werenka, Brad	2000-01
Letang, Alan	2001-02
Commodore, Mike	2002-03 to 2003-04

3

Quinn, Pat	1972-73 to 1976-77
Ribble, Pat	1976-77 to 1978-79 & 1981-82 to 1982-83
Russell, Phil	1978-79 to 1982-83
Curtale, Tony	1980-81
Konroyd, Steve	1980-81 to 1985-86
Guy, Kevan	1986-87 to 1987-88
Lessard, Rick	1988-89 & 1990-91
Musil, Frank	1990-91 to 1994-95
Patrick, James	1995-96 to 1997-98
Gauthier, Denis	1998-99 to 2003-04
Phaneuf, Dion	2005-06 to 2009-10
White, Ian	2009-10 to 2010-11
Carson, Brett	2010-11

4

Price, Noel	1972-73 to 1974-75
Mulhern, Richard	1975-76 to 1978-79
Rautakallio, Pekka	1979-80 to 1981-82
Baxter, Paul	1983-84 to 1986-87
McCrimmon, Brad	1987-88 to 1989-90
Kyte, Jim	1990-91 to 1991-92
Dahl, Kevin	1992-93 to 1995-96 & 1997-98
Featherstone, Glen	1996-97
Helenius, Sami	1998-99
Dollas, Bobby	1999-00
Scoville, Darrel	1999-00
Belak, Wade	2000-01
Eakins, Dallas	2000-01 to 2001-02

Leopold, Jordan	2002-03 to 2003-04
Hamrlik, Roman	2005-06 to 2006-07
Vandermeer, Jim	2007-08 to 2008-09
Bouwmeester, Jay	2009-10 to 2010-11

5

Harris, Ron	1972-73
Bennett, Curt	1972-73 to 1977-78 & 1979-80
Redmond, Dick	1977-78
Marsh, Brad	1978-79 to 1981-82
Russell, Phil	1978-79 to 1982-83
Volcan, Mickey	1983-84
Sheehy, Neil	1983-84 to 1987-88
Murzyn, Dana	1987-88 to 1990-91
Guy, Kevan	1990-91 to 1991-92
Dahquist, Chris	1992-93 to 1993-94
Patrick, James	1994-95
Bouchard, Joel	1995-96
Albelin, Tommy	1995-96 to 2000-01
Montador, Steve	2002-03 to 2005-06
Giordano, Mark	2005-06 to 2006-07, 2008-09 to 2010-11

6

Paradise, Bob	1972-73 to 1973-74
Lemieux, Jean	1973-74 to 1975-76
Houston, Ken	1975-76 to 1981-82
Dunn, Richie	1982-83
Hanson, Keith	1983-84
Cavallini, Gino	1984-85 to 1985-86
Johnson, Terry	1985-86
Engblom, Brian	1986-87
Nattress, Ric	1987-88 to 1991-92
Smyth, Greg	1991-92 to 1992-93
Norwood, Lee	1993-94
Wortman, Kevin	1993-94
Patrick, James	1993-94
Bouchard, Joel	1996-97 to 1997-98
Housley, Phil	1994-95 to 1995-96 & 1998-99 to 2000-01
Boughner, Bob	2001-02 to 2002-03
Leopold, Jordan	2005-06
Stuart, Brad	2006-07
Sarich, Cory	2007-08 to 2010-11

7

Manery, Randy	1972-73 to 1976-77
Chouinard, Guy	1974-75 to 1982-83
Lalonde, Bobby	1977-78 to 1979-80 & 1981-82
Unger, Garry	1979-80
Holt, Randy	1980-81 to 1981-82
Eaves, Mike	1983-84 to 1985-86
Mullen, Joe	1985-86 to 1989-90
Sweeney, Tim	1990-91 to 1991-92
Petit, Michel	1991-92 to 1993-94
Allison, Jamie	1994-95
Konroyd, Steve	1994-95
Huscroft, Jamie	1995-96 to 1996-97
Dingman, Chris	1997-98 to 1998-99
Begin, Steve	1999-00
Clark, Chris	1999-00
Bureau, Marc	1999-00
Kobasew, Chuck	2002-03 to 2003-04

FLAMES ALL-TIME SWEATER ROSTER (con't)

Lindberg, Chris	1992-93
Kisio, Kelly	1993-94 to 1994-95
Conacher, Pat	1995-96
Landry, Eric	1997-98
Shantz, Jeff	1998-99 to 2001-02
Yelle, Stephane	2002-03 to 2006-07
Nolan, Owen	2007-08
Sjostrom, Fredrik	2009-10
Hagman, Niklas	2009-10
Backlund, Mikael	2010-11

12

Hicke, Ernie	1972-73
Lysiak, Tom	1973-74 to 1978-79
Boldirev, Ivan	1978-79 to 1979-80
Lever, Don	1979-80 to 1981-82
Cyr, Denis	1980-81 to 1982-83
Harrer, Tim	1982-83
Walker, Howard	1982-83
Loob, Hakan	1983-84 to 1988-89
Fenton, Paul	1990-91
Kruse, Paul	1991-92 to 1996-97
Iqinla, Jarome	1996-97 to 2010-11

13

Simard, Martin	1990-91 to 1991-92
Heaphy, Shawn	1992-93
Titov, German	1993-94 to 1997-98
Cammalleri, Michael	2008-09
Jokinen, Olli	2010-11

14

Arnason, Chuck	1973-74
McDonough, Al	1973-74
Ecclestone, Tim	1974-75 to 1977-78
Carr, Gene	1978-79
Nilsson, Kent	1979-80 to 1984-85
Bradley, Brian	1985-86 to 1987-88
Fleury, Theoren	1988-89 to 1998-99

15

Richard, Jacques	1972-73 to 1974-75
Bowness, Rick	1975-76 to 1976-77
Seiling, Rod	1978-79
Gorman, Dave	1979-80
Henderson, Paul	1979-80
LaVallee, Kevin	1980-81 to 1982-83
Tambellini, Steve	1983-84 to 1984-85
Rabl, Robin	1985-86
Churla, Shane	1987-88 to 1988-89
Chernomaz, Richard	1987-88 to 1988-89
Sheehy, Neil	1991-92
Ashton, Brent	1992-93
McCarthy, Sandy	1993-94 to 1997-98
St. Louis, Martin	1999-00
Fata, Rico	1999-00 to 2000-01
Betts, Blair	2001-02 to 2003-04
Simon, Chris	2003-04
Ritchie, Byron	2005-06 to 2006-07
Dawes, Nigel	2009-10
Jackman, Tim	2010-11

16

287 CALGARY FLAMES

FLAMES ALL-TIME SWEATER ROSTER (con't)

Chouinard, Guy	1974-75 to 1981-82
Jackson, Jim	1982-83 to 1984-85
Lamb, Mark	1985-86
Hull, Brett	1985-86 to 1987-88
Priakin, Sergei	1988-89 to 1990-91
Chernomaz, Richard	1991-92
Berube, Craig	1991-92 to 1992-93
Freer, Mark	1993-94
Greig, Mark	1994-95
Borschevsky, Nikolai	1994-95
Stillman, Cory	1995-96 to 2000-01
Berube, Craig	1991-92 to 1992-93 & 2001-02 to 2002-03
Donovan, Shean	2002-03 to 2005-06
Friesen, Jeff	2006-07
Smith, Mark	2007-08
Boyd, Dustin	2008-09 to 2009-10
Kostopoulos, Tom	2010-11

17

Stewart, John	1972-73 to 1973-74
Graves, Hilliard	1974-75 to 1976-77
Laurence, Red	1978-79
Unger, Garry	1979-80
Adduono, Rick	1979-80
Hislop, Jamie	1980-81 to 1983-84
Eaves, Mike	1985-86
Hrdina, Jiri	1987-88 to 1990-91
Habscheid, Marc	1991-92
Walz, Wes	1993-94 to 1994-95
Hlushko, Todd	1995-96
Sweeney, Bob	1995-96
Domenichelli, Hnat	1996-97 to 1999-00
Botterill, Jason	1999-00
Krivokrasov, Sergei	1999-00
Clark, Chris	1999-00 to 2003-04
Simon, Chris	2005-06
Godard, Eric	2007-08
Bourque, Rene	2008-09 to 2010-11

18

Comeau, Rey	1972-73 to 1977-78
O'Flaherty, Gerry	1978-79
Rota, Darcy	1978-79 to 1979-80
Smith, Brad	1979-80 to 1980-81
Hindmarch, Dave	1980-81 to 1984-85
Nieuwendyk, Joe	1986-87
Bucyk, Randy	1987-88
Coxe, Craig	1987-88
Grimson, Stu	1988-89 to 1989-90
Bergqvist, Jonas	1989-90
Kruse, Paul	1990-91
Yawney, Trent	1991-92 to 1994-95
Torgajev, Pavel	1995-96
McInnis, Marty	1996-97 to 1998-99
Dubinsky, Steve	1998-99 to 1999-00
Tkaczuk, Daniel	2000-01
Wright, Jamie	2001-02 to 2002-03
Drury, Chris	2002-03
Lombardi, Matthew	2003-04 to 2008-09
Stajan, Matt	2009-10 to 2010-11

19

Brown, Arnie	1972-73 to 1973-74
--------------	--------------------

Stefaniw, Morris	1972-73
Kea, Ed	1973-74 to 1978-79
Henderson, Paul	1979-80
Gould, Bob	1979-80 to 1981-82
Mokosak, Carl	1981-82 to 1982-83
Eakin, Bruce	1981-82
Hunter, Tim	1981-82 to 1991-92
Harkins, Todd	1992-93
Haas, David	1993-94
Viitakoski, Vesa	1993-94 to 1995-96
O'Sullivan, Chris	1996-97 to 1998-99
Saprykin, Oleg	1999-00 to 2003-04
Kobasew, Chuck	2005-06 to 2006-07
Primeau, Wayne	2006-07 to 2008-09
Mayers, Jamal	2009-10
Modin, Fredrik	2010-11

20

MacMillan, Bill	1972-73
Hextall, Bryan	1973-74 to 1974-75
Lemieux, Jean	1973-74 to 1975-76
Lemieux, Richard	1975-76
Kryskow, Dave	1975-76
Murdoch, Bob	1978-79 to 1981-82
Eloranta, Kari	1981-82 to 1984-85
Suter, Gary	1985-86 to 1993-94
Stillman, Cory	1994-95
Evason, Dean	1995-96
Hlushko, Todd	1996-97 to 1997-98
Corbet, Rene	1998-99 to 1999-00
Murray, Marty	2000-01
Eakins, Dallas	2000-01
Sutter, Ron	2000-01
Botterill, Jason	2001-02
Johansson, Mathias	2002-03
Loynes, Lynn	2003-04
Huselius, Kristian	2005-06 to 2007-08
Glencross, Curtis	2008-09 to 2010-11

21

Romanchych, Larry	1972-73 to 1976-77
Gould, John	1976-77 to 1978-79
Wappel, Gord	1979-80 to 1981-82
Ingarfield, Earl Jr.	1979-80 to 1980-81
Labraaten, Dan	1980-81 to 1981-82
Jalonen, Kari	1982-83 to 1983-84
Stiles, Tony	1983-84
Berezan, Perry	1984-85 to 1988-89
Johansson, Roger	1989-90 to 1990-91
Zemlak, Richard	1991-92
Godynyuk, Alexander	1991-92 to 1992-93
Schlegel, Brad	1993-94
Chiasson, Steve	1994-95 to 1996-97
Cassels, Andrew	1997-98 to 1998-99
Johansson, Andreas	1999-00
Hay, Dwayne	2000-01
Ference, Andrew	2002-03 to 2006-07
Hale, David	2006-07 to 2007-08
Jokinen, Olli	2008-09 to 2009-10
Higgins, Christopher	2009-10

22

Picard, Noel	1972-73
Vail, Eric	1973-74 to 1981-82

FLAMES ALL-TIME SWEATER ROSTER (con't)

Bialowas, Dwight	1973-74 to 1974-75
Plett, Willi	1975-76 to 1981-82
Ribble, Pat	1976-77 to 1978-79
	& 1981-82 to 1982-83
Simpson, Bobby	1976-77 to 1980-81
Marsh, Brad	1978-79 to 1981-82
Gould, Bob	1979-80 to 1981-82
Wappel, Gord	1979-80 to 1981-82
Turnbull, Randy	1981-82
MacInnis, Al	1982-83
Eakin, Bruce	1983-84
Kromm, Richard	1983-84 to 1985-86
Fotiu, Nick	1985-86 to 1986-87
Bullard, Mike	1986-87 to 1987-88
Hunter, Mark	1988-89 to 1990-91
Stern, Ron	1990-91 to 1997-98
Thompson, Rocky	1998-99
Lindsay, Bill	1999-00 to 2000-01
Conroy, Craig	2000-01 to 2003-04
Langkow, Daymond	2005-06 to 2010-11

23

Murray, Bob	1973-74 to 1974-75
Carriere, Larry	1975-76 to 1976-77
Ribble, Pat	1976-77 to 1978-79
	& 1981-82 to 1982-83
Zaharko, Miles	1977-78
Reinhart, Paul	1979-80 to 1987-88
Sabourin, Ken	1988-89
Matteau, Stephane	1990-91 to 1991-92
Berube, Craig	1991-92
Markwart, Nevin	1991-92
Young, C.J.	1992-93
Paslawski, Greg	1992-93 to 1993-94
Kennedy, Sheldon	1994-95 to 1995-96
Gavey, Aaron	1996-97 to 1997-98
Wilm, Clarke	1998-99 to 2001-02
Gelinas, Martin	2002-03 to 2003-04
Nystrom, Eric	2007-08 to 2009-10

24

Ketter, Kerry	1972-73
Martineau, Don	1973-74
Kea, Ed	1973-74 to 1978-79
Talafous, Dean	1974-75
Botting, Cam	1975-76
Houston, Ken	1975-76 to 1981-82
Phillipoff, Harold	1977-78 to 1978-79
Beaudoin, Serge	1979-80
Wappel, Gord	1979-80
Smith, Brad	1979-80
Peplinski, Jim	1980-81 to 1989-90
	& 1994-95
Iginla, Jarome	1995-96 to 1996-97
Gauthier, Denis	1997-98
Hentunen, Jukka	2001-02
Sloan, Blake	2001-02 to 2002-03
Nieminen, Ville	2003-04
Wiemer, Jason	1997-98 to 2000-01
	& 2005-06
Lundmark, Jamie	2005-06
Conroy, Craig	2006-07 to 2010-11

25

Vail, Eric	1973-74 to 1981-82
------------	--------------------

Plett, Willi	1975-76 to 1981-82
Meredith, Greg	1982-83
Eakin, Bruce	1983-84 to 1984-85
Courteau, Yves	1984-85
Bullard, Mike	1986-87 to 1987-88
Nieuwendyk, Joe	1986-87 to 1994-95
Roche, Dave	1998-99 to 1999-00
Krivokrasov, Sergei	1999-00
Andersson, Niklas	2000-01
Kravchuk, Igor	2000-01 to 2001-02
Sonnenberg, Martin	2003-04
McCarty, Darren	2005-06 to 2006-07
Moss, David	2007-08 to 2010-11

26

McKendry, Alex	1980-81
Dwyer, Mike	1980-81 to 1981-82
Bridgman, Mel	1981-82 to 1982-83
Bozek, Steve	1983-84 to 1987-88
Ranheim, Paul	1988-89
Korn, Jim	1989-90
Reichel, Robert	1990-91 to 1994-95
	& 1996-97
Kohn, Ladislav	1997-98
Nylander, Michael	1998-99
Landry, Eric	1998-99
Begin, Steve	1999-00 to 2001-02
Brigley, Travis	1999-00
Clark, Chris	1999-00
Eakins, Dallas	2000-01
Begin, Steve	1999-00 to 2002-03
Green, Josh	2003-04
Nilson, Marcus	2003-04 to 2007-08
Kotalik, Ales	2009-10 to 2010-11

27

Vail, Eric	1973-74 to 1981-82
Beers, Eddy	1981-82 to 1985-86
Hampson, Gord	1982-83
Tonelli, John	1985-86 to 1987-88
MacLellan, Brian	1988-89 to 1990-91
Forslund, Tomas	1991-92 to 1992-93
Drury, Ted	1993-94
Morrow, Scott	1994-95
Simpson, Todd	1995-96 to 1998-99
Savard, Marc	1999-00 to 2002-03
Berube, Craig	2002-03
Reinprecht, Steve	2003-04 to 2005-06
Leclerc, Mike	2005-06
Roy, Andre	2008-09
Staios, Steve	2009-10 to 2010-11

28

Ribble, Pat	1976-77 to 1978-79
	& 1981-82 to 1982-83
McAdam, Gary	1981-82
Bourgeois, Charles	1981-82 to 1985-86
DeGray, Dale	1985-86 to 1986-87
Bodak, Bob	1987-88
Ranheim, Paul	1988-89 to 1993-94
Nieckar, Barry	1994-95
Esau, Len	1994-95
Murray, Marty	1995-96 to 1997-98
Bassen, Bob	1998-99
Regehr, Robyn	1999-00 to 2010-11

FLAMES ALL-TIME SWEATER ROSTER (con't)

29

Dwyer, Mike	1980-81 to 1981-82
Meredith, Greg	1980-81
Bernhardt, Tim	1982-83
Brubaker, Jeff	1983-84
Otto, Joel	1984-85 to 1994-95
Hulse, Cale	1995-96 to 1996-97
Andersson, Erik	1997-98
Karpenko, Igor	1998-99
Belak, Wade	1998-99 to 1999-00
Vernon, Mike	2000-01 to 2001-02
McLennan, Jamie	2003-04 & 2006-07
Mikkelsen, Brendan	2010-11

30

Bouchard, Dan	1972-73 to 1980-81
Vernon, Mike	1982-83 to 1983-84 & 1985-86 to 1993-94
Roloson, Dwayne	1996-97 to 1997-98
Moss, Tyler	1998-99
Brochu, Martin	2000-01

31

Belanger, Yves	1977-78 to 1978-79
Lemelin, Rejean	1978-79 to 1986-87
Riggin, Pat	1979-80 to 1981-82
Wamsley, Rick	1987-88 to 1991-92
Muzzatti, Jason	1993-94
Tabaracci, Rick	1994-95 to 1997-98
Wregget, Ken	1998-99
Fuhr, Grant	1999-00
Szuper, Levente	2002-03
Joseph, Curtis	2007-08
McElhinney, Curtis	2007-08

32

Rioux, Pierre	1982-83
Eakin, Bruce	1983-84 to 1984-85
Bolduc, Dan	1983-84
Wilson, Rik	1985-86
Eloranta, Kari	1985-86
Roberts, Gary	1986-87
Glynn, Brian	1987-88 & 1989-90
Lessard, Rick	1988-89 & 1990-91
Olsen, Darryl	1991-92
Lindberg, Chris	1991-92 to 1992-93
Viitakoski, Vesa	1993-94
Sullivan, Mike	1993-94 to 1996-97
Sorochan, Lee	1999-00
Lydman, Toni	2000-01 to 2003-04
Hulse, Cale	1997-98 to 1999-00 & 2005-06

33

Wilson, Carey	1983-84 to 1987-88 & 1990-91 to 1992-93
Chernomaz, Richard	1987-88 to 1988-89
Bureau, Marc	1989-90 to 1990-91
Struch, David	1993-94
Zalapski, Zarley	1993-94 to 1997-98
Pankewicz, Greg	1998-99
Sorochan, Lee	1998-99
Begin, Steve	1999-00
Werenka, Brad	1999-00

Allison, Jamie	2001-02
McLennan, Jamie	2002-03
Oliwa, Krzysztof	2003-04
Auccoin, Adrian	2007-08 to 2008-09
Prust, Brandon	2009-10
Babchuk, Anton	2010-11

34

Macoun, Jamie	1982-83 to 1991-92
Johansson, Roger	1992-93
Miller, Brad	1993-94
Wortman, Kevin	1993-94
Bouchard, Joel	1994-95 to 1995-96
Millen, Corey	1995-96 to 1996-97
Dowd, Jim	1997-98
Malgunas, Stewart	1999-00
Kiprusoff, Miikka	2003-04 to 2010-11

35

Grimson, Stu	1988-89 to 1989-90
Reese, Jeff	1991-92 to 1993-94
Eisenhut, Neil	1994-95
Torgajev, Pavel	1995-96
Sundblad, Niklas	1995-96
Schulte, Paxton	1996-97
Trefilov, Andrei	1998-99
Whitmore, Kay	2001-02
Krahn, Brent	2003-04
Toskala, Vesa	2009-10
Karlsson, Henrik	2010-11

36

Dadswell, Doug	1986-87 to 1987-88
Muzzatti, Jason	1992-93 to 1994-95
Esau, Len	1993-94
Sarault, Yves	1995-96
Racine, Yves	1996-97
Charron, Eric	1999-00
Petrovicky, Ronald	2000-01 to 2001-02
Mottaw, Mike	2002-03
Keetley, Matt	2007-08 to 2009-10

37

Harkins, Todd	1991-92
Kidd, Trevor	1991-92 to 1996-97
Gagner, Tyrone	1997-98
Gratton, Benoit	1999-00
Varlamov, Sergei	1999-00
Drury, Chris	2002-03
McAmmond, Dean	2001-02 & 2003-04
Prust, Brandon	2006-07

38

Simard, Martin	1990-91 to 1991-92
Lebeaud, Patrick	1992-93
Cowan, Jeff	1999-00 to 2001-02
Dome, Robert	2002-03
Jaffray, Jason	2008-09

39

Ahola, Peter	1993-94
Hlushko, Todd	1994-95
Ferguson, Craig	1995-96
Skalde, Jarrod	1995-96
Lakovic, Sasha	1996-97

FLAMES ALL-TIME SWEATER ROSTER (con't)

Charron, Eric..... 1997-98 to 1998-99
 Gilmour, Doug..... 1988-89 to 1991-92
 Skrudland, Brian..... 1992-93
 Kecmer, Dan..... 1993-94 to 1995-96
 Gratton, Benoit..... 1999-00 to 2000-01
 Christie, Ryan..... 2001-02
 Germyn, Carson..... 2005-06 to 2006-07

40

Simpson, Todd..... 1995-96
 Brathwaite, Fred..... 1998-99 to 2000-01
 Nichol, Scott..... 2001-02 to 2002-03
 Leopold, Jordan..... 2008-09
 Tanguay, Alex... 2006-07 to 2007-08, 2010-11

41

May, Alan..... 1994-95
 McTavish, Dale..... 1996-97
 Boyd, Dustin..... 2006-07 to 2007-08
 Ivanans, Raitis..... 2010-11

42

Makarov, Sergei..... 1989-90 to 1992-93
 Larose, Guy..... 1993-94
 Ward, Ed..... 1994-95 to 1998-99
 DuPont, Micki..... 2001-02 to 2002-03
 Sutter, Brett..... 2008-09 to 2010-11

43

Brigley, Travis..... 1997-98
 Kohn, Ladislav..... 2002-03

44

Hoglund, Jonas..... 1996-97
 Fata, Rico..... 1998-99
 Niedermayer, Rob..... 2001-02 to 2002-03
 Warren, Rhett..... 2003-04 to 2008-09
 Johnson, Aaron..... 2009-10
 Meyer, Stefan..... 2010-11

45

Murray, Marty..... 1995-96
 Lemieux, Jocelyn..... 1995-96
 Jantunen, Marko..... 1996-97
 Scoville, Darrel..... 1999-00
 Lundmark, Jamie..... 2008-09 to 2009-10

46

Kohn, Ladislav..... 1995-96
 St. Louis, Martin..... 1998-99
 Morgan, Jason..... 2003-04
 Giordano, Mark..... 2005-06 to 2006-07

47

Lapointe, Claude..... 1995-96
 Giguere, J.S..... 1998-99 to 1999-00
 Ramholt, Tim..... 2007-08
 Greentree, Kyle..... 2008-09

48

Nemisz, Greg..... 2010-11

49

Lombardi, Matthew..... 2003-04
 Regehr, Richie..... 2005-06 to 2006-07

50

Torgaev, Pavel..... 1999-00
 Sabourin, Dany..... 2002-03 to 2003-04

51

Gagner, Dave..... 1996-97
 Mrozik, Rick..... 2002-03

53

Morris, Derek..... 1997-98 to 2001-02

55

Ramage, Rob..... 1987-88 to 1988-89
 Sabourin, Ken..... 1990-91
 Osiecki, Mark..... 1991-92
 Miller, Brad..... 1993-94
 Thompson, Rocky..... 1997-98
 Smith, Steve..... 1998-99 to 2000-01
 Parady, Adam..... 2008-09

56

Pelech, Matt..... 2008-09

57

Begin, Steve..... 1997-98
 Maki, Tomi..... 2006-07
 Bouma, Lance..... 2010-11

58

Varlamov, Sergei..... 1997-98
 Montador, Steve..... 2001-02
 Moss, David..... 2006-07

59

Van der Gulik, David..... 2008-09

60

Backlund, Michael..... 2008-09 to 2009-10

61

Negrin, John..... 2008-09

62

Fata, Rico..... 1998-99
 Nazarov, Andrei..... 1998-99 to 1999-00
 Chucko, Kris..... 2008-09

63

Peters, Warren..... 2008-09

66

Brodie, T.J..... 2010-11

92

Nylander, Michael..... 1993-94 to 1997-98



NHL ON-ICE OFFICIALS 2011-12



REFEREES

AUGER, Stephane.....	15
*BANFIELD, David.....	44
*BURCHELL, Darcy.....	42
*CHARRON, Frances.....	46
DEVORSKI, Paul.....	10
DWYER, Gord.....	19
FURLATT, Eric.....	27
HASENFRATZ, Mike.....	2
HEBERT, Ghislain.....	22
*HEBERT, Jean.....	43
JACKSON, Dave.....	8
JOANNETTE, Marc.....	25
KIMMERLY, Greg.....	18
KOWAL, Tom.....	32
KOZARI, Steve.....	40
L'ECUYER, Frederick.....	17
LARUE, Dennis.....	14
LEE, Chris.....	28
LEGGO, Mike.....	3
*LEMELIN, Mark.....	41
MARTELL, Rob.....	26
MCCAULEY, Wes.....	4
MEIER, Brad.....	34
MORTON, Dean.....	36
O'HALLORAN, Dan.....	13
O'ROURKE, Dan.....	9
PEEL, Tim.....	20
POCHMARA, Brian.....	16
POLLOCK, Kevin.....	33
REHMAN, Kyle.....	37
ROONEY, Chris.....	5
*SKILLITER, Graham.....	48
ST. LAURENT, Francois.....	38
ST. PIERRE, Justin.....	12
SUTHERLAND, Kelly.....	11
VAN MASSENHOVEN, Don.....	21
*VINNERBORG, Marcus.....	45
WALKOM, Stephen.....	24
WALSH, Ian.....	29
WATSON, Brad.....	23

*Minor League Official

LINESMEN

AMELL, Derek.....	75
BARTON, Steve.....	59
BRISEBOIS, David.....	96
CAMERON, Lonnie.....	74
CHAMPOUX, Pierre.....	67
CHERREY, Scott.....	50
CORMIER, Michel.....	76
CVIK, Mike.....	88
DEVORSKI, Greg.....	54
DRISCOLL, Scott.....	68
GALLOWAY, Ryan.....	82
GIBBS, Darren.....	66
HENDERSON, Don.....	91
HEYER, Shane.....	55
KOVACHIK, Brad.....	71
LAZAROWICH, Brad.....	86
MACH, Brian.....	78
*MacPHERSON, Matt.....	83
McELMAN, Andy.....	90
MILLER, Steve.....	89
MORIN, Jean.....	97
MURPHY, Brian.....	93
MURRAY, Jonny.....	95
NANSEN, Derek.....	70
NELSON, Thor.....	80
NOWAK, Tim.....	77
PANCICH, Bryan.....	94
RACICOT, Pierre.....	65
RODY, Vaughan.....	73
SCHACHTE, Dan.....	47
SERICOLO, Anthony.....	84
SHARRERS, Jay.....	57
SHEWCHYK, Mark.....	92
WHELER, Mark.....	56



2011-2012 ABBOTSFORD HEAT CLUB DIRECTORY



HOCKEY CLUB PERSONNEL

Governor (AHL), President - Calgary Flames.....	Ken King
General Manager.....	Jay Feaster
Assistant General Manager of Player Personnel.....	John Weisbrod
Alternate Gov./Senior VP/Assistant General Manager.....	Michael Holditch
Head Coach.....	Troy Ward
Assistant Coaches.....	Cail MacLean, Luke Strand
Goaltending Coach.....	Jordan Sigalet
Athletic Trainer.....	Chris Linder
Equipment Manager.....	Peter Bureaux
Equipment Assistant.....	Scott Starrak

HEAT STAFF

Ownership Group.....	Fraser Valley Sports & Entertainment Ltd.
President.....	Ryan Walter
Vice President, Ticket Sales & Service.....	Justin McIntyre
Vice President, Operations.....	Amber Magee
Director, Communications.....	Delany Dunn
Director, Marketing & Promotions.....	Terri Breker
Director, Business Development.....	Michael Soy
Play-by-Play Broadcaster.....	Ryan Pinder
Community Relations Manager.....	Barb Roberts
Executive Assistant to the President.....	Crystal Burchert
Game Operations.....	Jen Graham
Accounting Clerk.....	Melanie Blanchard
Merchandising Manager.....	Megan West
Ticket Operations Manager.....	Amanda Klassen

INFORMATION

**NATIONAL HOCKEY
LEAGUE AFFILIATE**
Calgary Flames

WEBSITE
www.abbotsfordheat.com

ARENA
Abbotsford Entertainment and Sports Centre

CAPACITY
7,046

DIMENSIONS
200' x 85'

FLAGSHIP RADIO STATION
Country 107.1 FM



2010-2011 AMERICAN HOCKEY LEAGUE FINAL REGULAR SEASON STANDINGS



EASTERN CONFERENCE

Atlantic Division		GP	W	L	OTL	SOL	PTS	GF	GA
1	y Portland	80	47	24	7	2	103	280	238
2	x Manchester	80	44	26	4	6	98	255	209
3	x Connecticut	80	40	32	2	6	88	221	223
4	Worcester	80	36	31	4	9	85	210	245
5	Providence	80	38	36	3	3	82	209	252
6	Springfield	80	35	40	2	3	75	233	253
7	Bridgeport	80	30	39	4	7	71	218	266

East Division		GP	W	L	OTL	SOL	PTS	GF	GA
1	y Wilkes-Barre	80	58	21	0	1	117	261	183
2	x Hershey	80	46	26	3	5	100	255	214
3	x Charlotte	80	44	27	2	7	97	265	243
4	x Norfolk	80	39	26	9	6	93	265	230
5	x Binghamton	80	42	30	3	5	92	255	221
6	Syracuse	80	35	38	3	4	77	217	249
7	Adirondack	80	31	39	4	6	72	197	248
8	Albany	80	32	42	1	5	70	217	283

WESTERN CONFERENCE

North Division		GP	W	L	OTL	SOL	PTS	GF	GA
1	y Hamilton	80	44	27	2	7	97	226	193
2	x Lake Erie	80	44	28	3	5	96	223	206
3	x Manitoba	80	43	30	1	6	93	220	210
4	Abbotsford	80	38	32	4	6	86	186	212
5	Toronto	80	37	32	1	10	85	228	219
6	Grand Rapids	80	36	34	2	8	82	227	254
7	Rochester	80	31	39	5	5	72	218	266

West Division		GP	W	L	OTL	SOL	PTS	GF	GA
1	y Milwaukee	80	44	22	6	8	102	226	194
2	x Houston	80	46	28	1	5	98	240	212
3	x Peoria	80	42	30	3	5	92	223	218
4	x Texas	80	41	29	4	6	92	213	210
5	x Oklahoma City	80	40	29	2	9	91	245	234
6	Chicago	80	39	30	5	6	89	260	262
7	San Antonio	80	40	33	4	3	87	228	245
8	Rockford	80	38	33	4	5	85	216	245

x = Teams who have clinched a playoff spot

y = Teams who have clinched the division title



2010-2011 ABBOTSFORD HEAT REGULAR SEASON SCORING



#	PLAYER	POS	GP	G	A	PTS	+/-	PIM	PPG	SHG
24	Matt Keith	C	77	20	15	35	-12	45	5	0
26	Jon Rheault	RW	79	12	22	34	-4	46	4	0
29	T.J. Brodie	D	68	5	29	34	3	32	2	0
15	Greg Nemisz	RW	68	14	19	33	-8	28	5	3
11	Quintin Laing	LW	59	7	19	26	2	40	3	0
27	Ryan Stone	C	51	11	14	25	-11	72	4	0
8	Cam Cuning	LW	52	14	8	22	-2	46	2	0
19	Ales Kotalik	RW	25	6	16	22	6	10	2	0
32	Gaelan Patterson	C	61	7	14	21	1	15	0	2
10	Lance Bouma	C	61	12	8	20	-12	53	6	0
2	Keith Seabrook	D	48	4	16	20	-6	18	3	0
34	Carter Bancks	LW	29	5	14	19	4	16	0	1
7	Stefan Meyer	LW	42	12	5	17	-8	50	6	0
22	John Armstrong	C	78	9	8	17	-6	91	1	0
20	MacGregor Sharp (total)	C	67	7	8	15	-19	33	1	1
23	Bryan Cameron	C	60	6	9	15	-15	41	3	0
28	Gord Baldwin	D	75	2	11	13	-16	58	0	0
43	Joe Piskula	D	71	1	11	12	1	73	0	0
13	Logan MacMillan	LW	55	5	6	11	-13	32	0	0
6	Chris Breen	D	73	4	7	11	-6	47	1	0
3	Josh Meyers	D	49	3	8	11	-2	39	1	0
18	Ryan MacMurchy	RW	18	5	2	7	-1	23	0	0
4	John Negrin	D	24	0	6	6	-2	24	0	0
17	Matt Pelech	D	59	3	2	5	-9	198	0	0
38	Tyler Rueggsegger	C	12	1	4	5	0	2	1	0
14	Mitch Wahl	C	17	1	4	5	-2	8	0	0
39	Justin Dowling	C	8	1	3	4	0	2	1	0
21	Giffen Nyren	D	15	1	3	4	-1	12	0	0
19	J.D. Watt	RW	27	1	3	4	7	73	0	0
16	Ryley Grantham	LW	22	0	3	3	-3	39	0	0
25	Hugo Carpentier	C	9	1	1	2	0	6	0	0
20	Andrew Carroll	C	13	1	1	2	1	4	0	0
37	Leland Irving	G	61	0	2	2	0	0	0	0
5	Brendan Mikkelsen	D	4	0	1	1	1	4	0	0
12	Mikael Backlund	C	1	0	0	0	-1	0	0	0
5	Mike Gabinet	D	1	0	0	0	0	2	0	0
12	Staffan Kronwall	D	1	0	0	0	1	0	0	0
18	Cody Lampi	D	1	0	0	0	-1	2	0	0
30	Joni Ortio	G	1	0	0	0	0	0	0	0
77	Josh Van Dyk	D	1	0	0	0	0	2	0	0
68	Spencer Bennett	LW	2	0	0	0	0	0	0	0
9	Kris Chucko	RW	2	0	0	0	-2	2	0	0
5	Russ Sinkewich	D	2	0	0	0	1	0	0	0
44	Aaron Marvin	C	3	0	0	0	0	0	0	0
33	Matt Keetley	G	9	0	0	0	0	0	0	0
1	J.P. Lamoureux	G	19	0	0	0	0	0	0	0

#	GOALIE	GP	MINS	GA	SO	AVG	W	L	SOL	SA	SVS	SV%
1	J.P. Lamoureux	19	953	35	2	2.2	8	4	3	413	378	0.915
37	Leland Irving	61	3437	132	8	2.3	30	24	2	1518	1386	0.913
33	Matt Keetley	9	424	25	0	3.4	0	7	1	179	154	0.860
30	Joni Ortio	1	60	6	0	6.03	0	1	0	30	24	0.800

2011-2012

ABBOTSFORD

HEAT

AHL HOCKEY
REGULAR SEASON SCHEDULE

HOME AWAY

OCTOBER 2011

SUN	MON	TUE	WED	THU	FRI	SAT
						1
2	3	4	5	6	7 LE 7:30	8 LE 6:00
9	10	11	12	13	14 RCK 7:00	15
16 RCK 1:00	17	18	19	20	21 MIL 7:00	22 MIL 7:00
23 30 HAM 3:00	24 31	25	26 TOR 7:00	27	28 GR 7:00	29

NOVEMBER 2011

SUN	MON	TUE	WED	THU	FRI	SAT
		1 HAM 7:30	2	3 OKC 7:00	4	5 OKC 7:00
6	7	8	9	10 HOU 7:05	11 TEX 7:00	12 TEX 6:00
13	14	15 SA 10:30	16	17	18 OKC 7:00	19 OKC 7:00
20 HOU 5:05	21	22	23	24	25 SA 7:00	26
27 SA 1:00	28	29 MIL 7:00	30			

DECEMBER 2011

SUN	MON	TUE	WED	THU	FRI	SAT
				1	2 CHI 7:30	3 RCK 7:05
4 CHI 4:00	5	6	7	8	9 LE 7:00	10 LE 7:00
11	12	13	14	15	16 HAM 7:00	17
18 HAM 1:00	19	20	21 GR 7:00	22 CHI 7:00	23	24
25	26	27	28	29 TEX 7:00	30 TEX 7:00	31

JANUARY 2012

SUN	MON	TUE	WED	THU	FRI	SAT
1	2	3	4	5	6 GR 7:00	7 GR 7:00
8	9	10 SA 7:00	11 TEX 7:30	12	13	14 OKC 7:00
15 OKC 4:00	16 SA 4:00	17	18	19	20 CHA 7:00	21 CHA 7:00
22	23	24 CHI 7:00	25 CHI 7:00	26	27	28
29	30	31				

FEBRUARY 2012

SUN	MON	TUE	WED	THU	FRI	SAT
			1	2 ROC 7:05	3 ROC 7:35	4 TOR 5:00
5	6	7	8	9 OKC* 7:00	10	11 OKC 7:00
12	13	14	15	16	17 HOU 7:00	18 HOU 7:00
19	20	21 PEO 7:00	22	23	24 MIL 7:00	25 CHI 7:00
26 PEO 5:00	27	28	29 RCK 7:05	*GAME PLAYED AT THE SCOTIABANK SADDLEDOME IN CALGARY		

MARCH 2012

SUN	MON	TUE	WED	THU	FRI	SAT
				1	2 TEX 7:00	3
4 TEX 1:00	5	6 HOU 11:00	7 HOU 7:00	8	9 PEO 7:00	10
11 PEO 1:00	12	13 HOU 7:05	14	15	16 SA 7:00	17 HOU 7:35
18	19 TEX 7:30	20	21	22	23	24 SA 7:00
25 SA 1:00	26	27	28	29 CHI 7:00	30 CHI 7:00	31

APRIL 2012

SUN	MON	TUE	WED	THU	FRI	SAT
1	2	3 ROC 7:00	4 ROC 7:00	5	6 CHA 7:00	7
8 CHA 3:00	9	10	11	12	13 TOR 7:00	14
15 TOR 1:00						

ALL START TIMES ARE IN HOME TEAM'S TIME ZONE. GAME DATES AND TIMES ARE SUBJECT TO CHANGE.



WHERE NHL STARS ARE BORN

ABBOTSFORDHEAT.COM

1.877.452.HEAT (4328)

2011-2012 CALGARY HITMEN



HITMEN HOCKEY
WORLD CLASS



P.O. Box 1540 Station M Calgary, AB, Canada T2P 3B9

Email: info@hitmenhockey.com • Website: www.hitmenhockey.com


PHONE: 403-571-2200 FAX: Business 403-571-2211 Hockey 403-571-2221

GENERAL MANAGER



KELLY KISIO

HEAD COACH



MIKE WILLIAMSON

DIRECTORY

President/CEO/Governor	Ken King
General Manager/Alternate Governor/Executive VP	Kelly Kisio
Director of Business Operations	Mike Moore
Administrative Assistant/Sponsor Relations Coordinator	Allana Minchau
Head Coach	Mike Williamson
Assistant Coaches	Joel Otto,
Goaltending Coach	Brent Kisio
Athletic Therapist	Darcy Wakaluk
Assistant Trainer	Will McMillan
Head Scout	Jason Monnery
Travelling Scout	Dan Bonar
Education Advisor/Billet Coordinator	Ray Payne
Communications Coordinator	Bernie Bajnok
	Joanna French

INFORMATION

Game Day Ticket Sales	Phone 403-777-0000
Group Sales/Flex Packs	Phone 403-777-4646
Home Arena	Scotiabank Saddledome
Seating Capacity	16,337
Rink Dimensions	200' x 85'
Training Camp	Don Hartman Sportsplex, Calgary AB.
Colours	Black, Copper, Red and White
Team Uniforms (Home) - White Base with Copper, Red and White	
.....(Away) - Black Base with Copper, Red and White	
Conference	Eastern
Division	Central

PRESS GUIDE

Location of Press Box	South and North Side
Press Entry	From Lot D, Southeast Entrance
Radio Station	Sportsnet 960 The FAN
Broadcasters	Brad Curle
.....Ken Thrower	
Local Newspaper	Calgary Herald, Calgary Sun

2011-2012 ROSTER

NAME	POSITION	NAME	POSITION
Mike Snider	G	Chase Clayton	C
Brandon Glover	G	Cody Sylvester	C
Chris Driedger	G	Rob Trzonkowski	RW
Ben Wilson	D	Nathan MacMaster	LW
Kenton Helgesen*	D	Calder Brooks*	LW
Peter Kosterman	D	John Lawrence	LW
Spencer Humphries	D	Danny Gayle	LW
Keaton Lubin	D	Victor Rask*	C
Alex Roach	D	Luke Gordon*	RW
Jaynen Rissling	D	Greg Chase*	C
Alex Gogolev*	RW	Brady Brassart	C
Brooks Macek	RW	Kenton Miller	LW
Justin Kirsch	LW	Trevor Cheek	C
Jimmy Bubnick	C		

* rookie

2011-2012 CALGARY HITMEN REGULAR SEASON SCHEDULE

SEPTEMBER 2011

SUN	MON	TUE	WED	THU	FRI	SAT
18	19	20	21	22	23	24 KTN 7:00
25	26	27	28	29	30 LET 7:00 *	

OCTOBER 2011

SUN	MON	TUE	WED	THU	FRI	SAT
						1
2 KTN 2:00 *	3	4	5	6	7 RD 7:00 *	8
9	10	11	12 REG 7:00 *	13	14	15 MH 7:30
16 SC 4:00 *	17	18 SC 7:00	19	20 REG 7:00	21	22
23 KTN 4:00 *	24 30	25 POR 7:00 *	26	27	28	29 EVT 7:00 *

NOVEMBER 2011

SUN	MON	TUE	WED	THU	FRI	SAT
		1 PA 7:00	2 SAS 7:05 *	3	4 BDN 6:30	5 REG 7:00 *
6 MJ 7:00	7	8 SC 6:00	9	10	11 SEA 7:00 *	12
13 LET 2:00 *	14	15	16	17	18	19 PA 7:00 *
20 SAS 2:00 *	21	22 BDN 6:00	23 MJ 6:00	24	25 SAS 6:05	26 PA 6:00 *
27	28	29	30			

DECEMBER 2011

SUN	MON	TUE	WED	THU	FRI	SAT
				1 EDM 7:00	2 SPO 7:00 *	3
4 MH 4:00	5	6 EDM 7:00	7	8	9 PA 7:00 *	10
11 BDN 2:00 *	12	13	14 LET 7:00 *	15	16 REG 7:00	17 EDM 7:00 *
18	19	20	21	22	23	24
25	26	27	28 PG 8:00	29	30 KAM 8:00	31

JANUARY 2012

SUN	MON	TUE	WED	THU	FRI	SAT
1 KEL 3:00	2	3 VIC 8:05	4 VAN 8:00	5	6	7
8 LET 2:00 *	9	10	11	12	13 MJ 7:00 *	14
15 EDM 2:00 *	16	17 RD 7:00	18 MH 7:00 *	19	20 PG 7:00 *	21
22 RD 4:00 *	23	24	25 BDN 7:00 *	26	27 VAN 7:00 *	28 MH 7:30 *
29 TC 4:00 *	30	31				

FEBRUARY 2012

SUN	MON	TUE	WED	THU	FRI	SAT
			1	2	3 KTN 7:00	4 RD 7:30 *
5	6	7 MH 7:00 *	8 EDM 7:00	9	10 MJ 7:00 *	11
12 KTN 4:00 *	13	14	15 VIC 8:05 *	16	17 KEL 8:05 *	18 KAM 8:00
19	20	21	22 MH 7:00 *	23	24 EDM 7:00 *	25
26 KEL 4:00 *	27	28	29 SC 7:00 *			

MARCH 2012

SUN	MON	TUE	WED	THU	FRI	SAT
				1	2 SAS 7:00	3 KTN 7:00 *
4	5	6 RD 7:00	7	8	9 LET 7:00	10
11 RD 4:00	12	13	14 LET 7:00 *	15	16 KTN 7:00	17 KTN 7:00 *

HOME AWAY

All game times are MT.
Game dates and times are subject to change.

★ **SPORTSNET 960** RADIO BROADCASTS

▷ SHAW TELEVISION BROADCASTS

2011-2012 HITMEN SPECIAL EVENTS

- Oct. 2/11Adrenalin Source For Sports Puck Drop
- Oct. 7/11Thanksgiving
- Oct. 23/11.....Aboriginal Game
- Oct. 25/11.....Toonie Dash for Cash
- Oct. 29/11.....Hockey Mum's Fight Breast Cancer/
Pink Jersey Off Our Backs Game
- Nov. 11/11Remembrance Day
- Nov. 19/11Cardel Rockin' Rally/NSD Coaching Day
- Nov. 20/11Cross Iron Mills Shoot for the Stars
- Dec. 2/11Safeway Mover
- Dec. 4/11Petro-Canada Teddy Bear Toss
- Dec. 9/11Subway Soccer Day
- Dec. 11/11Food Bank Game
- Dec. 16/11Happy Holidays!/Teddy Bear Jerseys
- Jan. 8/12Tim Hortons Minor Hockey Day
- Jan. 13/12Western Night
- Jan. 15/12Dodge Skate with the Hitmen
- Jan. 18/12Hitmen Bingo
- Jan. 20/12Ladies' Night
- Jan. 22/12Literacy Game
- Jan. 25/12Hitmen Bingo
- Jan. 27/12Husky Hitmen 7th Man
- Jan. 29/12Wendy's Novice Development Day
- Feb. 8/12Hitmen Bingo
- Feb. 10/12Heart and Stroke Game
- Feb. 12/12Palliser Valentine's Game/Marble Slab
BBBS Game
- Feb. 22/12Hitmen Bingo
- Feb. 24/12Lunar Celebration
- Feb. 26/12CO-OP Family Day
- Feb. 29/12Hitmen Bingo
- Mar. 2/12Faith Night
- Mar. 11/12Distress Centre Awareness Game
- Mar. 14/12Hitmen Bingo
- Mar. 17/12Fan Appreciation



2012 CALGARY ROUGHNECKS LACROSSE CLUB

**THINK
INSIDE
THE BOX**

P.O. Box 1540 Station M Calgary, AB, Canada T2P 3B9

Email: info@calgaryroughnecks.com • Website: www.calgaryroughnecks.com

PHONE: 403-777-2177 FAX: Business 403-777-2171

MIKE BOARD



**GENERAL MANAGER /
ALTERNATE GOVERNOR**

DAVE PYM



**HEAD
COACH**

CURT MALAWSKY



**ASSOCIATE COACH /
ASSISTANT GM**

BOB McMAHON



**ASSISTANT
COACH**

DIRECTORY

President	Ken King
Governor	John Bean
General Manager	Mike Board
Director of Business Operations	Mike Moore
Communications Coordinator	Joanna French
Administrative Assistant/Sponsor Relations Coordinator	Allana Minchau
Head Coach	Dave Pym
Associate Coach/Assistant GM	Curt Malawsky
Assistant Coach	Bob McMahon
Equipment Manager	Chris Norton

INFORMATION

Game Day Ticket Sales	Phone 1-855-985-0000
Group Sales/Flex Packs	Phone 403-777-4646
Home Arena	Scotiabank Saddledome
Seating Capacity	19,289
Floor Dimensions	200' x 85'
Colours	Red, White and Black
Team Uniforms	(Home) - White with Red and Black trim
.....	(Away) - Red with Black trim
Conference	Western

PRESS GUIDE

Location of Press Box	South and North Side
Press Entry	From Lot D, Southeast Entrance
Radio Station	Sportsnet 960 The FAN
Local Newspaper	Calgary Herald, Calgary Sun

2012 REGULAR SEASON SCHEDULE

SUNDAY, JANUARY 8, 2012, 4:00pm	@ TORONTO ROCK
SATURDAY, JANUARY 14, 2012, 7:30pm	@ WASHINGTON STEALTH
SATURDAY, JANUARY 21, 2012, 7:00pm	vs COLORADO MAMMOTH
SATURDAY, JANUARY 28, 2012, 7:00pm	vs TORONTO ROCK
FRIDAY, FEBRUARY 10, 2012, 8:00pm	@ WASHINGTON STEALTH
SATURDAY, FEBRUARY 18, 2012, 7:00pm	vs EDMONTON RUSH
*To be confirmed	
FRIDAY, FEBRUARY 24, 2012, 7:00pm	@ COLORADO MAMMOTH
SATURDAY, MARCH 3, 2012, 7:00pm	vs MINNESOTA SWARM
FRIDAY, MARCH 9, 2012, 7:00pm	@ EDMONTON RUSH
SATURDAY, MARCH 10, 2012, 7:00pm	vs EDMONTON RUSH
SATURDAY, MARCH 24, 2012, 7:00pm	vs BUFFALO BANDITS
FRIDAY, MARCH 30, 2012, 7:30pm	@ MINNESOTA SWARM
SATURDAY, MARCH 31, 2012, 7:00pm	vs WASHINGTON STEALTH
FRIDAY, APRIL 6, 2012, 7:00pm	vs ROCHESTER KNIGHTHAWKS
SATURDAY, APRIL 14, 2012, 5:30pm	@ ROCHESTER KNIGHTHAWKS
SATURDAY, APRIL 21, 2012, 7:00pm	@ EDMONTON RUSH

GAME TIMES AND DATES ARE SUBJECT TO CHANGE

HOME GAME AWAY GAME

2011-12 CRITICAL DATES CALENDAR

SEPTEMBER

- 9 Opening Day of Rookie Camp
- 16 Opening Day of Training Camp
- 19 Pre-season schedule begins
- 20 NHL Board of Governors Meeting
- 21-24 USHL Fall Classic (Sioux City, IA)
- 26 Kraft Hockeyville - Winnipeg Jets vs. Ottawa Senators (Mile One Centre, St. John's, NL)

OCTOBER

- 1 Hockey Fights Cancer Awareness Month
- 5 Opening Day Playing Rosters set (3:00 p.m. ET)
- 6 Opening Night - 94th NHL Regular Season begins
- 6 Bruins Raise Stanley Cup Banner - Philadelphia Flyers at Boston Bruins
- 6 NHL Face-Off (Winnipeg)
- 7 2011 Compuware NHL Premiere - Anaheim Ducks at Buffalo Sabres (Helsinki, FIN)
- 7 2011 Compuware NHL Premiere - New York Rangers at Los Angeles Kings (Stockholm, SWE)
- 8 2011 Compuware NHL Premiere - New York Rangers at Anaheim Ducks (Stockholm, SWE)
- 8 2011 Compuware NHL Premiere - Buffalo Sabres at Los Angeles Kings (Berlin, GER)
- 9 Winnipeg Jets host first 2011-12 regular season game at MTS Centre (vs. Montreal Canadiens)
- 26 A Celebration of Lester Patrick (St. Paul, MN)
Recipients: Mark Johnson, Bob Pulford, Tony Rossi, Jeff Sauer

NOVEMBER

- 7-17 2011 Subway Super Series (CHL)
- 8-13 U20 Four Nations Cup
- 12 Hockey Hall of Fame Game (Ottawa Senators at Toronto Maple Leafs)
- 13 Hockey Hall of Fame Legends Classic
- 14 Hockey Hall of Fame Induction Ceremony (Toronto, ON)
Inductees: Ed Belfour, Doug Gilmour, Mark Howe, Joe Nieuwendyk (Player Category)
- 25 First NBC Broadcast: Detroit Red Wings at Boston Bruins
- 26 NHL Founders Day (1917) - 11 games on schedule

DECEMBER

- 1 Signing deadline for Group 2 free agents (5:00 p.m. ET)
- 5-6 NHL Board of Governors Meeting (CA)
- 12 U.S. Hockey Hall of Fame Induction Ceremony (Chicago, IL)
Inductees: Chris Chelios, Mike Emrick, Ed Snider, Gary Suter, Keith Tkachuk
- 19-27 Holiday Roster Freeze in effect. For all players on an NHL active roster, injured reserve, or players with non-roster and injured non-roster status as of midnight, local time, December 19, a roster freeze shall apply through midnight local time December 27, with respect to waivers, trades and loans, subject to the exceptions provided for in CBA Article 16.10.
- 24-25 No scheduled practices - dressing rooms closed
- 26 - Jan. 5 IIHF World U20 Championship (Edmonton and Calgary, AB)

JANUARY

- 2 2012 Bridgestone NHL Winter Classic - New York Rangers at Philadelphia Flyers (Philadelphia)

- 26-30 NHL All-Star Break (no games played)
- 26-29 No scheduled practices - dressing rooms closed
- 28 NHL Honda SuperSkills (Scotiabank Place, Ottawa, ON)
- 29 59th NHL All-Star Game (Scotiabank Place, Ottawa, ON)
- 29 AHL All-Star Skills Competition (Atlantic City, NJ)
- 30 AHL All-Star Classic (Atlantic City, NJ)
- 31 NHL Regular Season Schedule Resumes
- 31- Feb 1 Home Hardware CHL/NHL Top Prospects Game (Kelowna, BC)

FEBRUARY

- 1 Hockey is for Everyone Month
- 11 CBC's Hockey Day in Canada (Host: PEI)
Edmonton Oilers at Ottawa Senators;
Montreal Canadiens at Toronto Maple Leafs;
Vancouver Canucks at Calgary Flames
- 17-19 Hockey Weekend Across America (USA Hockey)
- 19 Hockey Day in America (NBC)
- 27 Trade deadline (3:00 p.m. ET)

MARCH

- 12-14 NHL General Managers Meeting (Boca Raton, FL)
- 23-25 NCAA Regionals

APRIL

- 5-7 NCAA Frozen Four (St. Pete Times Forum, Tampa, FL)
- 7 Busiest Day in NHL season - 15 games
- 7 Last day of 2011-12 regular season
- 11 Stanley Cup Playoffs begin
- 12-22 IIHF U18 World Championship (Czech Republic)

MAY

- 4-20 IIHF World Championship (Helsinki, FIN, Stockholm, SWE)
- 5-13 2012 RBC Cup (Elgar Petersen Arena, Humboldt, SK)
- 18-27 2011 CHL Memorial Cup (Centre Bionest, Shawinigan, QC)
- 28 - June 2 2012 NHL Combine

JUNE

- 15 Last possible day for 2012 Stanley Cup Final
- TBA Deadline for first club-elected salary arbitration (later of June 15 or 48 hours after the conclusion of the Stanley Cup Final, 5:00 p.m. ET)
- 20 2012 NHL Awards
- 22-23 NHL Entry Draft

JULY

- 1 Free Agency period begins
- 5 Deadline for player-elected salary arbitration notification (5:00 p.m. ET)
- 6 Deadline for club-elected salary arbitration notification (5:00 p.m. ET)
- 20 - Aug. 4 Salary arbitration hearings held

AUGUST

- 6 Deadline for salary arbitration decisions to be rendered

SCOTIABANK SADDLEDOME SEATING BOWL



SECTION		*DOOR PRICES
Club**	(Club) 115-122, Rows 1-13	\$235.29
Gold**	201-202, Row 1 / 208-228, Row 1	\$246.50
Rest.	Saddle Room Restaurant	\$156.86
Silver	201-202, Row 2 / 207-228, Row 2	\$173.67
Red 1	101-114 / 200 Level Rows 3-4 / 204-206, Row 9	\$151.26
Red 2	209-215, Rows 5-10 / 223-228, Rows 5-10 / 201, Rows 5-10 / 204-206, Row 10 only	\$126.05
White	201 Rows 11+ / 209-215, Rows 11+ / 223-228, Rows 11+ / 202-203, Rows 5-10 / 207-208, Rows 5-10 / 216-222, Rows 5-10	\$95.24
Orange	202-208, Rows 11-16 / 216-222, Rows 11-16	\$68.16
Green	202-208, Rows 17+ / 216-222, Rows 17+	\$51.35
Press Level	Rows 1-3	\$34.55
PLE/PLW	Press Level East/Press Level West	\$32.68
WC	WC	\$81.23
WC1	WC1	\$89.64
WC2	WC2	\$58.82

CALL (403) 777-4646

* PREMIUM PRICING MAY APPLY ** CLUB MEMBERSHIP REQUIRED

Prices do not include GST or SPFF

*Preseason Game

SEPT '11

SUN	MON	TUE	WED	THU	FRI	SAT
18	19	20 VAN* 7:00	21	22	23	24 EDM* 6:00
25 EDM* 6:00	26	27 NYI* 7:00	28	29 PHX* 7:00	30	

OCTOBER '11

SUN	MON	TUE	WED	THU	FRI	SAT
						1
2	3	4	5	6	7	8 PIT 8:00
9	10 STL 12:00	11	12	13 MTL 5:30	14	15 TOR 5:00
16	17	18 EDM 7:30	19	20 NYR 7:30	21	22 NSH 2:00
23	24	25	26 COL 8:00	27	28 STL 7:00	29

NOVEMBER '11

SUN	MON	TUE	WED	THU	FRI	SAT
		1 VAN 7:30	2	3 DET 5:30	4 BUF 5:30	5
6 COL 6:00	7	8 MIN 7:30	9	10	11 CHI 6:30	12 COL 8:00
13	14	15 OTT 7:00	16	17	18 CHI 7:00	19
20	21 CBJ 5:00	22	23 DET 5:00	24	25 STL 6:00	26
27 MIN 4:00	28	29 NSH 7:30	30			

DECEMBER '11

SUN	MON	TUE	WED	THU	FRI	SAT
				1 CBJ 7:00	2	3 EDM 8:00
4 VAN 7:00	5	6 CAR 7:00	7	8 COL 7:00	9	10 EDM 8:00
11	12	13 NSH 6:00	14	15 TBL 5:30	16 FLA 5:30	17
18 CHI 5:00	19	20 MIN 7:00	21	22 DET 7:30	23 VAN 8:00	24
25	26	27 CBJ 5:00	28	29 NYI 5:00	30 OTT 5:30	31

JANUARY '12

SUN	MON	TUE	WED	THU	FRI	SAT
1 NSH 4:00	2	3 WSH 5:00	4	5 BOS 5:00	6	7 MIN 8:00
8	9	10 NJD 7:30	11	12 ANA 7:30	13	14 LAK 8:00
15	16	17 SJS 8:30	18	19 LAK 8:30	20	21 EDM 8:00
22	23	24 SJS 7:00	25	26	27	28
29	30	31 DET 7:00				

FEBRUARY '12

SUN	MON	TUE	WED	THU	FRI	SAT
			1	2	3 CHI 7:00	4
5	6 ANA 8:00	7	8 SJS 8:00	9 PHX 7:00	10	11 VAN 8:00
12	13	14 TOR 7:00	15	16 DAL 6:30	17	18 LAK 8:00
19	20	21 EDM 7:00	22	23 PHX 7:00	24	25 PHI 8:00
26	27 STL 7:00	28	29			

MARCH '12

SUN	MON	TUE	WED	THU	FRI	SAT
				1 PHX 7:00	2 ANA 8:00	3
4 DAL 4:00	5	6 MTL 7:00	7	8	9 WPG 7:00	10
11 MIN 4:00	12	13 SJS 7:30	14	15 PHX 7:00	16 EDM 7:30	17
18 CBJ 6:00	19	20 COL 7:00	21	22 MIN 6:00	23	24 DAL 12:00
25	26 DAL 7:00	27	28 LAK 7:30	29	30 COL 7:00	31 VAN 8:00

APR '12

SUN	MON	TUE	WED	THU	FRI	SAT
1	2	3	4	5 VAN 7:00	6	7 ANA 2:00



Flames TV Broadcasts

- CBC (Hockey Night in Canada)
- ◆ Sportsnet West ▲ TSN
- Sportsnet Flames

All times MT.

Game dates and times are subject to change.

Group Tickets.....Call 403-777-4646
Individual Tickets.....Call 403-777-0000



calgaryflames.com



hitmenhockey.com



calgaryroughnecks.com

#11 Mikael Backlund

#5 Mark Giordano

Reebok



Calgary's Authentic Team Store

FANATTIC STORE LOCATIONS

Calgary Airport
2000 Airport Rd. N.E.
Calgary, AB
403-571-9755

Scotiabank Saddledome
555 Saddledome Rise S.E.
Calgary, AB
403-571-9770

North Hill Centre
1632 - 14th Ave. N.W.
Calgary, AB
403-338-2080

www.flamesport.com or call: 1-877-477-2177

**Scotiabank is proud to
support over 65,000 future
hockey stars.**



CANADA'S  **HOCKEY BANK**  **Scotiabank®**

You're richer than you think.®

 [/scotiahockeyclub](https://www.facebook.com/scotiahockeyclub)

 [/scotiahockey](https://twitter.com/scotiahockey)

NHL and the NHL Shield are registered trademarks of the National Hockey League. © NHL 2011.
All Rights Reserved. ® Registered trademarks of The Bank of Nova Scotia.